

Dialight




Dialight LED Lighting Catalog - Americas/UL


for Industrial and Hazardous Locations

MARCH 2020





Before



After

About Dialight

With over 40 years of industrial LED lighting experience and the largest installed base in the world, Dialight's extensive network of support staff, distributor and channel partners are ready to help you select among our wide range of products to identify a lighting solution that meets your specific needs.

Reliant™

- LED lighting for light industrial applications
- 10 year warranty

Vigilant®

- LED lighting for general industrial applications
- 10 year warranty

DuroSite®

- LED lighting for general industrial applications
- 5 & 10 year warranty

SafeSite®

- LED lighting for hazardous applications
- 5 & 10 year warranty



Hazardous Locations Ratings

Fixed and portable fixtures for installation and use in hazardous (classified) locations Class I, Divisions 1 and 2, Groups A, B, C, and D; Class II, Division 1, Groups E, F, and G; Class II, Division 2, Groups F and G; and Class III, Divisions 1 and 2, in accordance with the National Electrical Code, NFPA 70

Classes

The classes define the general nature of hazardous material in the surrounding atmosphere.

Class	Hazardous Material in Surrounding Atmosphere
Class I	Hazardous because flammable gases or vapors are present in the air in quantities sufficient to produce explosive or ignitable mixtures
Class II	Hazardous because combustible or conductive dusts are present
Class III	Hazardous because ignitable fibers or flying's are present, but not likely to be in suspension in sufficient quantities to produce ignitable mixtures. Typical wood chips, cotton, flax and nylon. Group classifications are not applied to this class

Divisions

The division defines the probability of hazardous material being present in an ignitable concentration in the surrounding atmosphere.

Division	Presence of Hazardous Material
Division 1	The substance referred to by class is present during normal conditions
Division 2	The substance referred to by class is present only in abnormal conditions, such as a container failure or system breakdown

Groups

The group defines the hazardous material in the surrounding atmosphere.

Group	Hazardous Material in Surrounding Atmosphere
Group A	Acetylene
Group B	Hydrogen, fuel and combustible process gases containing more than 30% hydrogen by volume or gases of equivalent hazard such as butadiene, ethylene, oxide, propylene oxide and acrolein
Group C	Carbon monoxide, ether, hydrogen sulfide, morphine, cyclopropane, ethyl and ethylene or gases of equivalent hazard
Group D	Gasoline, acetone, ammonia, benzene, butane, cyclopropane, ethanol, hexane, methanol, methane, vinyl chloride, natural gas, naphtha, propane or gases of equivalent hazard
Group E	Combustible metal dusts, including aluminum, magnesium and their commercial alloys or other combustible dusts whose particle size, abrasiveness and conductivity present similar hazards in connection with electrical equipment
Group F	Carbonaceous dusts, carbon black, coal black, charcoal, coal or coke dusts that have more than 8% total entrapped volatiles or dusts that have been sensitized by other material so they present an explosion hazard
Group G	Flour dust, grain dust, flour, starch, sugar, wood, plastic and chemicals

Reference:
http://www.engineeringtoolbox.com/hazardous-areas-classification-d_347.html

Table of Contents

Reliant™ LED Lighting

Reliant™ LED High Bay	14-17
-----------------------	-------

Vigilant® LED Lighting

Vigilant® LED High Bay & Low Bay	18-35
Vigilant® LED High Bay - High Output	36-45
Vigilant® LED Dual Floodlight	46-47
Vigilant® LED Area Light	48-57
Vigilant® LED Linear - Low Profile	58-59
Vigilant® LED Linear - Top Conduit	60-61

DuroSite® LED Lighting

DuroSite® LED Floodlight	62-65
DuroSite® LED Area Light	66-75
DuroSite® LED End-to-End Linear	76-77
DuroSite® LED Linear - Low Profile	78-79
DuroSite® LED Linear - Top Conduit	80-81
DuroSite® LED Linear - Battery Backup	82-83
DuroSite® LED Wallpack/Bulkhead	84-85
DuroSite® LED RTO Area Light	86-87

SafeSite® LED Lighting

SafeSite® LED High Bay & Low Bay	88-103
SafeSite® LED Floodlight	104-107
SafeSite® LED Area Light	108-127
SafeSite® LED End-to-End Linear	128-129
SafeSite® LED Linear - Low Profile	130-133
SafeSite® LED Linear - Top Conduit	134-137
SafeSite® LED Linear - Battery Backup	138-139
SafeSite® LED Linear - Class I, Div. 1	140-141
SafeSite® LED Linear - Battery Backup - Class I, Div. 1	142-143
SafeSite® LED Wallpack/Bulkhead	144-145
SafeSite® LED RTO Area Light	146-147

StreetSense® LED Lighting

StreetSense® LED Street Light	148-149
-------------------------------	---------

Obstruction LED Lighting

FAA Approved Obstruction Lighting Solutions	150-151
---	---------

Reliant™ LED Lighting Fixture

for Industrial Applications



LED High Bay

Wattage Range:	183-487W
Lumen Output:	18,000-72,000lm
Lumens per Watt:	129-160
Input Voltage:	100-277 VAC 347-480 VAC

Vigilant® LED Lighting Fixtures

for Industrial Applications



LED High Bay

Wattage Range:	80-186W
Lumen Output Range:	11,000-26,250lm
Lumens per Watt:	100-145
Input Voltage:	100-277 VAC 120-250 VDC 347-480 VAC



LED High Bay - Passive Power Supply

Wattage Range:	73-206W
Lumen Output:	9,750-27,000lm
Lumens per Watt:	101-131
Input Voltage:	347 VAC or 480 VAC



LED Low Bay

Wattage Range:	42-154W
Lumen Output:	3,500-18,000lm
Lumens per Watt:	68-113
Input Voltage:	100-277 VAC 120-250 VDC 347-480 VAC




LED High Bay - High Output

Wattage Range:	309-506W
Lumen Output:	42,300-72,000lm
Lumens per Watt:	131-149
Input Voltage:	120-277 VAC, 347/480 VAC

DISCLAIMER. All product information provided is, to the best of Dialight's knowledge, accurate as of the date of publication. When ordering, refer to www.dialight.com for current versions of: (a) relevant product documentation (including the relevant product data sheets); (b) Dialight terms and conditions of sale; and, (c) the relevant product warranty. To the extent that any contract is deemed formed between Dialight and the purchaser of Dialight products and/or an end-user, versions of documents available at www.dialight.com as at the date of sale shall be the versions incorporated therein. In the event of any discrepancy between this document or information provided at www.dialight.com, the latter shall prevail.

Vigilant® LED Lighting Fixtures for Industrial Applications



LED Single & Dual Floodlight

Wattage Range:	186-412W
Lumen Output Range:	27,000-56,000lm
Lumens per Watt:	127-147
Input Voltage:	100-277 VAC, 120-250 VDC, 347-480 VAC



LED Area Light

Wattage Range:	24W-66W
Lumen Output Range:	2,800-9,000lm
Lumens per Watt:	106-143
Input Voltage:	100-277 VAC, 120-250 VDC

DuroSite® LED Lighting Fixtures for Industrial Applications



LED Floodlight

Wattage Range:	106-140W
Lumen Output Range:	10,000-15,000lm
Lumens per Watt:	89-111
Input Voltage:	100-277 VAC 347/480 VAC



LED Area Light

Wattage Range:	21W-85W
Lumen Output Range:	2,200-7,500lm
Lumens per Watt:	75-111
Input Voltage:	120-277 VAC - Battery backup 347/480 VAC 24-48 VDC




LED Linear - End-to-End

Wattage Range:	32W/60W
Lumen Output Range:	3,500-7,500lm
Lumens per Watt:	109-125
Input Voltage:	100-277 VAC

DISCLAIMER. All product information provided is, to the best of Dialight's knowledge, accurate as of the date of publication. When ordering, refer to www.dialight.com for current versions of: (a) relevant product documentation (including the relevant product data sheets); (b) Dialight terms and conditions of sale; and, (c) the relevant product warranty. To the extent that any contract is deemed formed between Dialight and the purchaser of Dialight products and/or an end-user, versions of documents available at www.dialight.com as at the date of sale shall be the versions incorporated therein. In the event of any discrepancy between this document or information provided at www.dialight.com, the latter shall prevail.

DuroSite® LED Lighting Fixtures

for Industrial Applications



LED Linear - Low Profile

Wattage Range:	33W/66W
Lumen Output Range:	2,900-7,250lm
Lumens per Watt:	88-110
Input Voltage:	100-277 VAC



LED Linear - Top Conduit

Wattage Range:	33W/66W
Lumen Output Range:	2,900-7,250lm
Lumens per Watt::	88-110
Input Voltage:	100-277 VAC



LED Linear - Battery Backup

Wattage Range:	85W
Lumen Output Range:	7,000lm
Lumens per Watt::	82
Input Voltage:	120-277 VAC



LED Wallpack/Bulkhead

Wattage Range:	11W/22W/34W
Lumen Output Range:	600-2,250lm
Lumens per Watt::	55-66
Input Voltage:	100-277 VAC 24-48 VDC



LED RTO Area Light

Wattage Range:	8W
Lumen Output Range:	470-800lm
Lumens per Watt::	59-100
Input Voltage:	100-277 VAC 24-48 VDC

DISCLAIMER. All product information provided is, to the best of Dialight's knowledge, accurate as of the date of publication. When ordering, refer to www.dialight.com for current versions of: (a) relevant product documentation (including the relevant product data sheets); (b) Dialight terms and conditions of sale; and, (c) the relevant product warranty. To the extent that any contract is deemed formed between Dialight and the purchaser of Dialight products and/or an end-user, versions of documents available at www.dialight.com as at the date of sale shall be the versions incorporated therein. In the event of any discrepancy between this document or information provided at www.dialight.com, the latter shall prevail.

SafeSite® LED Lighting Fixtures

for Hazardous Applications



LED High Bay

Wattage Range:	80-186W
Lumen Output Range:	7,750-26,250lm
Lumens per Watt:	97-145
Input Voltage:	100-277 VAC, 120-250 VDC 347-480 VAC



LED High Bay - Passive Power Supply

Wattage Range:	73-206W
Lumen Output:	11,250-27,000lm
Lumens per Watt:	123-154
Input Voltage:	347 VAC or 480 VAC



LED Low Bay

Wattage Range:	42-154W
Lumen Output:	3,500-18,000lm
Lumens per Watt:	107-123
Input Voltage:	100-277 VAC 120-250 VDC 347-480 VAC



LED Floodlight

Wattage Range:	106-140W
Lumen Output Range:	10,000-15,000lm
Lumens per Watt:	89-111
Input Voltage:	100-277 VAC 347/480 VAC



LED Area Light

Wattage Range:	21-85W
Lumen Output Range:	2,200-9,000lm
Lumens per Watt:	75-145
Input Voltage:	100-277 VAC, 120-250 VDC 120-277 VAC - Battery backup 347-480 VAC 24-48 VDC

DISCLAIMER. All product information provided is, to the best of Dialight's knowledge, accurate as of the date of publication. When ordering, refer to www.dialight.com for current versions of: (a) relevant product documentation (including the relevant product data sheets); (b) Dialight terms and conditions of sale; and, (c) the relevant product warranty. To the extent that any contract is deemed formed between Dialight and the purchaser of Dialight products and/or an end-user, versions of documents available at www.dialight.com as at the date of sale shall be the versions incorporated therein. In the event of any discrepancy between this document or information provided at www.dialight.com, the latter shall prevail.


SafeSite® LED Lighting Fixtures

for Hazardous Applications



LED Linear - End-to-End

Wattage Range:	32W/60W
Lumen Output Range:	3,500-7,500lm
Lumens per Watt:	109-125
Input Voltage:	120-277 VAC



LED Linear - Low Profile

Wattage Range:	33W/66W
Lumen Output Range:	2,700-7,250lm
Lumens per Watt::	82-110
Input Voltage:	100-277 VAC



LED Linear - Top Conduit

Wattage Range:	33W/66W
Lumen Output Range:	2,900-7,250lm
Lumens per Watt::	82-110
Input Voltage:	100-277 VAC



LED Linear - Battery Backup

Wattage Range:	85W
Lumen Output Range:	7,000lm
Lumens per Watt::	82
Input Voltage:	120-277 VAC

DISCLAIMER. All product information provided is, to the best of Dialight's knowledge, accurate as of the date of publication. When ordering, refer to www.dialight.com for current versions of: (a) relevant product documentation (including the relevant product data sheets); (b) Dialight terms and conditions of sale; and, (c) the relevant product warranty. To the extent that any contract is deemed formed between Dialight and the purchaser of Dialight products and/or an end-user, versions of documents available at www.dialight.com as at the date of sale shall be the versions incorporated therein. In the event of any discrepancy between this document or information provided at www.dialight.com, the latter shall prevail.


SafeSite® LED Lighting Fixtures

for Hazardous Applications



LED Linear - Class I, Div. 1

Wattage Range:	34-100W
Lumen Output Range:	3,600-7,250lm
Lumens per Watt::	72-106
Input Voltage:	100-277 VAC 347-480 VAC



LED Linear - Class I, Div. 1 - Battery Backup

Wattage Range:	85W
Lumen Output Range:	7,250lm
Lumens per Watt::	85
Input Voltage:	120-277 VAC



LED Wallpack/Bulkhead

Wattage Range:	11W/22W/34W
Lumen Output Range:	600-2,250lm
Lumens per Watt::	46-66
Input Voltage:	100-277 VAC 207-264 VAC



LED RTO Area Light

Wattage Range:	8W
Lumen Output Range:	470-800lm
Lumens per Watt::	59-100
Input Voltage:	100-277 VAC 24-48 VDC

DISCLAIMER. All product information provided is, to the best of Dialight's knowledge, accurate as of the date of publication. When ordering, refer to www.dialight.com for current versions of: (a) relevant product documentation (including the relevant product data sheets); (b) Dialight terms and conditions of sale; and, (c) the relevant product warranty. To the extent that any contract is deemed formed between Dialight and the purchaser of Dialight products and/or an end-user, versions of documents available at www.dialight.com as at the date of sale shall be the versions incorporated therein. In the event of any discrepancy between this document or information provided at www.dialight.com, the latter shall prevail.

StreetSense® LED Lighting Fixtures

for Infrastructure Solutions



LED Streetlight

Wattage Range:	65-252W
Lumen Output Range:	5,500-20,250lm
Lumens per Watt::	80-85
Input Voltage:	100-277 VAC 347-480 VAC

Obstruction LED Lighting Solutions

FAA Approved Obstruction Lighting Solutions



Vigilant LED Based L-856 / L-864

High Intensity (White/Red) Strobe

Effective Intensity:	White Day - 270,000 cd White Twilight - 20,000 cd White Night - 2,000 cd Red Night - 2,000 cd
Wattage:	White Day - 160W White Twilight - 30W White Night - 23W Red Night - 30W
Input Voltage:	208-277 VAC



Vigilant LED Based L-865 / L-864 (+IR)

Medium Intensity (White/Red) Strobe - Infrared (IR) available

Effective Intensity:	White Day - 20,000 cd White Night - 2,000 cd Red Night - 2,000 cd
Wattage:	White Day - 36W (system = 75W) White Night - 4W (system = 10W) Red Night - 12W (system = 25W)
Input Voltage:	120-240 VAC or +/- 48 VDC

DISCLAIMER. All product information provided is, to the best of Dialight's knowledge, accurate as of the date of publication. When ordering, refer to www.dialight.com for current versions of: (a) relevant product documentation (including the relevant product data sheets); (b) Dialight terms and conditions of sale; and, (c) the relevant product warranty. To the extent that any contract is deemed formed between Dialight and the purchaser of Dialight products and/or an end-user, versions of documents available at www.dialight.com as at the date of sale shall be the versions incorporated therein. In the event of any discrepancy between this document or information provided at www.dialight.com, the latter shall prevail.

Obstruction LED Lighting Solutions


FAA Approved Obstruction Lighting Solutions



Vigilant LED Based L-864 (+IR)

Medium Intensity (Red) Beacon - Infrared (IR) available

Effective Intensity:	2,000 cd
Wattage:	3.3W (16.7% duty cycle) - Standard Model 7.0W (16.7% duty cycle) - IR model 20 flashes per minute with 0.5 sec. on time
Input Voltage:	120-240 VAC or 24-48 VDC



Vigilant LED Based L-810 (+IR)

Low Intensity (Red) RTO Side Light - Infrared (IR) available

Effective Intensity:	32.5 cd
Wattage Range:	9.0-1.5W
Input Voltage:	12-48 VDC / 120-240 VAC / 277 VAC



Vigilant LED Based L-810 (+IR)

Low Intensity (Red) RTO Side Light - Infrared (IR) available

Effective Intensity:	32.5 cd
Wattage Range:	24-13W
Input Voltage:	12-48 VDC / 120 VAC / 230 VAC

DISCLAIMER. All product information provided is, to the best of Dialight's knowledge, accurate as of the date of publication. When ordering, refer to www.dialight.com for current versions of: (a) relevant product documentation (including the relevant product data sheets); (b) Dialight terms and conditions of sale; and, (c) the relevant product warranty. To the extent that any contract is deemed formed between Dialight and the purchaser of Dialight products and/or an end-user, versions of documents available at www.dialight.com as at the date of sale shall be the versions incorporated therein. In the event of any discrepancy between this document or information provided at www.dialight.com, the latter shall prevail.

Reliant™ LED High Bay

100-277 VAC, 347-480 VAC



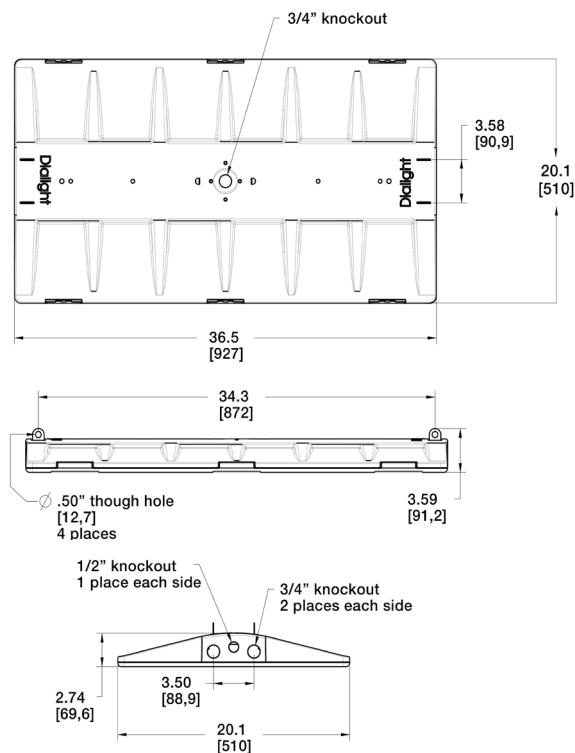
Certifications & Ratings

- UL 1598
- UL 8750
- CSA C22.2 No. 250.0
- Damp location
- L90 rated for >100,000 hours @ 25°C
- DLC Standard & Premium
- Title 24 compliant

Features & Benefits

- 10 year warranty
- Up to 160 lm/W
- 10% up-light accessory available (most models)
- Modular configuration
- Field replaceable parts available
- Controls enabled

*Awaiting validation or certification



Dimensions in inches [mm]

Mechanical Information:

Fixture weight:

Single unit: 18 lb* (polycarbonate, 120 VAC version)
Tandem unit: 41 lb* (polycarbonate, 120 VAC version)

*Base models only - does not include add on accessories
(surge, battery backup, sensor) - estimated additional 3 lb

Mounting:

Mounting: Cable/chain
Pendant mount kit available (see mounting accessories section on page 17)

Mounting tabs: 2 per side

Cable entries: 3/4" knockout - 2 per side, 1 top
1/2" knockout - 1 per side

Wiring: 8" of flying leads within wiring cavity

Materials:

Housing: Halogen free polycarbonate

Lens: Tempered glass, polycarbonate or acrylic

Mounting tabs: 304 stainless steel

Fixture color: Grey
Consult factory for additional color options

Electrical Specifications:

Operating voltage: 100-277 VAC
347-480 VAC

Operating temperature: -40°F to +131°F (-40°C to +55°C)
Battery backup: +50°F to +95°F (10°C to +35°C)

Total system power consumption: See table

EMC: FCC Title 47, Subpart B, Section 15, Class A

Transient protection:
100-277 VAC: 6kV (10kV optional)
347-480 VAC: 10kV

THD: <20%

Power factor: >0.9

Variable dimming: 0-10 VDC

Dimming range: 100%-5%

Photometric Information:

CRI: 80
Consult factory for more options available

CCT: 5000K (cool white)
4000K (neutral white)
Consult factory for more options available

All values typical unless otherwise stated (tolerance +/- 10%)

WARNING - INSTALLATION & SECONDARY RETENTION. Use of any Dialight products without proper installation (including secondary retention / netting) and periodic inspections could cause severe injury or death. Dialight recommends that all installations should use secondary retention / netting (appropriate to the installation environment) where applicable. It is the exclusive responsibility of the contractor, installer and/or end-user to: (a) determine the suitability of the product for its intended application; and, (b) ensure that the product is safely installed (with secondary retention / netting where appropriate) and in compliance with all applicable laws and regulations. To the extent permissible under applicable laws, Dialight disclaims all liability for personal injury and/or other damage resulting from any dislodgment or other dislocation of its products.

Ordering Information

Reliant™ LED High Bay - 100-277 VAC, 347-480 VAC



Most Popular Variants (consult factory for other options)							
Part Number	Form Factor	Fixture Lumens	Wattage	lm/W	Lens	Beam Distribution	Controls
100-277 VAC Models							
RHU-5MC2-CDCN-NGN	Single	16,200	123	132	Diffused Polycarbonate	Medium	Dimming
RHU-5MC2-CFCN-NGN	Single	16,200	123	132	Diffused Polycarbonate	Medium	Occupancy Sensor
RHU-7MC2-CDCN-NGN	Single	18,000	123	146	Tempered Glass	Medium	Dimming
RHU-7MC2-CFCN-NGN	Single	18,000	123	146	Tempered Glass	Medium	Occupancy Sensor
RHU-5MC2-EDCN-NGN	Single	21,100	163	129	Diffused Polycarbonate	Medium	Dimming
RHU-7MC2-EDCN-NGN	Single	23,520	163	144	Tempered Glass	Medium	Dimming
RHU-5MC2-FDCN-NGN	Single	26,400	199	133	Diffused Polycarbonate	Medium	Dimming
RHU-7AC2-FDCN-NGN	Single	29,400	199	148	Tempered Glass	Aisle	Dimming
RHU-7MC2-FDCN-NGN	Single	29,400	199	148	Tempered Glass	Medium	Dimming
RHU-7MC2-FFCN-NGN	Single	29,400	199	148	Tempered Glass	Medium	Occupancy Sensor
RHU-5MC2-HDCN-NGN	Single	31,500	239	132	Diffused Polycarbonate	Medium	Dimming
RHU-7MC2-HDCN-NGN	Single	34,500	239	144	Tempered Glass	Medium	Dimming
RHU-7MC2-LDEN-NGN	Tandem Side By Side	47,000	325	145	Tempered Glass	Medium	Dimming
RHU-7MC2-LDDN-NGN	Tandem End To End	47,000	325	145	Tempered Glass	Medium	Dimming
RHU-7MC2-NDEN-NGN	Tandem Side By Side	58,800	398	148	Tempered Glass	Medium	Dimming
RHU-7MC2-NDDN-NGN	Tandem End To End	58,800	398	148	Tempered Glass	Medium	Dimming
RHU-7MC2-RDEN-NGN	Tandem Side By Side	69,000	478	144	Tempered Glass	Medium	Dimming
100-277 VAC Battery Backup Models							
RHU-7MC2-CDCN-NGF	Single	18,000	123	146	Tempered Glass	Medium	Dimming
RHU-7MC2-FDCN-NGF	Single	29,400	199	148	Tempered Glass	Medium	Dimming
347-480 VAC Models							
RHU-5MC9-CDCN-NGN	Single	16,200	125	130	Diffused Polycarbonate	Medium	Dimming
RHU-7MC9-EDCN-NGN	Single	23,500	166	142	Tempered Glass	Medium	Dimming
RHU-5MC9-FDCN-NGN	Single	26,400	203	130	Diffused Polycarbonate	Medium	Dimming
RHU-7MC9-FDCN-NGN	Single	29,400	203	145	Tempered Glass	Medium	Dimming
RHU-7MC9-HDCN-NGN	Single	34,550	244	142	Tempered Glass	Medium	Dimming
RHU-7MC9-LDEN-NGN	Tandem Side By Side	47,000	331	142	Tempered Glass	Medium	Dimming
RHU-7MC9-NDEN-NGN	Tandem Side By Side	58,800	406	145	Tempered Glass	Medium	Dimming
RHU-7MC9-RDEN-NGN	Tandem Side By Side	69,100	487	142	Tempered Glass	Medium	Dimming
RHU-7MC9-RDDN-NGN	Tandem End To End	69,100	487	142	Tempered Glass	Medium	Dimming

All values typical unless otherwise stated (tolerance +/- 10%)

DISCLAIMER. All product information provided is, to the best of Dialight's knowledge, accurate as of the date of publication. When ordering, refer to www.dialight.com for current versions of: (a) relevant product documentation (including the relevant product data sheets); (b) Dialight terms and conditions of sale; and, (c) the relevant product warranty. To the extent that any contract is deemed formed between Dialight and the purchaser of Dialight products and/or an end-user, versions of documents available at www.dialight.com as at the date of sale shall be the versions incorporated therein. In the event of any discrepancy between this document or information provided at www.dialight.com, the latter shall prevail.

Ordering Information

Reliant™ LED High Bay - 100-277 VAC, 347-480 VAC



Project Information			Specifications		
Part Number:					
Project:					
Fixture Type:		Date:			

Ordering Information

Product Code	Cert.	Lens Material	Beam Dist.	CCT & CRI	Oper. Voltage	Lumen Type	Controls	Configuration	HW Access.	Elect. Access.	Finish	Battery
RH	U									N	G	

Product Code	Beam Distribution	Lumen Type	Hardware Accessories
RH Reliant™ High Bay	A Aisle	C 18,000 Lumens	N No Cord
	M Medium	E 23,500 Lumens	2 6' 18-3 STOW Power Cord
	P Aisle Distribution with 10% Up-Light (Factory Installed)	F 29,400 Lumens	3 12' 18-3 STOW Power Cord
	Q Medium Distribution with 10% Up-Light (Factory Installed)	H 34,600 Lumens	
	* Field installable up-light accessory available	Tandem Models	Electrical Accessories
U UL 1598, CSA		L 47,000 Lumens	N No Option
		N 58,800 Lumens	
		R 69,100 Lumens	
	CCT & CRI	Controls	Finish
	C Cool White 5000K - 80 CRI	D Dimming (0-10V)	G Gray
	N Neutral White 4000K - 80 CRI	F Occupancy Sensor FSP-212	
		G Occupancy Sensor, Bluetooth FSP-321B	Battery
	Operating Voltage	J IntelliLED™ Wireless Controls	F Standard Battery Backup - 5W
	2 100-277 VAC, 6kV Surge Protection	Configuration	G Battery Backup - 10W
	8 100-277 VAC, 10kV Surge Protection	C Single	N No Option
	9 347-480 VAC, 10kV Surge Protection	D Tandem End to End	
		E Tandem Side by Side	

Notes

- 1) Lumen type based on using a glass lens, medium optic, cool white, 80 CRI. See tables for lumens when changing options.
- 2) For Lumen types **L**, **N**, **R**, use Mounting Option **D** - Tandem End to End or **E** - Tandem Side by Side.
- 3) Up-light accessory available with Lumen Type - **C**, **E**, **F**, **L**, **N** models only.
- 4) Hardware accessories not available on battery back-up models.


DISCLAIMER. All product information provided is, to the best of Dialight's knowledge, accurate as of the date of publication. When ordering, refer to www.dialight.com for current versions of: (a) relevant product documentation (including the relevant product data sheets); (b) Dialight terms and conditions of sale; and, (c) the relevant product warranty. To the extent that any contract is deemed formed between Dialight and the purchaser of Dialight products and/or an end-user, versions of documents available at www.dialight.com as at the date of sale shall be the versions incorporated therein. In the event of any discrepancy between this document or information provided at www.dialight.com, the latter shall prevail.

Mounting Accessories



RH-MCAB-5 (6' option)
RH-MCAB-10 (10' option)
RH-MCAB-15 (16' option)
RH-MCAB-20 (22' option)

- Wire rope hanging kit
- Includes electro-galvanized 2mm steel looped end wires (2x), wire locking devices (2x) & v-hangers (2x)




RH-CHAIN-3 (3' option)
RH-CHAIN-4 (4' option)
RH-CHAIN-6 (6' option)

- Jack chain hanging kit
- Includes #12 steel chains (2x), s-hooks (4x), and v-hangers (2x)
- For use with single configured models only



RH-PENDANT-BRKT

- 3/4" NPT pendant mount kit
- Includes low copper A360 aluminum die cast adapter and hardware
- For use with single configured models only



RH-YCAB-5 (6' option)
RH-YCAB-10 (10' option)
RH-YCAB-20 (22' option)

- Wire rope hanging kit
- Includes electro-galvanized 2mm steel y-hook wires (2x) and wire locking devices (2x)



RH-VHANGER

- 304 stainless steel v-hangers (2x)




HBXCAB48

- 48" long stainless steel safety securing wire rope (2x)



RH-TANBRKT-SBS

- Side-by-side tandem kit
- Includes 304 stainless steel brackets, hardware, and wire harnesses



RH-TANBRKT-E2E

- End-to-end tandem kit
- Includes 304 stainless steel brackets, hardware, and wire harnesses

Additional Accessories

For use as replacement parts or for field customized projects.



RH-WIRELESS-1

- IntelliLED wireless control kit
- 2x required for tandem models



RH-WS-OCC-321

- WattStopper FSP-321 occupancy sensor kit
- 100-347 VAC (single phase) or 208/230/480 VAC (phase-to-phase) models
- Configurable and adjustable via Legrand's Bluetooth enable app.
- PIR (Passive Inferred) occupancy sensing / daylight harvesting
- Time delay: 5 min.-30 min.; default 15 minute
- Maximum coverage 100' diameter from 40' height



RH-UPL-CWC (CW)
RH-UPL-NWC (NW)

- Direct up-lighting kit - set of 2
- For use with 30K, 60K models



RH-10KV-277

- 100-277 VAC Littelfuse LSP10 surge protection kit

RH-10KV-480

- 347-480 VAC Littelfuse LSP10 surge protection kit



RH-WS-OCC-212

- WattStopper FSP-212 occupancy sensor kit
- 120/277 VAC models
- Adjustable via dipswitch on sensor
- PIR (Passive Inferred) occupancy sensing / daylight harvesting
- Time delay: 30 sec.-30 min.; default 15 minute
- Maximum coverage 100' diameter from 40' height



RH-UPL-CWB (CW)
RH-UPL-NWB (NW)

- Direct up-lighting kit - set of 2
- For use with 18k, 24k, 48K models



RH-EBU-800*

- 5W battery backup kit (~800 lumens)
- Fulham FHSCP-UNV-10P-L-SD driver
- Fulham FHBSATL3-1.5-SD battery pack

RH-EBU-1500*

- 10W battery backup kit (~1,500 lumens)
- Fulham FHSCP-UNV-10P-L-SD driver
- Fulham FHBSATL3-3-SD battery pack

**Factory installed power cord is not available with Battery Back-up option*

DISCLAIMER. All product information provided is, to the best of Dialight's knowledge, accurate as of the date of publication. When ordering, refer to www.dialight.com for current versions of: (a) relevant product documentation (including the relevant product data sheets); (b) Dialight terms and conditions of sale; and, (c) the relevant product warranty. To the extent that any contract is deemed formed between Dialight and the purchaser of Dialight products and/or an end-user, versions of documents available at www.dialight.com as at the date of sale shall be the versions incorporated therein. In the event of any discrepancy between this document or information provided at www.dialight.com, the latter shall prevail.

Vigilant® LED High Bay - UL / CSA

Corded Model & Integrated Wiring Box Model - 100-277 VAC

Corded Model



Mechanical Information:

Fixture weight:

18 lb (8.2 kg)

Shipping weight:

24 lb (10.9 kg)

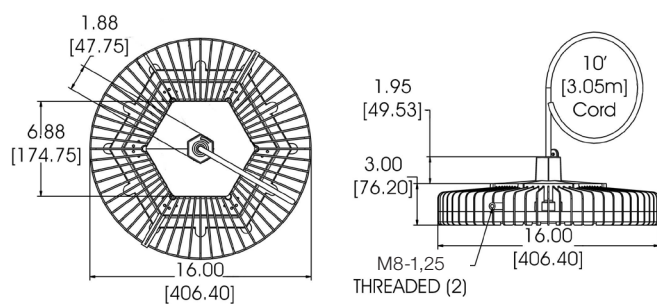
Mounting:

3/4" NPT - top
Various Kits
Secondary retention option available

Power Cord:

10' 18 AWG STOOV

Patent pending



Integrated Wiring Box Model



Mechanical Information:

Fixture weight:

20 lb (9.1 kg)

Shipping weight:

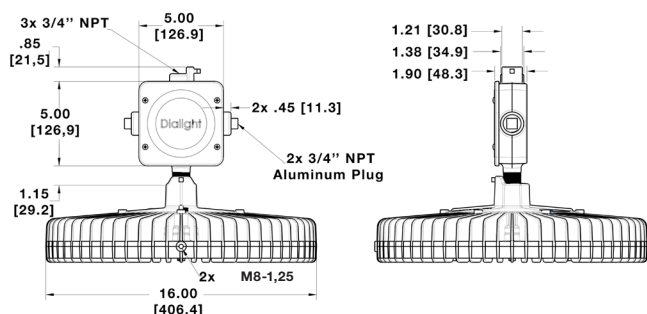
26 lb (11.8 kg)

Mounting:

3/4" NPT or Hook
Secondary retention option available

Wiring Box Cable Entries:

(3x) 3/4" NPT



Dimensions in inches [mm]

WARNING - INSTALLATION & SECONDARY RETENTION. Use of any Dialight products without proper installation (including secondary retention / netting) and periodic inspections could cause severe injury or death. Dialight recommends that all installations should use secondary retention / netting (appropriate to the installation environment) where applicable. It is the exclusive responsibility of the contractor, installer and/or end-user to: (a) determine the suitability of the product for its intended application; and, (b) ensure that the product is safely installed (with secondary retention / netting where appropriate) and in compliance with all applicable laws and regulations. To the extent permissible under applicable laws, Dialight disclaims all liability for personal injury and/or other damage resulting from any dislodgment or other dislocation of its products.

Certifications & Ratings:

UL 1598/A	CSA C22.2 No. 250.0-08
UL 8750	NEMA 4X
IP66/67 (100-277 Models)	L70 rated for >150,000 hours
10 year warranty	

Variable Dimming:

Variable Dimming Control: 0-10 VDC

Dimming Range:

10 VDC = 100% light output
0 VDC = <5% light output

Occupancy Sensor:

Mounting Height: Up to 40ft
Ingress Protection: IP66

Electrical Specifications:

Operating Voltage:

100-277 VAC
120-250 VDC

Total system power consumption:

See table

Operating Temp:

-40°F to +149°F (-40°C to +65°C)

Harmonics:

IEC 61000-3-2

Noise requirement /EMC:

FCC Title 47, Subpart B, Section 15, class A device. RF Immunity; 10V/m, 80MHz-1GHz

Transient protection:

Protection devices capable of handling up to 10kv. Tested for 10kv/2 ohm combination wave, as per IEEE C62.41, line-line and line ground

THD:

<20%

Power Factor:

>0.9

Fusing:

Internal

Construction:

Housing:

Copper free aluminum

Finish:

Superior dual coat finish
Sealed polyester topcoat
Chemical-resistant epoxy primer

Lens:

See table

Photometric Information:

CRI:

80


CCT:

5000K (cool white)
4000K (neutral white)

All values typical unless otherwise stated (tolerance +/- 10%)

Vigilant® LED High Bay - UL / CSA

Corded & Integrated Wiring Box - 100-277 VAC



Project Information				Specifications			
Part Number:							
Project:							
Fixture Type:			Date:				

Ordering Information

	-	U	-		-		-	2	-		-		-		-	N	-	G	-	N				
Product Code		Cert.		Lens Material		Beam Dist.		CCT & CRI		Oper. Voltage		Lumen Type		Controls		Mounting Options		Power Cable		Elect. Access.		Coatings		No Option

Product Code HC High Bay Integrated Pendant Wiring Box HE High Bay 3/4" NPT	Beam Distribution E Oval M Medium N Narrow W Wide	Lumen Type A 11,250 Lumens B 14,250 Lumens C 19,250 Lumens E 26,250 Lumens	Power Cable N No Cord (HC only) W 10' [3 meter] Power Cable
Certification U UL 1598/A, CSA	CCT & CRI C Cool White 5000K - 80 CRI N Neutral White 4000K - 80 CRI	Controls D Dimming (0-10V) N No Dimming M Occupancy Sensor (HC only)	Electrical Accessories N No Plug
Lens Material 2 Acrylic - Clear (dry location only) 4 Polycarbonate - Clear 7 Tempered Glass L Polycarbonate Dome - Diffused R Power Wash Glass, Clear	Operating Voltage 2 100-277 VAC / 120-250 VDC	Mounting Options H Hook N Pendant 3/4" NPT P Pendant 3/4" NPT with Safety Retention Tabs R Safety Retention Tabs with Hook	Coatings G Gray (RAL 7040)
			Option N No Option

Notes
1) Lumen type based on using a glass lens. See tables for lumens when changing lenses.
2) When ordering occupancy sensor, use prefix HC.

DISCLAIMER. All product information provided is, to the best of Dialight's knowledge, accurate as of the date of publication. When ordering, refer to www.dialight.com for current versions of: (a) relevant product documentation (including the relevant product data sheets); (b) Dialight terms and conditions of sale; and, (c) the relevant product warranty. To the extent that any contract is deemed formed between Dialight and the purchaser of Dialight products and/or an end-user, versions of documents available at www.dialight.com as at the date of sale shall be the versions incorporated therein. In the event of any discrepancy between this document or information provided at www.dialight.com, the latter shall prevail.

Ordering Information

Vigilant® LED High Bay - Corded Model



Corded Model - 3/4" Conduit - 100-277 VAC

Part Number	Lumens	Wattage	lm/W	CCT	Lens	Beam Distribution	Controls Option	Hardware Options	Wiring
HEU-7MC2-ENNW-NGN	26,250	186	141	CW	Tempered Glass	Medium	No controls	Pendant 3/4" NPT	10' Power Cable
HEU-7MC2-ENPW-NGN	26,250	186	141	CW	Tempered Glass	Medium	No controls	Pendant 3/4" NPT with Safety Tabs	10' Power Cable
HEU-7WC2-ENNW-NGN	26,250	186	141	CW	Tempered Glass	Wide	No controls	Pendant 3/4" NPT	10' Power Cable
HEU-RMC2-ENNW-NGN	26,250	186	141	CW	Power Wash Glass - Clear	Medium	No controls	Pendant 3/4" NPT	10' Power Cable
HEU-7WC2-ENPW-NGN	26,250	186	141	CW	Tempered Glass	Wide	No controls	Pendant 3/4" NPT with Safety Tabs	10' Power Cable
HEU-7MN2-ENNW-NGN	25,250	186	136	NW	Tempered Glass	Medium	No controls	Pendant 3/4" NPT	10' Power Cable
HEU-4MC2-ENNW-NGN	25,250	186	136	CW	Polycarbonate - Clear	Medium	No controls	Pendant 3/4" NPT	10' Power Cable
HEU-2MC2-ENNW-NGN	25,250	186	136	CW	Acrylic - Clear	Medium	No controls	Pendant 3/4" NPT	10' Power Cable
HEU-LMC2-ENPW-NGN	24,500	186	132	CW	Polycarbonate Dome - Diffused	Medium	No controls	Pendant 3/4" NPT with Safety Tabs	10' Power Cable
HEU-LMC2-ENNW-NGN	24,500	186	132	CW	Polycarbonate Dome - Diffused	Medium	No controls	Pendant 3/4" NPT	10' Power Cable
HEU-7MC2-CNNW-NGN	19,500	129	151	CW	Tempered Glass	Medium	No controls	Pendant 3/4" NPT	10' Power Cable
HEU-7WC2-CNNW-NGN	19,500	129	151	CW	Tempered Glass	Wide	No controls	Pendant 3/4" NPT	10' Power Cable
HEU-7MC2-CNPW-NGN	19,500	129	151	CW	Tempered Glass	Medium	No controls	Pendant 3/4" NPT with Safety Tabs	10' Power Cable
HEU-7WC2-CNVW-NGN	19,500	129	151	CW	Tempered Glass	Wide	No controls	Safety Bracket w/ SS 316 Forward Throw Bracket	10' Power Cable
HEU-4MC2-CNNW-NGN	18,750	129	145	CW	Polycarbonate - Clear	Medium	No controls	Pendant 3/4" NPT	10' Power Cable
HEU-7MN2-CNNW-NGN	18,750	129	145	NW	Tempered Glass	Medium	No controls	Pendant 3/4" NPT	10' Power Cable
HEU-LMC2-CNNW-NGN	18,000	129	140	CW	Polycarbonate Dome - Diffused	Medium	No controls	Pendant 3/4" NPT	10' Power Cable
HEU-7MC2-BNNW-NGN	14,250	102	140	CW	Tempered Glass	Medium	No controls	Pendant 3/4" NPT	10' Power Cable
HEU-7WC2-BNNW-NGN	14,250	102	140	CW	Tempered Glass	Wide	No controls	Pendant 3/4" NPT	10' Power Cable
HEU-7MN2-BNNW-NGN	13,750	102	135	NW	Tempered Glass	Medium	No controls	Pendant 3/4" NPT	10' Power Cable
HEU-4MC2-BNNW-NGN	13,750	102	135	CW	Polycarbonate - Clear	Medium	No controls	Pendant 3/4" NPT	10' Power Cable
HEU-LMC2-BNPW-NGN	13,250	102	130	CW	Polycarbonate Dome - Diffused	Medium	No controls	Pendant 3/4" NPT with Safety Tabs	10' Power Cable
HEU-LMC2-BNNW-NGN	13,250	102	130	CW	Polycarbonate Dome - Diffused	Medium	No controls	Pendant 3/4" NPT	10' Power Cable
HEU-7MC2-ANNW-NGN	11,250	80	141	CW	Tempered Glass	Medium	No controls	Pendant 3/4" NPT	10' Power Cable
HEU-7WC2-ANNW-NGN	11,250	80	141	CW	Tempered Glass	Wide	No controls	Pendant 3/4" NPT	10' Power Cable
HEU-LMC2-ANNW-NGN	10,250	80	128	CW	Polycarbonate Dome - Diffused	Medium	No controls	Pendant 3/4" NPT	10' Power Cable
HEU-4MC2-ANNW-NGN	10,750	80	134	CW	Polycarbonate - Clear	Medium	No controls	Pendant 3/4" NPT	10' Power Cable
HEU-2MC2-ANNW-NGN	10,750	80	134	CW	Acrylic - Clear	Medium	No controls	Pendant 3/4" NPT	10' Power Cable
HEU-LWC2-ANNW-NGN	10,250	80	128	CW	Polycarbonate Dome - Diffused	Wide	No controls	Pendant 3/4" NPT	10' Power Cable

All values typical unless otherwise stated (tolerance +/- 10%).

0-10V dimming option available for products in the above table. Replace the ninth character **N** with **D**. Ex: HEU-7MC2-~~EN~~NW-NGN becomes HEU-7MC2-**ED**NW-NGN.

Acrylic lens is dry location only.

DISCLAIMER. All product information provided is, to the best of Dialight's knowledge, accurate as of the date of publication. When ordering, refer to www.dialight.com for current versions of: (a) relevant product documentation (including the relevant product data sheets); (b) Dialight terms and conditions of sale; and, (c) the relevant product warranty. To the extent that any contract is deemed formed between Dialight and the purchaser of Dialight products and/or an end-user, versions of documents available at www.dialight.com as at the date of sale shall be the versions incorporated therein. In the event of any discrepancy between this document or information provided at www.dialight.com, the latter shall prevail.

Ordering Information

Vigilant® LED High Bay - Integrated Wiring Box Model



Integrated Wiring Box Model - 100-277 VAC									
Part Number	Lumens	Wattage	lm/W	CCT	Lens	Beam Distribution	Controls Option	Hardware Options	Wiring
HCU-7MC2-EDNN-NGN	26,250	186	141	CW	Tempered Glass	Medium	Dimming	Pendant 3/4" NPT	Junction box
HCU-7MC2-EMNN-NGN	26,250	186	141	CW	Tempered Glass	Medium	Occupancy Sensor	Pendant 3/4" NPT	Junction box
HCU-LMC2-EMNN-NGN	24,500	186	132	CW	Polycarbonate Dome - Diffused	Medium	Occupancy Sensor	Pendant 3/4" NPT	Junction box
HCU-LMC2-EDNN-NGN	24,500	186	132	CW	Polycarbonate Dome - Diffused	Medium	Dimming	Pendant 3/4" NPT	Junction box
HCU-7MC2-CMNW-NGN	19,500	129	151	CW	Tempered Glass	Medium	Occupancy Sensor	Pendant 3/4" NPT	Junction box with 10' Power Cable
HCU-7MC2-CDNN-NGN	19,500	129	151	CW	Tempered Glass	Medium	Dimming	Pendant 3/4" NPT	Junction box
HCU-7MC2-CMNN-NGN	19,500	129	151	CW	Tempered Glass	Medium	Occupancy Sensor	Pendant 3/4" NPT	Junction box
HCU-4WC2-CMPW-NGN	18,750	129	145	CW	Polycarbonate - Clear	Wide	Occupancy Sensor	Pendant 3/4" NPT with Safety Tabs	Junction box with 10' Power Cable
HCU-LMC2-CDNN-NGN	18,000	129	140	CW	Polycarbonate Dome - Diffused	Medium	Dimming	Pendant 3/4" NPT	Junction box
HCU-LMC2-CMNN-NGN	18,000	129	140	CW	Polycarbonate Dome - Diffused	Medium	Occupancy Sensor	Pendant 3/4" NPT	Junction box
HCU-7EC2-BMNW-NGN	14,250	102	140	CW	Tempered Glass	Oval	Occupancy Sensor	Pendant 3/4" NPT	Junction box with 10' Power Cable
HCU-7MC2-BDNN-NGN	14,250	102	140	CW	Tempered Glass	Medium	Dimming	Pendant 3/4" NPT	Junction box
HCU-7MC2-BMNN-NGN	14,250	102	140	CW	Tempered Glass	Medium	Occupancy Sensor	Pendant 3/4" NPT	Junction box
HCU-LMC2-BDNN-NGN	13,250	102	130	CW	Polycarbonate Dome - Diffused	Medium	Dimming	Pendant 3/4" NPT	Junction box
HCU-LMC2-BMNN-NGN	13,250	102	130	CW	Polycarbonate Dome - Diffused	Medium	Occupancy Sensor	Pendant 3/4" NPT	Junction box
HCU-7MC2-ADNN-NGN	11,250	80	141	CW	Tempered Glass	Medium	Dimming	Pendant 3/4" NPT	Junction box
HCU-7MC2-AMNN-NGN	11,250	80	141	CW	Tempered Glass	Medium	Occupancy Sensor	Pendant 3/4" NPT	Junction box
HCU-4MC2-AMPW-NGN	10,750	80	134	CW	Polycarbonate - Clear	Medium	Occupancy Sensor	Pendant 3/4" NPT with Safety Tabs	Junction box with 10' Power Cable
HCU-LMC2-ADNN-NGN	10,250	80	128	CW	Polycarbonate Dome - Diffused	Medium	Dimming	Pendant 3/4" NPT	Junction box
HCU-LMC2-AMNN-NGN	10,250	80	128	CW	Polycarbonate Dome - Diffused	Medium	Occupancy Sensor	Pendant 3/4" NPT	Junction box

All values typical unless otherwise stated (tolerance +/- 10%).

See ordering chart for additional options.

DISCLAIMER. All product information provided is, to the best of Dialight's knowledge, accurate as of the date of publication. When ordering, refer to www.dialight.com for current versions of: (a) relevant product documentation (including the relevant product data sheets); (b) Dialight terms and conditions of sale; and, (c) the relevant product warranty. To the extent that any contract is deemed formed between Dialight and the purchaser of Dialight products and/or an end-user, versions of documents available at www.dialight.com as at the date of sale shall be the versions incorporated therein. In the event of any discrepancy between this document or information provided at www.dialight.com, the latter shall prevail.

Vigilant® LED High Bay - UL / CSA

Wiring Box Model & Passive Power Supply Model - 347 and 480 VAC

Wiring Box Model - 347-480 VAC



Mechanical Information:

Fixture weight:

34 lb (15.4 kg)

Shipping weight:

39 lb (17.7 kg)

Mounting:

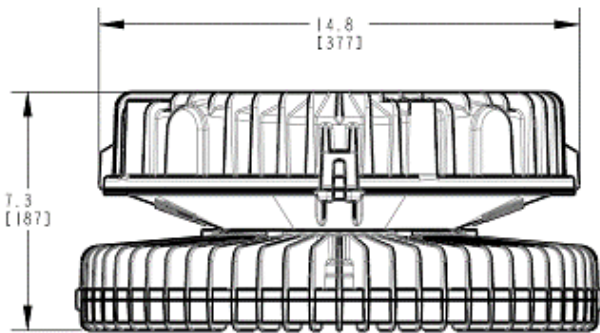
3/4" NPT - top

Various Kits

Secondary retention option available

Wiring Box Cable Entries:

(5x) 3/4" NPT



Passive Power Supply Model - 347 or 480 VAC



Mechanical Information:

Fixture weight:

40 lb (18.1 kg)

Shipping weight:

45 lb (20.4 kg)

Mounting:

3/4" NPT - top

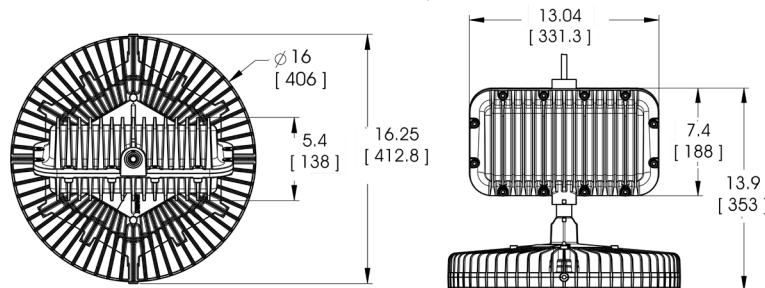
Various Kits

Secondary retention option available

Power cord:

10' 18 AWG STOOW

Patent pending



Dimensions in inches [mm]

Certifications & Ratings:

UL 1598/A

UL 8750

IP66

UL844 CID2 models available (consult factory)

10 year warranty

CSA C22.2 No. 250.0-08

NEMA 4X

L70 rated for >150,000 hours

Variable Dimming:

Variable Dimming Control: 0-10 VDC

Occupancy Sensor:

Mounting Height: Up to 40ft

Ingress Protection: IP66

Electrical Specifications:

Operating Voltage:

347-480 VAC

347 or 480 VAC (Passive only)

Total system power consumption:

See table

Operating Temp:

-40°F to +149°F (-40°C to +65°C)

Harmonics:

IEC 61000-3-2

Noise requirement /EMC:

FCC Title 47, Subpart B, Section 15, class A device. RF Immunity; 10V/m, 80MHz-1GHz

Transient protection:

Protection devices capable of handling up to 10kv. Tested for 10kv/2 ohm combination wave, as per IEEE C62.41, line-line and line ground

THD:

<20%

Power Factor:

>0.9

Fusing:

Internal

Construction:

Housing:

Copper free aluminum

Finish:

Superior dual coat finish

Sealed polyester topcoat

Chemical-resistant epoxy primer

Lens:

See table

Photometric Information:

CRI:

80

CCT:

5000K (cool white)


4000K (neutral white)

All values typical unless otherwise stated (tolerance +/- 10%)

WARNING - INSTALLATION & SECONDARY RETENTION. Use of any Dialight products without proper installation (including secondary retention / netting) and periodic inspections could cause severe injury or death. Dialight recommends that all installations should use secondary retention / netting (appropriate to the installation environment) where applicable. It is the exclusive responsibility of the contractor, installer and/or end-user to: (a) determine the suitability of the product for its intended application; and, (b) ensure that the product is safely installed (with secondary retention / netting where appropriate) and in compliance with all applicable laws and regulations. To the extent permissible under applicable laws, Dialight disclaims all liability for personal injury and/or other damage resulting from any dislodgment or other dislocation of its products.

Vigilant® LED High Bay - UL / CSA

Wiring Box & Passive Power Supply Model - 347 and 480 VAC



Project Information			Specifications	
Part Number:				
Project:				
Fixture Type:		Date:		

Ordering Information

HE	-	U	-		-		-		-	N	-		-	W	-	N	-	G	-	N				
Product Code		Cert.		Lens Material		Beam Dist.		CCT & CRI		Oper. Voltage		Lumen Type		Controls		Mounting Options		Power Cable		Elect. Access.		Coatings		No Option

Product Code

HE High Bay Wiring Box

Beam Distribution

E Oval (Voltage option **A** only)
M Medium
N Narrow (Voltage option **A** only)
W Wide (Voltage option **A** only)

Lumen Type

A 11,250 Lumens
B 14,250 Lumens
C 18,000 Lumens
E 27,000 Lumens

Power Cable

W 10' (3 meter) Power Cable

Certification

U UL 1598/A, CSA

CCT & CRI

C Cool White 5000K - 80 CRI
N Neutral White 4000K - 80 CRI

Controls

N No Option

Electrical Accessories

N No Plug

Lens Material

2 Acrylic - Clear (Voltage **A** only)
4 Polycarbonate - Clear
7 Tempered Glass
L Polycarbonate Dome - Diffused
R Power Wash Tempered Glass

Operating Voltage

A 347-480 VAC Step Down Transformer
P 480 VAC Passive
Q 347 VAC Passive

Mounting Options

H Hook
N Pendant 3/4" NPT
P Pendant 3/4" NPT with Safety Retention Tabs
R Safety Retention Tabs with Hook

Coatings

G Gray (RAL 7040)

Option

N No Option

Notes

- 1) Lumen type based on using a glass lens. See tables for lumens when changing lenses.
- 2) When ordering Operating Voltage **A**, Mounting Option = (**N**) Pendant 3/4" NPT.
- 3) Passive voltage options **P, Q** must be (**M**) Medium beam distribution.
- 4) Occupancy sensor models available for (**A**) Step Down Transformer, consult factory.

DISCLAIMER. All product information provided is, to the best of Dialight's knowledge, accurate as of the date of publication. When ordering, refer to www.dialight.com for current versions of: (a) relevant product documentation (including the relevant product data sheets); (b) Dialight terms and conditions of sale; and, (c) the relevant product warranty. To the extent that any contract is deemed formed between Dialight and the purchaser of Dialight products and/or an end-user, versions of documents available at www.dialight.com as at the date of sale shall be the versions incorporated therein. In the event of any discrepancy between this document or information provided at www.dialight.com, the latter shall prevail.

Ordering Information

Vigilant® LED High Bay - Wiring Box Model - 347-480 VAC



Wiring Box Model - 347-480 VAC

Part Number	Lumens	Wattage	lm/W	CCT	Lens	Beam Distribution	Controls Option	Hardware Options	Wiring
HEU-7MCA-ENNW-NGN	27,000	206	131	CW	Tempered Glass	Medium	No controls	Pendant 3/4" NPT	10' Power Cable

All values typical unless otherwise stated (tolerance +/- 10%).

See ordering chart for additional options.

Ordering Information

Vigilant® LED High Bay - Passive Power Supply Model - 480 VAC



Passive Power Supply Model - 480 VAC

Part Number	Lumens	Wattage	lm/W	CCT	Lens	Beam Distribution	Controls Option	Hardware Options	Wiring
HEU-7MCP-ENNW-NGN	27,000	206	131	CW	Tempered Glass	Medium	No controls	Pendant 3/4" NPT	10' Power Cable
HEU-7MCP-CNNW-NGN	18,000	129	140	CW	Tempered Glass	Medium	No controls	Pendant 3/4" NPT	10' Power Cable
HEU-7MCP-BNNW-NGN	14,250	116	123	CW	Tempered Glass	Medium	No controls	Pendant 3/4" NPT	10' Power Cable
HEU-7MCP-ANNW-NGN	11,250	73	154	CW	Tempered Glass	Medium	No controls	Pendant 3/4" NPT	10' Power Cable

All values typical unless otherwise stated (tolerance +/- 10%).

347 VAC models also available, consult factory.

See ordering chart for additional options.

DISCLAIMER. All product information provided is, to the best of Dialight's knowledge, accurate as of the date of publication. When ordering, refer to www.dialight.com for current versions of: (a) relevant product documentation (including the relevant product data sheets); (b) Dialight terms and conditions of sale; and, (c) the relevant product warranty. To the extent that any contract is deemed formed between Dialight and the purchaser of Dialight products and/or an end-user, versions of documents available at www.dialight.com as at the date of sale shall be the versions incorporated therein. In the event of any discrepancy between this document or information provided at www.dialight.com, the latter shall prevail.

Vigilant® LED Low Bay - UL / CSA

Corded Model & Integrated Wiring Box Model - 100-277 VAC

Corded Model



Mechanical Information:

Fixture weight:

18 lb (8.2 kg)

Shipping weight:

24 lb (10.9 kg)

Mounting:

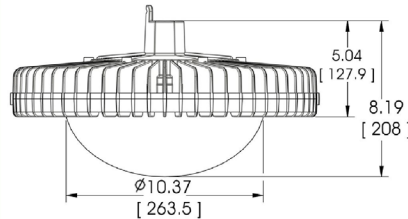
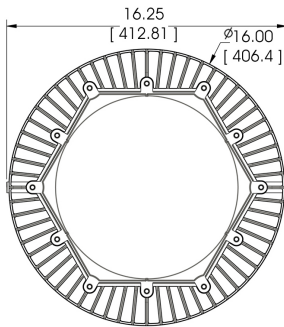
3/4" NPT - top

Various Kits

Secondary retention option available

Power Cord:

10' 18 AWG ST00W



Integrated Wiring Box Model



Mechanical Information:

Fixture weight:

20 lb (9.1 kg)

Shipping weight:

26 lb (11.8 kg)

Mounting:

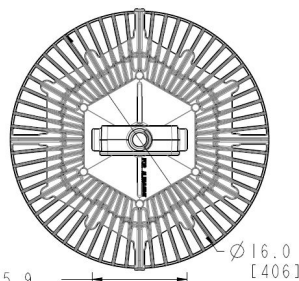
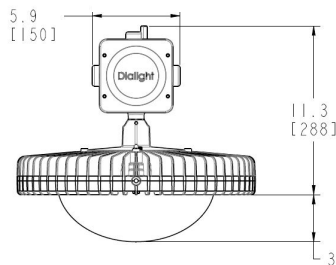
3/4" NPT or Hook

Various Kits

Secondary retention option available

Wiring Box Cable Entries:

(3x) 3/4" NPT



Dimensions in inches [mm]

Certifications & Ratings:

UL 1598/A

UL 8750

IP66/67 (100-277 Models)

10 year warranty

CSA C22.2 No. 250.0-08

NEMA 4X

L70 rated for >150,000 hours

Variable Dimming:

Variable Dimming Control: 0-10 VDC

Dimming Range:

10 VDC = 100% light output

0 VDC = <5% light output

Occupancy Sensor:

Mounting Height:

Up to 40ft

Ingress Protection:

IP66

Electrical Specifications:

Operating Voltage:

100-277 VAC (120-250 VDC)

Total system power consumption:

See table

Operating Temp:

-40°F to +149°F (-40°C to +65°C)

Harmonics:

IEC 61000-3-2

Noise requirement /EMC:

FCC Title 47, Subpart B, Section 15, class A device. RF Immunity; 10V/m, 80MHz-1GHz

Transient protection:

Protection devices capable of handling up to 10kv. Tested for 10kv/2 ohm combination wave, as per IEEE C62.41, line-line and line ground

THD:

6K-18k lm models: <20%

4k lm models: <30%

Power Factor:

>0.9

Fusing:

Internal

Construction:

Housing:

Copper free aluminum

Finish:

Superior dual coat finish

Sealed polyester topcoat

Chemical-resistant epoxy primer

Lens:

See table

Photometric Information:

CRI:

80

CCT:

5000K (cool white)

4000K (neutral white)

All values typical unless otherwise stated (tolerance +/- 10%)

WARNING - INSTALLATION & SECONDARY RETENTION. Use of any Dialight products without proper installation (including secondary retention / netting) and periodic inspections could cause severe injury or death. Dialight recommends that all installations should use secondary retention / netting (appropriate to the installation environment) where applicable. It is the exclusive responsibility of the contractor, installer and/or end-user to: (a) determine the suitability of the product for its intended application; and, (b) ensure that the product is safely installed (with secondary retention / netting where appropriate) and in compliance with all applicable laws and regulations. To the extent permissible under applicable laws, Dialight disclaims all liability for personal injury and/or other damage resulting from any dislodgment or other dislocation of its products.

Vigilant® LED Low Bay - UL / CSA

Corded & Integrated Wiring Box - 100-277 VAC



Project Information			Specifications	
Part Number:				
Project:				
Fixture Type:		Date:		

Ordering Information

<div></div>	-	<div>U</div>	-	<div></div>	-	<div>U</div>	-	<div></div>	-	<div>2</div>	-	<div></div>	-	<div></div>	-	<div></div>	-	<div>N</div>	-	<div>G</div>	-	<div>N</div>		
Product Code		Cert.		Lens Material		Beam Dist.		CCT & CRI		Oper. Voltage		Lumen Type		Controls		Mounting Options		Power Cable		Elect. Access.		Coatings		No Option

Product Code

LC	Low Bay Integrated Wiring Box
LE	Low Bay

Certification

U	UL 1598/A
---	-----------

Lens Material

2	Acrylic - Clear (dry location only)
3	Acrylic - Diffused (dry location only)
4	Polycarbonate - Clear
5	Polycarbonate - Diffused
L	Polycarbonate Dome - Diffused

Beam Distribution

U	Ultra Wide
---	------------

CCT & CRI

C	Cool White 5000K - 80 CRI
N	Neutral White 4000K - 80 CRI

Operating Voltage

2	100-277 VAC / 120-250 VDC
---	---------------------------

Lumen Type

4	4,000 Lumens
6	6,000 Lumens
9	9,000 Lumens
B	14,000 Lumens
C	18,000 Lumens

Controls

D	Dimming (0-10V)
M	Occupancy Sensor (LC only)
N	No Option

Mounting Options

H	Hook
N	Pendant 3/4" NPT
P	Pendant 3/4" NPT with Safety Retention Tabs
R	Safety Retention Tabs with Hook

Power Cable

N	No Cord (LC only)
W	10' [3 meter] Power Cable

Electrical Accessories

N	No Plug
---	---------

Coatings

G	Gray (RAL 7040)
---	-----------------

Option

N	No Option
---	-----------

Notes

- 1) Lumen type based on using a polycarbonate dome lens. See tables for lumens when changing lenses.
- 2) Acrylic lens dry location only.
- 3) When ordering occupancy sensor, use prefix LC.

DISCLAIMER. All product information provided is, to the best of Dialight's knowledge, accurate as of the date of publication. When ordering, refer to www.dialight.com for current versions of: (a) relevant product documentation (including the relevant product data sheets); (b) Dialight terms and conditions of sale; and, (c) the relevant product warranty. To the extent that any contract is deemed formed between Dialight and the purchaser of Dialight products and/or an end-user, versions of documents available at www.dialight.com as at the date of sale shall be the versions incorporated therein. In the event of any discrepancy between this document or information provided at www.dialight.com, the latter shall prevail.

Ordering Information

Vigilant® LED Low Bay - Corded Model



Corded Model - 3/4" Conduit - 100-277 VAC

Part Number	Lumens	Wattage	lm/W	CCT	Lens	Beam Distribution	Controls Option	Hardware Options	Power Cable
LEU-LUC2-9NNW-NGN	9,000	80	113	CW	Polycarbonate Dome - Diffused	Ultra Wide	No controls	Pendant 3/4" NPT	10' Power Cable
LEU-LUC2-9NPW-NGN	9,000	80	113	CW	Polycarbonate Dome - Diffused	Ultra Wide	No controls	Pendant 3/4" NPT with Safety Tabs	10' Power Cable
LEU-LUN2-9NNW-NGN	8,750	80	109	NW	Polycarbonate Dome - Diffused	Ultra Wide	No controls	Pendant 3/4" NPT	10' Power Cable
LEU-LUC2-6NNW-NGN	6,000	56	107	CW	Polycarbonate Dome - Diffused	Ultra Wide	No controls	Pendant 3/4" NPT	10' Power Cable
LEU-LUN2-6NNW-NGN	5,800	56	104	NW	Polycarbonate Dome - Diffused	Ultra Wide	No controls	Pendant 3/4" NPT	10' Power Cable
LEU-LUC2-4NNW-NGN	4,000	42	95	CW	Polycarbonate Dome - Diffused	Ultra Wide	No controls	Pendant 3/4" NPT	10' Power Cable
LEU-LUN2-4NNW-NGN	3,900	42	93	NW	Polycarbonate Dome - Diffused	Ultra Wide	No controls	Pendant 3/4" NPT	10' Power Cable

All values typical unless otherwise stated (tolerance +/- 10%).

0-10V dimming option available for products in the above table. Replace the ninth character **N** with **D**. Ex: LEU-LUC2-9**N**NW-NGN becomes LEU-LUC2-9**D**NW-NGN. See ordering chart for additional options.

Ordering Information

Vigilant® LED Low Bay - Integrated Wiring Box Model



Integrated Wiring Box Model - 100-277 VAC

Part Number	Lumens	Wattage	lm/W	CCT	Lens	Beam Distribution	Controls Option	Hardware Options	Power Cable
LCU-LUC2-9DNW-NGN	9,000	80	113	CW	Polycarbonate Dome - Diffused	Ultra Wide	Dimming	Pendant 3/4" NPT	10' Power Cable
LCU-LUC2-6MNW-NGN	6,000	56	107	CW	Polycarbonate Dome - Diffused	Ultra Wide	Occupancy Sensor	Pendant 3/4" NPT	10' Power Cable
LCU-LUC2-4MNW-NGN	4,000	42	95	CW	Polycarbonate Dome - Diffused	Ultra Wide	Occupancy Sensor	Pendant 3/4" NPT	10' Power Cable

All values typical unless otherwise stated (tolerance +/- 10%).

See ordering chart for additional options.

DISCLAIMER. All product information provided is, to the best of Dialight's knowledge, accurate as of the date of publication. When ordering, refer to www.dialight.com for current versions of: (a) relevant product documentation (including the relevant product data sheets); (b) Dialight terms and conditions of sale; and, (c) the relevant product warranty. To the extent that any contract is deemed formed between Dialight and the purchaser of Dialight products and/or an end-user, versions of documents available at www.dialight.com as at the date of sale shall be the versions incorporated therein. In the event of any discrepancy between this document or information provided at www.dialight.com, the latter shall prevail.

Vigilant® LED Low Bay - UL / CSA

Wiring Box Model - 347-480 VAC



Mechanical Information:

Fixture weight:

34 lb (15.4 kg)

Shipping weight:

39 lb (17.7 kg)

Mounting:

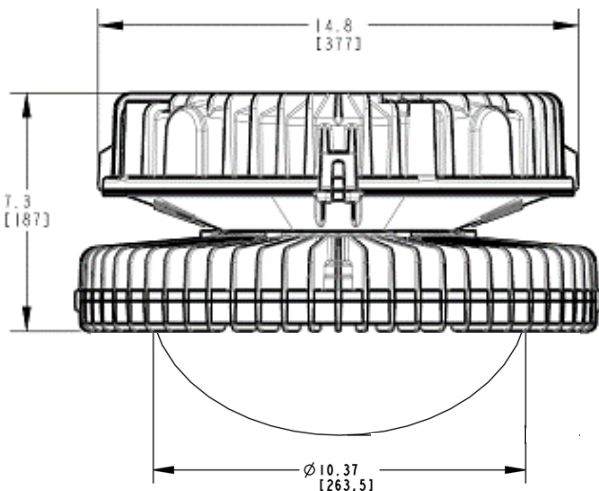
3/4" NPT - top

Various Kits

Secondary retention option available

Wiring Box Cable Entries:

(5x) 3/4" NPT



Dimensions in inches [mm]

Certifications & Ratings:

UL 1598/A (wet locations)

CSA C22.2 No. 250.0-08

UL 8750

NEMA 4X

IP66

L70 rated for >150,000 hours

10 year warranty

Variable Dimming:

Variable Dimming Control: 0-10 VDC

Dimming Range:

10 VDC = 100% light output

0 VDC = <5% light output

Occupancy Sensor:

Mounting Height:

Up to 40ft

Ingress Protection:

IP66

Electrical Specifications:

Operating Voltage:

347-480 VAC (Top Hat Models)

Total system power consumption:

See table

Operating Temp:

-40°F to +149°F (-40°C to +65°C)

Harmonics:

IEC 61000-3-2

Noise requirement / EMC:

FCC Title 47, Subpart B, Section 15, class A device. RF Immunity; 10V/m, 80MHz-1GHz

Transient protection:

Protection devices capable of handling up to 10kv. Tested for 10kv/2 ohm combination wave, as per IEEE C62.41, line-line and line ground

THD:

6K-18k lm models: <20%
4k lm models: <30%

Power Factor:

>0.9

Fusing:

Internal

Construction:

Housing:

Copper free aluminum

Finish:

Superior dual coat finish

Sealed polyester topcoat

Chemical-resistant epoxy primer

Lens:

See table

Photometric Information:

CRI:

80

CCT:

5000K (cool white)

4000K (neutral white)

All values typical unless otherwise stated (tolerance +/- 10%)

WARNING - INSTALLATION & SECONDARY RETENTION. Use of any Dialight products without proper installation (including secondary retention / netting) and periodic inspections could cause severe injury or death. Dialight recommends that all installations should use secondary retention / netting (appropriate to the installation environment) where applicable. It is the exclusive responsibility of the contractor, installer and/or end-user to: (a) determine the suitability of the product for its intended application; and, (b) ensure that the product is safely installed (with secondary retention / netting where appropriate) and in compliance with all applicable laws and regulations. To the extent permissible under applicable laws, Dialight disclaims all liability for personal injury and/or other damage resulting from any dislodgment or other dislocation of its products.

Vigilant® LED Low Bay - UL / CSA

Wiring Box



Project Information			Specifications	
Part Number:				
Project:				
Fixture Type:		Date:		

Ordering Information

LE	-	U	-	L	-	U	-		-	A	-		-		-		-	W	-	N	-	G	-	N
Product Code		Cert.		Lens Material		Beam Dist.		CCT & CRI		Oper. Voltage		Lumen Type		Controls		Mounting Options		Power Cable		Elect. Access.		Coatings		No Option

Product Code

LE Low Bay Wiring Box

Beam Distribution

U Ultra Wide

Lumen Type

6 6,000 Lumens

9 9,000 Lumens

Power Cable

W 10' (3 meter) Power Cable

Certification

U UL 1598/A, CSA

CCT & CRI

C Cool White 5000K - 80 CRI

N Neutral White 4000K - 80 CRI

Controls

D Dimming

N No Option

Electrical Accessories

N No Plug

Lens Material

L Polycarbonate Dome - Diffused

Operating Voltage

A 347-480 VAC Step Down Transformer

Mounting Options

H Hook

N Pendant 3/4" NPT

P Pendant 3/4" NPT with Safety Retention Tabs

R Safety Retention Tabs with Hook

Coatings

G Gray (RAL 7040)

Option

N No Option

Notes

1) Lumen type based on using a polycarbonate dome lens and cool white LEDs. See tables for lumens when changing lenses.

Wiring Box Model - 347-480 VAC									
Part Number	Lumens	Wattage	lm/W	CCT	Lens	Beam Distribution	Controls Option	Hardware Options	Power Cable
LEU-LUCA-9NNW-NGN	9,000	109	83	CW	Polycarbonate Dome - Diffused	Ultra Wide	No controls	Pendant 3/4" NPT	10' Power Cable
LEU-LUCA-9DNW-NGN	9,000	109	83	CW	Polycarbonate Dome - Diffused	Ultra Wide	Dimming	Pendant 3/4" NPT	10' Power Cable
LEU-LUCA-6NNW-NGN	6,000	85	71	CW	Polycarbonate Dome - Diffused	Ultra Wide	No controls	Pendant 3/4" NPT	10' Power Cable
LEU-LUCA-6DNW-NGN	6,000	85	71	CW	Polycarbonate Dome - Diffused	Ultra Wide	Dimming	Pendant 3/4" NPT	10' Power Cable
LEU-LUNA-6NNW-NGN	5,800	85	68	NW	Polycarbonate Dome - Diffused	Ultra Wide	No controls	Pendant 3/4" NPT	10' Power Cable

All values typical unless otherwise stated (tolerance +/- 10%).

See ordering chart for additional options.

DISCLAIMER. All product information provided is, to the best of Dialight's knowledge, accurate as of the date of publication. When ordering, refer to www.dialight.com for current versions of: (a) relevant product documentation (including the relevant product data sheets); (b) Dialight terms and conditions of sale; and, (c) the relevant product warranty. To the extent that any contract is deemed formed between Dialight and the purchaser of Dialight products and/or an end-user, versions of documents available at www.dialight.com as at the date of sale shall be the versions incorporated therein. In the event of any discrepancy between this document or information provided at www.dialight.com, the latter shall prevail.

Vigilant® LED High Bay

Lumen Tables

Vigilant High Bay 100-277 VAC, 120-250 VDC							
Lumen Letter	Wattage	Lens	Material	Diffused	Lumens 5000K CCT	Lumens 4000K CCT	Lumens 2700K CCT
E	186	7	Tempered Glass	No	26,250	25,250	22,250
	186	2	Acrylic	No	25,250	24,500	21,750
	186	4	Polycarbonate	No	25,250	24,500	21,750
	186	3	Acrylic	Yes	24,750	24,000	20,500
	186	5	Polycarbonate	Yes	24,750	24,000	20,500
	186	L	Polycarbonate Dome	Yes	24,500	23,750	20,250
	186	8	Tempered Glass	Yes	23,250	22,500	19,125
C	129	7	Tempered Glass	No	19,500	18,750	15,750
	129	2	Acrylic	No	18,750	18,000	15,250
	129	4	Polycarbonate	No	18,750	18,000	15,250
	129	3	Acrylic	Yes	18,250	17,500	14,750
	129	5	Polycarbonate	Yes	18,250	17,500	14,750
	129	L	Polycarbonate Dome	Yes	18,000	17,500	14,750
	129	8	Tempered Glass	Yes	17,000	16,500	14,000
B	102	7	Tempered Glass	No	14,250	13,750	11,750
	102	2	Acrylic	No	13,750	13,250	11,000
	102	4	Polycarbonate	No	13,750	13,250	11,000
	102	3	Acrylic	Yes	13,500	13,000	11,000
	102	5	Polycarbonate	Yes	13,500	13,000	11,000
	102	L	Polycarbonate Dome	Yes	13,250	12,750	10,750
	102	8	Tempered Glass	Yes	12,500	12,250	10,500
A	80	7	Tempered Glass	No	11,250	11,000	9,500
	80	2	Acrylic	No	10,750	10,500	9,000
	80	4	Polycarbonate	No	10,750	10,500	9,000
	80	3	Acrylic	Yes	10,500	10,250	8,750
	80	5	Polycarbonate	Yes	10,500	10,250	8,750
	80	L	Polycarbonate Dome	Yes	10,250	9,950	8,500
	80	8	Tempered Glass	Yes	9,750	9,500	8,000

Notes

1) For models using transformers, add 12W for 480V & 29W for 347V

DISCLAIMER. All product information provided is, to the best of Dialight's knowledge, accurate as of the date of publication. When ordering, refer to www.dialight.com for current versions of: (a) relevant product documentation (including the relevant product data sheets); (b) Dialight terms and conditions of sale; and, (c) the relevant product warranty. To the extent that any contract is deemed formed between Dialight and the purchaser of Dialight products and/or an end-user, versions of documents available at www.dialight.com as at the date of sale shall be the versions incorporated therein. In the event of any discrepancy between this document or information provided at www.dialight.com, the latter shall prevail.

Vigilant® LED High Bay

Lumen Tables

High Bay 480V Passive Model							
Lumen Letter	480V Wattage	Lens Character	Material	Diffused	Lumens 5000K CCT	Lumens 4000K CCT	Lumens 2700K CCT
E	206	7	Tempered Glass	No	27,000	26,250	23,000
	206	4	Polycarbonate	No	26,000	25,250	21,500
	206	5	Polycarbonate	Yes	25,250	24,500	20,750
	206	L	Polycarbonate Dome	Yes	25,000	24,250	20,500
	206	8	Tempered Glass	Yes	23,750	23000	19,500
C	129	7	Tempered Glass	No	18,000	17,500	14,750
	129	4	Polycarbonate	No	17,250	16750	14,250
	129	5	Polycarbonate	Yes	17,000	16,500	14,000
	129	L	Polycarbonate Dome	Yes	16,750	16,250	13,750
	129	8	Tempered Glass	Yes	15,750	15,250	13,000
B	116	7	Tempered Glass	No	14,250	13,750	11,750
	116	4	Polycarbonate	No	13,750	13,250	11,000
	116	5	Polycarbonate	Yes	13,500	13,000	11,000
	116	L	Polycarbonate Dome	Yes	13,250	12,750	10,750
	116	8	Tempered Glass	Yes	12,500	12,250	10,500
A	73	7	Tempered Glass	No	11,250	11,000	9,500
	73	4	Polycarbonate	No	10,750	10,500	9,000
	73	5	Polycarbonate	Yes	10,500	10,250	8,750
	73	L	Polycarbonate Dome	Yes	10,250	9,950	8,500
	73	8	Tempered Glass	Yes	9,750	9,500	8,000

Notes

1) For models using transformers, add 12W for 480V & 29W for 347V

DISCLAIMER. All product information provided is, to the best of Dialight's knowledge, accurate as of the date of publication. When ordering, refer to www.dialight.com for current versions of: (a) relevant product documentation (including the relevant product data sheets); (b) Dialight terms and conditions of sale; and, (c) the relevant product warranty. To the extent that any contract is deemed formed between Dialight and the purchaser of Dialight products and/or an end-user, versions of documents available at www.dialight.com as at the date of sale shall be the versions incorporated therein. In the event of any discrepancy between this document or information provided at www.dialight.com, the latter shall prevail.

Vigilant® LED High Bay

Lumen Tables

High Bay 347V Passive Model							
Lumen Letter	347V Wattage	Lens Character	Material	Diffused	Lumens 5000K CCT	Lumens 4000K CCT	Lumens 2700K CCT
E	206	7	Tempered Glass	No	27,000	26,250	23,000
	206	4	Polycarbonate	No	26,000	25,250	21,500
	206	5	Polycarbonate	Yes	25,250	24,500	20,750
	206	L	Polycarbonate Dome	Yes	25,000	24,250	20,500
	206	8	Tempered Glass	Yes	23,750	23,000	19,500
C	136	7	Tempered Glass	No	18,000	17,500	14,750
	136	4	Polycarbonate	No	17,250	16,750	14,250
	136	5	Polycarbonate	Yes	17,000	16,500	14,000
	136	L	Polycarbonate Dome	Yes	16,750	16,250	13,750
	136	8	Tempered Glass	Yes	15,750	15,250	13,000
B	100	7	Tempered Glass	No	14,250	13,750	11,750
	100	4	Polycarbonate	No	13,750	13,250	11,000
	100	5	Polycarbonate	Yes	13,500	13,000	11,000
	100	L	Polycarbonate Dome	Yes	13,250	12,750	10,750
	100	8	Tempered Glass	Yes	12,500	12,250	10,500
A	81	7	Tempered Glass	No	11,250	11,000	9,500
	81	4	Polycarbonate	No	10,750	10,500	9,000
	81	5	Polycarbonate	Yes	10,500	10,250	8,750
	81	L	Polycarbonate Dome	Yes	10,250	9,950	8,500
	81	8	Tempered Glass	Yes	9,750	9,500	8,000

Notes

- 1) For models using transformers, add 12W for 480V & 29W for 347V

DISCLAIMER. All product information provided is, to the best of Dialight's knowledge, accurate as of the date of publication. When ordering, refer to www.dialight.com for current versions of: (a) relevant product documentation (including the relevant product data sheets); (b) Dialight terms and conditions of sale; and, (c) the relevant product warranty. To the extent that any contract is deemed formed between Dialight and the purchaser of Dialight products and/or an end-user, versions of documents available at www.dialight.com as at the date of sale shall be the versions incorporated therein. In the event of any discrepancy between this document or information provided at www.dialight.com, the latter shall prevail.

Vigilant® LED Low Bay

Lumen Tables

Vigilant Low Bay 100-277 VAC, 120-250 VDC							
Lumen Letter	Wattage	Lens	Material	Diffused	Lumens 5000K CCT	Lumens 4000K CCT	Lumens 2700K CCT
C	154	L	Polycarbonate Dome	Yes	18,000	17,500	15,250
	154	4	Polycarbonate	No	17,750	17,250	15,000
	154	2	Acrylic	No	17,500	17,000	14,750
	154	5	Polycarbonate	Yes	17,000	16,500	14,500
	154	3	Acrylic	Yes	16,500	16,000	14,000
B	114	L	Polycarbonate Dome	Yes	14,000	13,500	12,000
	114	4	Polycarbonate	No	13,750	13,250	11,750
	114	2	Acrylic	No	13,500	13,000	11,500
	114	5	Polycarbonate	Yes	13,250	12,750	11,250
	114	3	Acrylic	Yes	13,000	12,500	11,000
9	80	L	Polycarbonate Dome	Yes	9,000	8,750	7,750
	80	4	Polycarbonate	No	8,800	8,500	7,500
	80	2	Acrylic	No	8,600	8,400	7,300
	80	5	Polycarbonate	Yes	8,500	8,250	7,200
	80	3	Acrylic	Yes	8,250	8,000	7,000
6	56	L	Polycarbonate Dome	Yes	6,000	5,800	5,100
	56	4	Polycarbonate	No	5,900	5,750	5,000
	56	2	Acrylic	No	5,750	5,600	4,800
	56	5	Polycarbonate	Yes	5,600	5,500	4,750
	56	3	Acrylic	Yes	5,500	5,300	4,600
4	42	L	Polycarbonate Dome	Yes	4,000	3,900	3,400
	42	4	Polycarbonate	No	3,900	3,800	3,300
	42	2	Acrylic	No	3,800	3,700	3,200
	42	5	Polycarbonate	Yes	3,750	3,600	3,150
	42	3	Acrylic	Yes	3,500	3,500	3,000

Notes

1) For models using transformers, add 12W for 480V & 29W for 347V

DISCLAIMER. All product information provided is, to the best of Dialight's knowledge, accurate as of the date of publication. When ordering, refer to www.dialight.com for current versions of: (a) relevant product documentation (including the relevant product data sheets); (b) Dialight terms and conditions of sale; and, (c) the relevant product warranty. To the extent that any contract is deemed formed between Dialight and the purchaser of Dialight products and/or an end-user, versions of documents available at www.dialight.com as at the date of sale shall be the versions incorporated therein. In the event of any discrepancy between this document or information provided at www.dialight.com, the latter shall prevail.

Vigilant® LED High Bay / Low Bay 100-277 VAC

Mounting Accessories



HBXW3-SSL-316
HBXW3-SSL-304

- Stainless steel bracket



HBXCAB48

- 48" long stainless steel safety rope (for use with safety bracket)



HBXDC

- 21° slope dust cover

HBXDC45

- 45° slope dust cover

HBXDC60

- 60° slope dust cover




HBXW3-SSL-304FT

- 304 stainless steel forward throw bracket

HBXW3-SSL-316FT

- 316 stainless steel forward throw bracket



HBXCBOCCFSPG
HBXCBOCCFSPK
(Counter Balance Occ)

- Powder coated steel
- Stainless steel



HBXCG

- Cable gland



HBXW2

- Swivel bracket and cable gland

HBXW3

- Swivel bracket



HBXSB

- Stainless steel (4x)



HBXDUALBRCKT

- Dual bracket



HBXCU

- Ceiling / wall mount




LBXLENP

- Polycarbonate dome lens replacement



HBXFSIRREMOTE

- Remote for occupancy sensor



HBXLENGC

- Tempered glass, clear

HBXLENPC

- Polycarbonate lens, clear

HBXLENAC

- Acrylic lens, clear



HBXREF16

- Acrylic reflector
- Not applicable for use with dome lens

HBXLENPD

- Polycarbonate lens, diffused

HBXLENAD

- Acrylic lens, diffused

HBXLENGD

- Tempered glass, diffused

Notes

- 1) HBXLENGC and HBXLENGD not applicable for Low Bay (Ultra Wide)

DISCLAIMER. All product information provided is, to the best of Dialight's knowledge, accurate as of the date of publication. When ordering, refer to www.dialight.com for current versions of: (a) relevant product documentation (including the relevant product data sheets); (b) Dialight terms and conditions of sale; and, (c) the relevant product warranty. To the extent that any contract is deemed formed between Dialight and the purchaser of Dialight products and/or an end-user, versions of documents available at www.dialight.com as at the date of sale shall be the versions incorporated therein. In the event of any discrepancy between this document or information provided at www.dialight.com, the latter shall prevail.

Vigilant® LED High Bay 347-480 VAC - UL / CSA

Mounting Accessories

**HLXW2-SS**

- 316 stainless steel swivel bracket and cable gland

HLXW3-SS

- 316 stainless steel swivel bracket

**HBXW3-SSL-316FT**
HBXW3-SSL-304FT

- Stainless steel forward throw bracket

**HBXH**

- Hook

**HBXCU**

- Ceiling / wall mount

**HBXCG**

- Cable gland

**HBXL**

- Loop

**HBXSB**

- Stainless steel (4x)

**HBXCAB48**

- 48" long stainless steel safety rope (for use with safety bracket)

**HBXHL**


- Hook & loop

**HBXREF16**

- Acrylic reflector
- Not applicable for use with dome lens

**H6X-H**

- Hook option for 347/480 VAC transformer models

**HBXLENGC**

- Tempered glass, clear

HBXLENPC

- Polycarbonate lens, clear

HBXLENAC

- Acrylic lens, clear

HBXLENPD

- Polycarbonate lens, diffused

HBXLENAD

- Acrylic lens, diffused

LBXLENP

- Polycarbonate dome lens

DISCLAIMER. All product information provided is, to the best of Dialight's knowledge, accurate as of the date of publication. When ordering, refer to www.dialight.com for current versions of: (a) relevant product documentation (including the relevant product data sheets); (b) Dialight terms and conditions of sale; and, (c) the relevant product warranty. To the extent that any contract is deemed formed between Dialight and the purchaser of Dialight products and/or an end-user, versions of documents available at www.dialight.com as at the date of sale shall be the versions incorporated therein. In the event of any discrepancy between this document or information provided at www.dialight.com, the latter shall prevail.

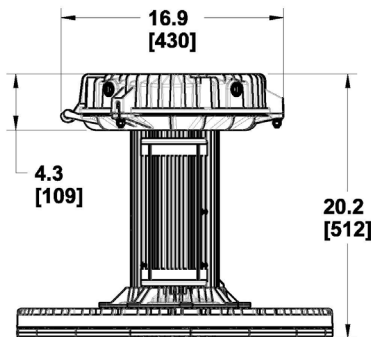
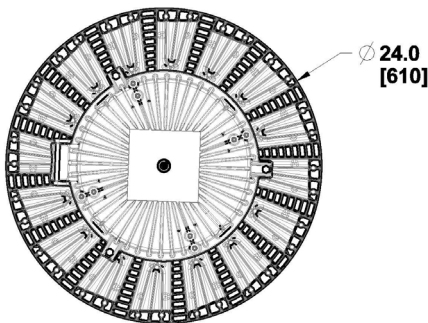
Vigilant® LED High Bay - High Output

Standard Models



Certifications & Ratings

- 10 year warranty
- UL 1598/A (wet locations)
- CSA C22.2 No. 250 (wet locations)
- IP66/67
- NEMA 4X
- Factory installed secondary retention bracket, optional safety cable accessory available



Dimensions in inches [mm]

WARNING - INSTALLATION & SECONDARY RETENTION. Use of any Dialight products without proper installation (including secondary retention / netting) and periodic inspections could cause severe injury or death. Dialight recommends that all installations should use secondary retention / netting (appropriate to the installation environment) where applicable. It is the exclusive responsibility of the contractor, installer and/or end-user to: (a) determine the suitability of the product for its intended application; and, (b) ensure that the product is safely installed (with secondary retention / netting where appropriate) and in compliance with all applicable laws and regulations. To the extent permissible under applicable laws, Dialight disclaims all liability for personal injury and/or other damage resulting from any dislodgment or other dislocation of its products.

Mechanical Information:

Weight (120-277 VAC): 63 lbs (28.6 kg)
Wire box: 7 lbs (3.2 kg)
Light fixture: 56 lbs (25.4 kg)

Weight (347/480 VAC): 79 lbs (35.8 kg)
Wire box: 23 lbs (10.4 kg)
Light fixture: 56 lbs (25.4 kg)

Shipping weight:
 120-277 VAC models: 82.6 lbs (37.5 kg)
 347/480 VAC models: 98.6 lbs (44.7 kg)

Note that the wire box is installed separately from the housing. This allows single installer for fixtures.

120-277 VAC wire box: 7 lbs (3.2 kg) [mount first]
 347/480 VAC wire box: 23 lbs (10.4 kg) [mount first]
 Light fixture (base): 56 lbs (25.4 kg) [mount last]

Mounting Entries: (1) 3/4" NPT - top
 (4) 3/4" NPT - sides
 Secondary retention standard

Variable Dimming Option:

Variable Dimming Cable: Two conductor cable

Power Cable: Three conductor cable

Variable Dimming Control: 0-10 VDC

Dimming Range: 10 VDC = 100% light output
 0 VDC = 5% light output

Electrical Specifications:

Operating Voltage: 120-277 VAC, 50/60Hz
 347/480 VAC, 50/60Hz

Total system power consumption: See table

Operating Temp: -40°F to +149°F (-40°C to +65°C)

Harmonics: IEC 61000-3-2

Noise requirement /EMC: FCC Title 47, Subpart B, Section 15, class A device. RF Immunity; 10V/m, 80MHz-1GHz

Transient protection: 6kV/3kA combination wave, as per IEEE C62.41, line-line and line-ground

THD: < 20%

Power Factor: > 0.9

Construction:

Housing: Copper free aluminum

Finish: Superior dual coat finish
 - Sealed polyester topcoat
 - Chemical-resistant epoxy primer

Lens: Tempered glass, Acrylic, Polycarbonate

Photometric Information:

CRI: 80

CCT: 5000K (cool white)
 4000K (neutral white)

All values typical unless otherwise stated (tolerance +/- 10%)

Ordering Information

Vigilant® LED High Bay - High Output - Standard Models



Part Number	Fixture Lumen	Watt	lm/W	Voltage	CCT	CRI	Lens	Beam Distribution	Controls
Standard Models - 120-277 VAC Models									
H6U-7MC2-RDNN-NGN	72,000	484	149	120-277 VAC	5000K (cool white)	80	Tempered Glass	Medium	Dimming
H6U-7NC2-RDNN-NGN	72,000	484	149	120-277 VAC	5000K (cool white)	80	Tempered Glass	Narrow	Dimming
H6U-4MC2-RDNN-NGN	69,100	484	143	120-277 VAC	5000K (cool white)	80	Polycarbonate	Medium	Dimming
H6U-4NC2-RDNN-NGN	69,100	484	143	120-277 VAC	5000K (cool white)	80	Polycarbonate	Narrow	Dimming
H6U-2MC2-RDNN-NGN	67,700	484	140	120-277 VAC	5000K (cool white)	80	Acrylic	Medium	Dimming
H6U-2NC2-RDNN-NGN	67,700	484	140	120-277 VAC	5000K (cool white)	80	Acrylic	Narrow	Dimming
H6U-7MC2-NDNN-NGN	60,000	414	145	120-277 VAC	5000K (cool white)	80	Tempered Glass	Medium	Dimming
H6U-7NC2-NDNN-NGN	60,000	414	145	120-277 VAC	5000K (cool white)	80	Tempered Glass	Narrow	Dimming
H6U-4MC2-NDNN-NGN	57,600	414	139	120-277 VAC	5000K (cool white)	80	Polycarbonate	Medium	Dimming
H6U-4NC2-NDNN-NGN	57,600	414	139	120-277 VAC	5000K (cool white)	80	Polycarbonate	Narrow	Dimming
H6U-2MC2-NDNN-NGN	56,400	414	136	120-277 VAC	5000K (cool white)	80	Acrylic	Medium	Dimming
H6U-2NC2-NDNN-NGN	56,400	414	136	120-277 VAC	5000K (cool white)	80	Acrylic	Narrow	Dimming
H6U-7MC2-KDNN-NGN	45,000	309	146	120-277 VAC	5000K (cool white)	80	Tempered Glass	Medium	Dimming
H6U-7NC2-KDNN-NGN	45,000	309	146	120-277 VAC	5000K (cool white)	80	Tempered Glass	Narrow	Dimming
H6U-4MC2-KDNN-NGN	43,200	309	140	120-277 VAC	5000K (cool white)	80	Polycarbonate	Medium	Dimming
H6U-4NC2-KDNN-NGN	43,200	309	140	120-277 VAC	5000K (cool white)	80	Polycarbonate	Narrow	Dimming
H6U-2MC2-KDNN-NGN	42,300	309	137	120-277 VAC	5000K (cool white)	80	Acrylic	Medium	Dimming
H6U-2NC2-KDNN-NGN	42,300	309	137	120-277 VAC	5000K (cool white)	80	Acrylic	Narrow	Dimming
Standard Models - 347 VAC Models									
H6U-7MCB-RDNN-NGN	72,000	506	142	347 VAC	5000K (cool white)	80	Tempered Glass	Medium	Dimming
H6U-7NCB-RDNN-NGN	72,000	506	142	347 VAC	5000K (cool white)	80	Tempered Glass	Narrow	Dimming
H6U-4MCB-RDNN-NGN	69,100	506	137	347 VAC	5000K (cool white)	80	Polycarbonate	Medium	Dimming
H6U-4NCB-RDNN-NGN	69,100	506	137	347 VAC	5000K (cool white)	80	Polycarbonate	Narrow	Dimming
H6U-2MCB-RDNN-NGN	67,700	506	134	347 VAC	5000K (cool white)	80	Acrylic	Medium	Dimming
H6U-2NCB-RDNN-NGN	67,700	506	134	347 VAC	5000K (cool white)	80	Acrylic	Narrow	Dimming
H6U-7MCB-NDNN-NGN	60,000	431	139	347 VAC	5000K (cool white)	80	Tempered Glass	Medium	Dimming
H6U-7NCB-NDNN-NGN	60,000	431	139	347 VAC	5000K (cool white)	80	Tempered Glass	Narrow	Dimming
H6U-4MCB-NDNN-NGN	57,600	431	134	347 VAC	5000K (cool white)	80	Polycarbonate	Medium	Dimming
H6U-4NCB-NDNN-NGN	57,600	431	134	347 VAC	5000K (cool white)	80	Polycarbonate	Narrow	Dimming
H6U-2MCB-NDNN-NGN	56,400	431	131	347 VAC	5000K (cool white)	80	Acrylic	Medium	Dimming
H6U-2NCB-NDNN-NGN	56,400	431	131	347 VAC	5000K (cool white)	80	Acrylic	Narrow	Dimming
H6U-7MCB-KDNN-NGN	45,000	324	139	347 VAC	5000K (cool white)	80	Tempered Glass	Medium	Dimming
H6U-7NCB-KDNN-NGN	45,000	324	139	347 VAC	5000K (cool white)	80	Tempered Glass	Narrow	Dimming
H6U-4MCB-KDNN-NGN	43,200	324	133	347 VAC	5000K (cool white)	80	Polycarbonate	Medium	Dimming
H6U-4NCB-KDNN-NGN	43,200	324	133	347 VAC	5000K (cool white)	80	Polycarbonate	Narrow	Dimming
H6U-2MCB-KDNN-NGN	42,300	324	131	347 VAC	5000K (cool white)	80	Acrylic	Medium	Dimming
H6U-2NCB-KDNN-NGN	42,300	324	131	347 VAC	5000K (cool white)	80	Acrylic	Narrow	Dimming

All values typical unless otherwise stated (tolerance +/- 10%).

Neutral white color temperature is available for products in the above table. Replace the sixth character **C** with **N**. Ex: H6U-7MC2-RDNN-NGN becomes H6U-7MN2-RDNN-NGN.

DISCLAIMER. All product information provided is, to the best of Dialight's knowledge, accurate as of the date of publication. When ordering, refer to www.dialight.com for current versions of: (a) relevant product documentation (including the relevant product data sheets); (b) Dialight terms and conditions of sale; and, (c) the relevant product warranty. To the extent that any contract is deemed formed between Dialight and the purchaser of Dialight products and/or an end-user, versions of documents available at www.dialight.com as at the date of sale shall be the versions incorporated therein. In the event of any discrepancy between this document or information provided at www.dialight.com, the latter shall prevail.

Ordering Information

Vigilant® LED High Bay - High Output - Standard Models



Part Number	Fixture Lumen	Watt	lm/W	Voltage	CCT	CRI	Lens	Beam Distribution	Controls
Standard Models - 480 VAC Models									
H6U-7MCD-RDNN-NGN	72,000	506	142	480 VAC	5000K (cool white)	80	Tempered Glass	Medium	Dimming
H6U-7NCD-RDNN-NGN	72,000	506	142	480 VAC	5000K (cool white)	80	Tempered Glass	Narrow	Dimming
H6U-4MCD-RDNN-NGN	69,100	506	137	480 VAC	5000K (cool white)	80	Polycarbonate	Medium	Dimming
H6U-4NCD-RDNN-NGN	69,100	506	137	480 VAC	5000K (cool white)	80	Polycarbonate	Narrow	Dimming
H6U-2MCD-RDNN-NGN	67,700	506	134	480 VAC	5000K (cool white)	80	Acrylic	Medium	Dimming
H6U-2NCD-RDNN-NGN	67,700	506	134	480 VAC	5000K (cool white)	80	Acrylic	Narrow	Dimming
H6U-7MCD-NDNN-NGN	60,000	431	139	480 VAC	5000K (cool white)	80	Tempered Glass	Medium	Dimming
H6U-7NCD-NDNN-NGN	60,000	431	139	480 VAC	5000K (cool white)	80	Tempered Glass	Narrow	Dimming
H6U-4MCD-NDNN-NGN	57,600	431	134	480 VAC	5000K (cool white)	80	Polycarbonate	Medium	Dimming
H6U-4NCD-NDNN-NGN	57,600	431	134	480 VAC	5000K (cool white)	80	Polycarbonate	Narrow	Dimming
H6U-2MCD-NDNN-NGN	56,400	431	131	480 VAC	5000K (cool white)	80	Acrylic	Medium	Dimming
H6U-2NCD-NDNN-NGN	56,400	431	131	480 VAC	5000K (cool white)	80	Acrylic	Narrow	Dimming
H6U-7MCD-KDNN-NGN	45,000	324	139	480 VAC	5000K (cool white)	80	Tempered Glass	Medium	Dimming
H6U-7NCD-KDNN-NGN	45,000	324	139	480 VAC	5000K (cool white)	80	Tempered Glass	Narrow	Dimming
H6U-4MCD-KDNN-NGN	43,200	324	133	480 VAC	5000K (cool white)	80	Polycarbonate	Medium	Dimming
H6U-4NCD-KDNN-NGN	43,200	324	133	480 VAC	5000K (cool white)	80	Polycarbonate	Narrow	Dimming
H6U-2MCD-KDNN-NGN	42,300	324	131	480 VAC	5000K (cool white)	80	Acrylic	Medium	Dimming
H6U-2NCD-KDNN-NGN	42,300	324	131	480 VAC	5000K (cool white)	80	Acrylic	Narrow	Dimming

All values typical unless otherwise stated (tolerance +/- 10%).

Neutral white color temperature is available for products in the above table. Replace the sixth character **C** with **N**. Ex: H6U-7M**C**D-RDNN-NGN becomes H6U-7M**N**D-RDNN-NGN.

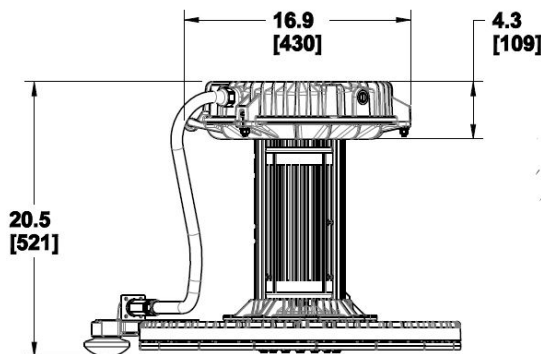
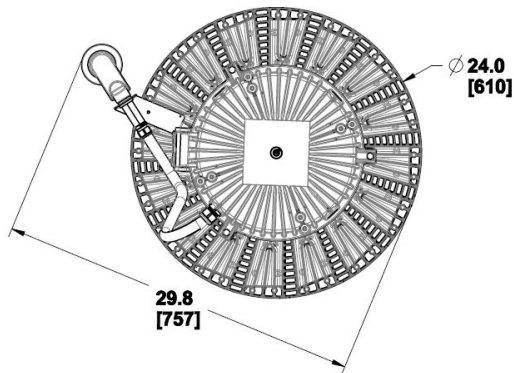
Vigilant® LED High Bay - High Output

Occupancy Sensor Models



Certifications & Ratings

- 10 year warranty
- UL 1598/A (wet locations)
- CSA C22.2 No. 250 (wet locations)
- IP66
- NEMA 4X



Dimensions in inches [mm]

Mechanical Information:

Weight (120-277 VAC): 63 lbs (28.6 kg)
Wire box: 7 lbs (3.2 kg)
Light fixture: 56 lbs (25.4 kg)

Weight (347/480 VAC): 79 lbs (35.8 kg)
Wire box: 23 lbs (10.4 kg)
Light fixture: 56 lbs (25.4 kg)

Shipping weight:
 120-277 VAC models: 82.6 lbs (37.5 kg)
 480 VAC models: 98.6 lbs (44.7 kg)

Note that the wire box is installed separately from the housing. This allows single installer for fixtures.

120-277 VAC wire box: 7 lbs (3.2 kg) [mount first]
 347/480 VAC wire box: 23 lbs (10.4 kg) [mount first]
 Light fixture (base): 56 lbs (25.4 kg) [mount last]

Mounting Entries: (1) 3/4" NPT - top
 (3) 3/4" NPT - sides
 Secondary retention standard

Electrical Specifications:

Operating voltage: 120-277 VAC, 50/60Hz
 347/480 VAC, 50/60Hz

Operating temperature: -40°F to +149°F (-40°C to +65°C)

Harmonics: IEC 61000-3-2

Noise requirement /EMC: FCC Title 47, Subpart B, Section 15, Class A device. RF Immunity; 10V/m, 80MHz-1GHz

Transient protection: 6kV/3kA combination wave, as per IEEE C62.41, line-line and line-ground

THD: < 20%

Power factor: > 0.9

Construction:

Housing: Copper free aluminum

Finish: Superior dual coat finish
 - Sealed polyester topcoat
 - Chemical-resistant epoxy primer

Lens: Tempered glass, acrylic, polycarbonate

Photometric Information:

CRI: 80
CCT: 5000K (cool white)
 4000K (neutral white)

All values typical unless otherwise stated (tolerance +/- 10%)
 Additional color temperature options available, consult factory.

WARNING - INSTALLATION & SECONDARY RETENTION. Use of any Dialight products without proper installation (including secondary retention / netting) and periodic inspections could cause severe injury or death. Dialight recommends that all installations should use secondary retention / netting (appropriate to the installation environment) where applicable. It is the exclusive responsibility of the contractor, installer and/or end-user to: (a) determine the suitability of the product for its intended application; and, (b) ensure that the product is safely installed (with secondary retention / netting where appropriate) and in compliance with all applicable laws and regulations. To the extent permissible under applicable laws, Dialight disclaims all liability for personal injury and/or other damage resulting from any dislodgment or other dislocation of its products.

Ordering Information

Vigilant® LED High Bay - High Output - Occupancy Sensor Models



Part Number	Fixture Lumen	Watt	lm/W	Voltage	CCT	Lens	Beam Distribution	Controls
Occupancy Sensor Models								
H6U-7MC2-KMNN-NGN	45,000	309	146	120-277 VAC	5000K (cool white)	Tempered Glass	Medium	Occupancy Sensor
H6U-7NC2-KMNN-NGN	45,000	309	146	120-277 VAC	5000K (cool white)	Tempered Glass	Narrow	Occupancy Sensor
H6U-4MC2-KMNN-NGN	43,200	309	140	120-277 VAC	5000K (cool white)	Polycarbonate	Medium	Occupancy Sensor
H6U-4NC2-KMNN-NGN	43,200	309	140	120-277 VAC	5000K (cool white)	Polycarbonate	Narrow	Occupancy Sensor
H6U-2MC2-KMNN-NGN	42,300	309	137	120-277 VAC	5000K (cool white)	Acrylic	Medium	Occupancy Sensor
H6U-2NC2-KMNN-NGN	42,300	309	137	120-277 VAC	5000K (cool white)	Acrylic	Narrow	Occupancy Sensor
H6U-7MCB-KMNN-NGN	45,000	324	139	347 VAC	5000K (cool white)	Tempered Glass	Medium	Occupancy Sensor
H6U-7NCB-KMNN-NGN	45,000	324	139	347 VAC	5000K (cool white)	Tempered Glass	Narrow	Occupancy Sensor
H6U-4MCB-KMNN-NGN	43,200	324	133	347 VAC	5000K (cool white)	Polycarbonate	Medium	Occupancy Sensor
H6U-4NCB-KMNN-NGN	43,200	324	133	347 VAC	5000K (cool white)	Polycarbonate	Narrow	Occupancy Sensor
H6U-2MCB-KMNN-NGN	42,300	324	131	347 VAC	5000K (cool white)	Acrylic	Medium	Occupancy Sensor
H6U-2NCB-KMNN-NGN	42,300	324	131	347 VAC	5000K (cool white)	Acrylic	Narrow	Occupancy Sensor
H6U-7MCD-KMNN-NGN	45,000	324	139	480 VAC	5000K (cool white)	Tempered Glass	Medium	Occupancy Sensor
H6U-7NCD-KMNN-NGN	45,000	324	139	480 VAC	5000K (cool white)	Tempered Glass	Narrow	Occupancy Sensor
H6U-4MCD-KMNN-NGN	43,200	324	133	480 VAC	5000K (cool white)	Polycarbonate	Medium	Occupancy Sensor
H6U-4NCD-KMNN-NGN	43,200	324	133	480 VAC	5000K (cool white)	Polycarbonate	Narrow	Occupancy Sensor
H6U-2MCD-KMNN-NGN	42,300	324	131	480 VAC	5000K (cool white)	Acrylic	Medium	Occupancy Sensor
H6U-2NCD-KMNN-NGN	42,300	324	131	480 VAC	5000K (cool white)	Acrylic	Narrow	Occupancy Sensor


All values typical unless otherwise stated (tolerance +/- 10%).

Occupancy sensor available for 45,000 lumen output with a suggested maximum mounting height of 40'. For additional options, please consult factory.

Neutral white color temperature is available for products in the above table. Replace the sixth character **C** with **N**. Ex: H6U-7M**C**2-KMNN-NGN becomes H6U-7M**N**2-KMNN-NGN.

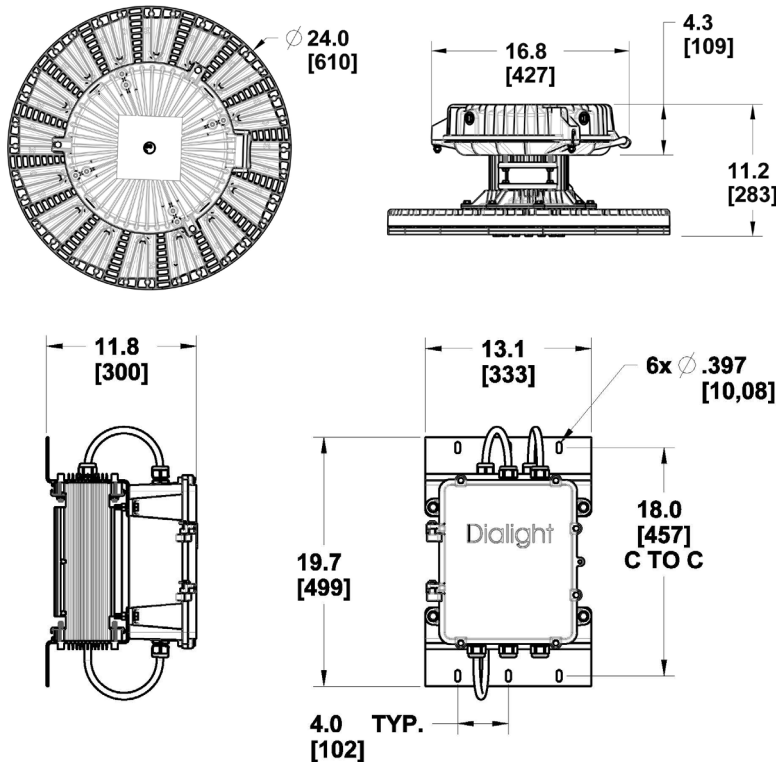
Vigilant® LED High Bay - High Output

Remote Power Supply Models



Certifications & Ratings

- 10 year warranty
- UL 1598/A (wet locations)
- CSA C22.2 No. 250 (wet location)
- IP66/67
- NEMA 4X



Dimensions in inches [mm]

Mechanical Information:

Weight:	52 lbs (23.6 kg)
Wire box top hat:	7 lbs (3.2 kg)
Light fixture:	45 lbs (20.4 kg)
Power supply:	40 lbs (18.4 kg) - 120-277 VAC 56 lbs (25.4 kg) - 437/480 VAC

Shipping weight:

Light fixture:	65.3 lbs (29.6 kg)
Power supply:	47.2 lbs (21.4 kg) - 120-277 VAC 63.2 lbs (28.7 kg) - 437/480 VAC

Note that the wire box is installed separately from the housing. This allows single installer for fixtures.

Wire box:	7 lbs (3.2 kg) [mount first]
Light fixture (base):	45 lbs (20.4 kg) [mount last]

Mounting Entries:

Light engine:	(1) 3/4" NPT - top (4) 3/4" NPT - sides Secondary retention standard
---------------	--

Power supply: Remote power supply mounting bolt locations are shown on the dimensional view on the bottom left side of this page

Variable Dimming:

Variable dimming cable: Two conductor cable connected in the power supply

Power supply:

Power cable: Three conductor cable
Light engine: Supplied via 3 conductor DC cable with a maximum length of 200' provided by others. Suggested wire gauge for various distances can be found on page 10

Variable dimming control: 0-10 VDC

Dimming range: 10 VDC = 100% light output
0 VDC = 5% light output

Electrical Specifications:

Operating Voltage: 120-277 VAC, 50/60Hz
347/480 VAC, 50/60Hz

Total system power consumption: See table

Operating Temp: -40°F to +149°F (-40°C to +65°C)

Harmonics: IEC 61000-3-2

Noise requirement /EMC: FCC Title 47, Subpart B, Section 15, class A device, RF Immunity; 10V/m, 80MHz-1GHz

Transient protection: 6kV/3kA combination wave, as per IEEE C62.41, line-line and line-ground

THD: < 20%

Power Factor: > 0.9

Construction:

Housing: Copper free aluminum

Finish: Superior dual coat finish
- Sealed polyester topcoat
- Chemical-resistant epoxy primer

Lens: Tempered glass, Acrylic, Polycarbonate

Photometric Information:

CRI:	80
CCT:	5000K (cool white) 4000K (neutral white)

All values typical unless otherwise stated (tolerance +/- 10%)

WARNING - INSTALLATION & SECONDARY RETENTION. Use of any Dialight products without proper installation (including secondary retention / netting) and periodic inspections could cause severe injury or death. Dialight recommends that all installations should use secondary retention / netting (appropriate to the installation environment) where applicable. It is the exclusive responsibility of the contractor, installer and/or end-user to: (a) determine the suitability of the product for its intended application; and, (b) ensure that the product is safely installed (with secondary retention / netting where appropriate) and in compliance with all applicable laws and regulations. To the extent permissible under applicable laws, Dialight disclaims all liability for personal injury and/or other damage resulting from any dislodgment or other dislocation of its products.

Ordering Information

Vigilant® LED High Bay - High Output - Remote Power Supply Models



Part Number	Fixture Lumen	Watt	lm/W	Voltage	CCT	CRI	Lens	Beam Distribution	Controls
Remote Power Supply Models - 120-277 VAC Models									
H6U-7MCR-RDNN-NGN	72,000	484	149	120-277 VAC	5000K (cool white)	80	Tempered Glass	Medium	Dimming
H6U-7NCR-RDNN-NGN	72,000	484	149	120-277 VAC	5000K (cool white)	80	Tempered Glass	Narrow	Dimming
H6U-4MCR-RDNN-NGN	69,100	484	143	120-277 VAC	5000K (cool white)	80	Polycarbonate	Medium	Dimming
H6U-4NCR-RDNN-NGN	69,100	484	143	120-277 VAC	5000K (cool white)	80	Polycarbonate	Narrow	Dimming
H6U-2MCR-RDNN-NGN	67,700	484	140	120-277 VAC	5000K (cool white)	80	Acrylic	Medium	Dimming
H6U-2NCR-RDNN-NGN	67,700	484	140	120-277 VAC	5000K (cool white)	80	Acrylic	Narrow	Dimming
H6U-7MCR-NDNN-NGN	60,000	414	145	120-277 VAC	5000K (cool white)	80	Tempered Glass	Medium	Dimming
H6U-7NCR-NDNN-NGN	60,000	414	145	120-277 VAC	5000K (cool white)	80	Tempered Glass	Narrow	Dimming
H6U-4MCR-NDNN-NGN	57,600	414	139	120-277 VAC	5000K (cool white)	80	Polycarbonate	Medium	Dimming
H6U-4NCR-NDNN-NGN	57,600	414	139	120-277 VAC	5000K (cool white)	80	Polycarbonate	Narrow	Dimming
H6U-2MCR-NDNN-NGN	56,400	414	136	120-277 VAC	5000K (cool white)	80	Acrylic	Medium	Dimming
H6U-2NCR-NDNN-NGN	56,400	414	136	120-277 VAC	5000K (cool white)	80	Acrylic	Narrow	Dimming
H6U-7MCR-KDNN-NGN	45,000	309	146	120-277 VAC	5000K (cool white)	80	Tempered Glass	Medium	Dimming
H6U-7NCR-KDNN-NGN	45,000	309	146	120-277 VAC	5000K (cool white)	80	Tempered Glass	Narrow	Dimming
H6U-4MCR-KDNN-NGN	43,200	309	140	120-277 VAC	5000K (cool white)	80	Polycarbonate	Medium	Dimming
H6U-4NCR-KDNN-NGN	43,200	309	140	120-277 VAC	5000K (cool white)	80	Polycarbonate	Narrow	Dimming
H6U-2MCR-KDNN-NGN	42,300	309	137	120-277 VAC	5000K (cool white)	80	Acrylic	Medium	Dimming
H6U-2NCR-KDNN-NGN	42,300	309	137	120-277 VAC	5000K (cool white)	80	Acrylic	Narrow	Dimming
Remote Power Supply Models - 347 VAC Models									
H6U-7MCS-RDNN-NGN	72,000	506	142	347 VAC	5000K (cool white)	80	Tempered Glass	Medium	Dimming
H6U-7NCS-RDNN-NGN	72,000	506	142	347 VAC	5000K (cool white)	80	Tempered Glass	Narrow	Dimming
H6U-4MCS-RDNN-NGN	69,100	506	137	347 VAC	5000K (cool white)	80	Polycarbonate	Medium	Dimming
H6U-4NCS-RDNN-NGN	69,100	506	137	347 VAC	5000K (cool white)	80	Polycarbonate	Narrow	Dimming
H6U-2MCS-RDNN-NGN	67,700	506	134	347 VAC	5000K (cool white)	80	Acrylic	Medium	Dimming
H6U-2NCS-RDNN-NGN	67,700	506	134	347 VAC	5000K (cool white)	80	Acrylic	Narrow	Dimming
H6U-7MCS-NDNN-NGN	60,000	431	139	347 VAC	5000K (cool white)	80	Tempered Glass	Medium	Dimming
H6U-7NCS-NDNN-NGN	60,000	431	139	347 VAC	5000K (cool white)	80	Tempered Glass	Narrow	Dimming
H6U-4MCS-NDNN-NGN	57,600	431	134	347 VAC	5000K (cool white)	80	Polycarbonate	Medium	Dimming
H6U-4NCS-NDNN-NGN	57,600	431	134	347 VAC	5000K (cool white)	80	Polycarbonate	Narrow	Dimming
H6U-2MCS-NDNN-NGN	56,400	431	131	347 VAC	5000K (cool white)	80	Acrylic	Medium	Dimming
H6U-2NCS-NDNN-NGN	56,400	431	131	347 VAC	5000K (cool white)	80	Acrylic	Narrow	Dimming
H6U-7MCS-KDNN-NGN	45,000	324	139	347 VAC	5000K (cool white)	80	Tempered Glass	Medium	Dimming
H6U-7NCS-KDNN-NGN	45,000	324	139	347 VAC	5000K (cool white)	80	Tempered Glass	Narrow	Dimming
H6U-4MCS-KDNN-NGN	43,200	324	133	347 VAC	5000K (cool white)	80	Polycarbonate	Medium	Dimming
H6U-4NCS-KDNN-NGN	43,200	324	133	347 VAC	5000K (cool white)	80	Polycarbonate	Narrow	Dimming
H6U-2MCS-KDNN-NGN	42,300	324	131	347 VAC	5000K (cool white)	80	Acrylic	Medium	Dimming
H6U-2NCS-KDNN-NGN	42,300	324	131	347 VAC	5000K (cool white)	80	Acrylic	Narrow	Dimming

All values typical unless otherwise stated (tolerance +/- 10%).

For remote power installations wattage will vary based on the length and size of cable used to run DC power between the luminaire and power supply. Consult factory for more details. Neutral white color temperature is available for products in the above table. Replace the sixth character **C** with **N**. Ex: H6U-7MCR-RDNN-NGN becomes H6U-7MNR-RDNN-NGN.

DISCLAIMER. All product information provided is, to the best of Dialight's knowledge, accurate as of the date of publication. When ordering, refer to www.dialight.com for current versions of: (a) relevant product documentation (including the relevant product data sheets); (b) Dialight terms and conditions of sale; and, (c) the relevant product warranty. To the extent that any contract is deemed formed between Dialight and the purchaser of Dialight products and/or an end-user, versions of documents available at www.dialight.com as at the date of sale shall be the versions incorporated therein. In the event of any discrepancy between this document or information provided at www.dialight.com, the latter shall prevail.

Ordering Information

Vigilant® LED High Bay - High Output - Remote Power Supply Models



Part Number	Fixture Lumen	Watt	lm/W	Voltage	CCT	CRI	Lens	Beam Distribution	Controls
Remote Power Supply Models - 480 VAC Models									
H6U-7MCU-RDNN-NGN	72,000	506	142	480 VAC	5000K (cool white)	80	Tempered Glass	Medium	Dimming
H6U-7NCU-RDNN-NGN	72,000	506	142	480 VAC	5000K (cool white)	80	Tempered Glass	Narrow	Dimming
H6U-4MCU-RDNN-NGN	69,100	506	137	480 VAC	5000K (cool white)	80	Polycarbonate	Medium	Dimming
H6U-4NCU-RDNN-NGN	69,100	506	137	480 VAC	5000K (cool white)	80	Polycarbonate	Narrow	Dimming
H6U-2MCU-RDNN-NGN	67,700	506	134	480 VAC	5000K (cool white)	80	Acrylic	Medium	Dimming
H6U-2NCU-RDNN-NGN	67,700	506	134	480 VAC	5000K (cool white)	80	Acrylic	Narrow	Dimming
H6U-7MCU-NDNN-NGN	60,000	431	139	480 VAC	5000K (cool white)	80	Tempered Glass	Medium	Dimming
H6U-7NCU-NDNN-NGN	60,000	431	139	480 VAC	5000K (cool white)	80	Tempered Glass	Narrow	Dimming
H6U-4MCU-NDNN-NGN	57,600	431	134	480 VAC	5000K (cool white)	80	Polycarbonate	Medium	Dimming
H6U-4NCU-NDNN-NGN	57,600	431	134	480 VAC	5000K (cool white)	80	Polycarbonate	Narrow	Dimming
H6U-2MCU-NDNN-NGN	56,400	431	131	480 VAC	5000K (cool white)	80	Acrylic	Medium	Dimming
H6U-2NCU-NDNN-NGN	56,400	431	131	480 VAC	5000K (cool white)	80	Acrylic	Narrow	Dimming
H6U-7MCU-KDNN-NGN	45,000	324	139	480 VAC	5000K (cool white)	80	Tempered Glass	Medium	Dimming
H6U-7NCU-KDNN-NGN	45,000	324	139	480 VAC	5000K (cool white)	80	Tempered Glass	Narrow	Dimming
H6U-4MCU-KDNN-NGN	43,200	324	133	480 VAC	5000K (cool white)	80	Polycarbonate	Medium	Dimming
H6U-4NCU-KDNN-NGN	43,200	324	133	480 VAC	5000K (cool white)	80	Polycarbonate	Narrow	Dimming
H6U-2MCU-KDNN-NGN	42,300	324	131	480 VAC	5000K (cool white)	80	Acrylic	Medium	Dimming
H6U-2NCU-KDNN-NGN	42,300	324	131	480 VAC	5000K (cool white)	80	Acrylic	Narrow	Dimming

All values typical unless otherwise stated (tolerance +/- 10%).

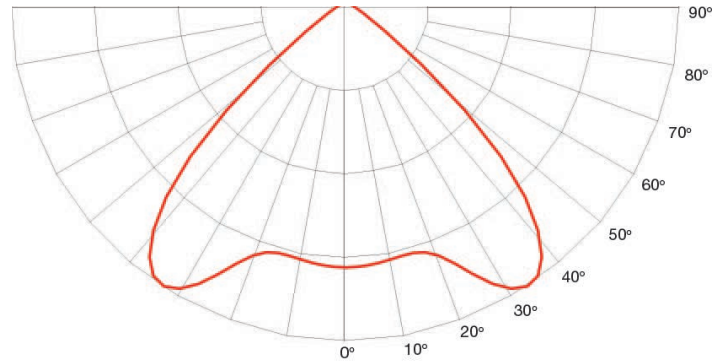
For remote power installations wattage will vary based on the length and size of cable used to run DC power between the luminaire and power supply. Consult factory for more details. Neutral white color temperature is available for products in the above table. Replace the sixth character **Q** with **N**. Ex: H6U-7MQR-RDNN-NGN becomes H6U-7MNR-RDNN-NGN.

DISCLAIMER. All product information provided is, to the best of Dialight's knowledge, accurate as of the date of publication. When ordering, refer to www.dialight.com for current versions of: (a) relevant product documentation (including the relevant product data sheets); (b) Dialight terms and conditions of sale; and, (c) the relevant product warranty. To the extent that any contract is deemed formed between Dialight and the purchaser of Dialight products and/or an end-user, versions of documents available at www.dialight.com as at the date of sale shall be the versions incorporated therein. In the event of any discrepancy between this document or information provided at www.dialight.com, the latter shall prevail.

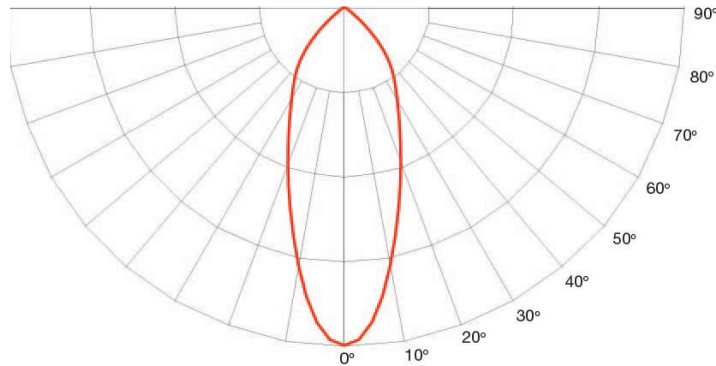
Vigilant® LED High Bay - High Output

Beam Distribution

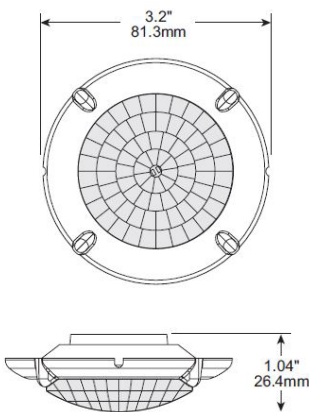
Medium



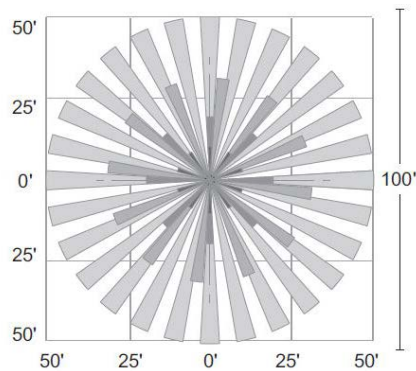
Narrow



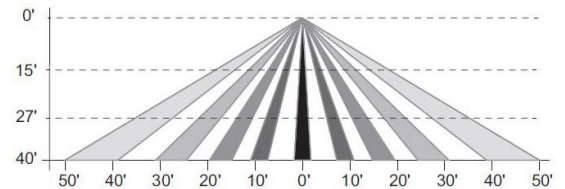
Occupancy Sensor Coverage



Coverage Top View @ 40ft



Coverage Side View



DISCLAIMER. All product information provided is, to the best of Dialight's knowledge, accurate as of the date of publication. When ordering, refer to www.dialight.com for current versions of: (a) relevant product documentation (including the relevant product data sheets); (b) Dialight terms and conditions of sale; and, (c) the relevant product warranty. To the extent that any contract is deemed formed between Dialight and the purchaser of Dialight products and/or an end-user, versions of documents available at www.dialight.com as at the date of sale shall be the versions incorporated therein. In the event of any discrepancy between this document or information provided at www.dialight.com, the latter shall prevail.

Vigilant® LED High Bay - High Output

Mounting Accessories



H6XCAB72

- 72" stainless steel safety rope

H6XCAB60

- 60" stainless steel safety rope



H6X-H

- Hook



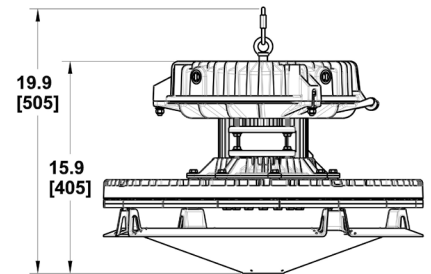
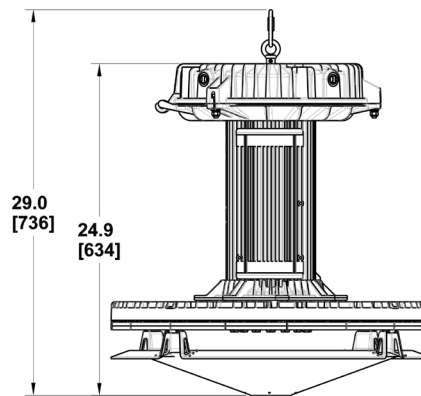
HBXFSIRREMOTE

- Remote for occupancy sensor



H6XDIFFUSER

- Diffuser
- Patent pending



Top Hat Hinge



DISCLAIMER. All product information provided is, to the best of Dialight's knowledge, accurate as of the date of publication. When ordering, refer to www.dialight.com for current versions of: (a) relevant product documentation (including the relevant product data sheets); (b) Dialight terms and conditions of sale; and, (c) the relevant product warranty. To the extent that any contract is deemed formed between Dialight and the purchaser of Dialight products and/or an end-user, versions of documents available at www.dialight.com as at the date of sale shall be the versions incorporated therein. In the event of any discrepancy between this document or information provided at www.dialight.com, the latter shall prevail.

Vigilant® LED Floodlight

Technical Specifications



Ratings and Certifications

- 10 year warranty
- L70 rated for >150,000 hours
- CSA C22.2 No. 250
- UL 1598/A
- IP66
- IK07

*All features not available on every model. Please refer to product part number pages for model specifics.

Mechanical Information

Fixture weight:	56 lb (25.4 kg); 73 lb (33.1 kg)
Shipping weight:	60 lb (27.2 kg); 79 lb (35.8 kg)
EPA (Sq.ft):	2.69
Mounting:	304 stainless steel trunnion mounting bracket included Secondary retention standard
Entries:	(2) 3/4" NPT cable entries

Specifications

Voltage options:	120-277 VAC/120-250 VDC 347-480 VAC	Housing:	Copper-free aluminum
Operating temp:	-40°F to +149°F (-40°C to +65°C)	Lens:	Tempered glass
Power factor:	>0.9	CRI:	80
THD:	<20%	CCT:	5000K (cool white) 4000K (neutral white)
Surge protection:	Protection devices capable of handling up to 10kv. Tested for 6kv/2 ohm combination wave, as per IEEE C62.41, line-line and line-ground		

Comparison

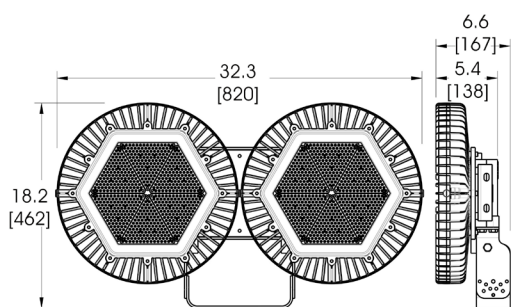
	Warranty	L70
Dialight LED Floodlight	10yr	>150,000
Metal Halide	1	6,000
High Pressure Sodium	1	20,000

Lumens Wattage lm/W Mounting Heights

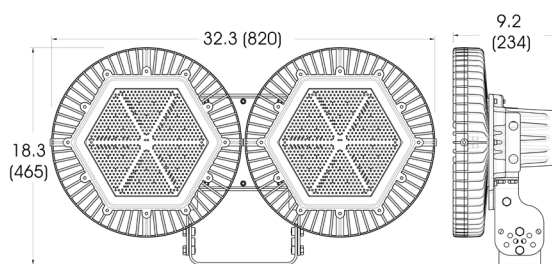
55,000	424	129	50' +
53,000	424	125	↓
37,500	288	130	

Dimensions

120-277 VAC models

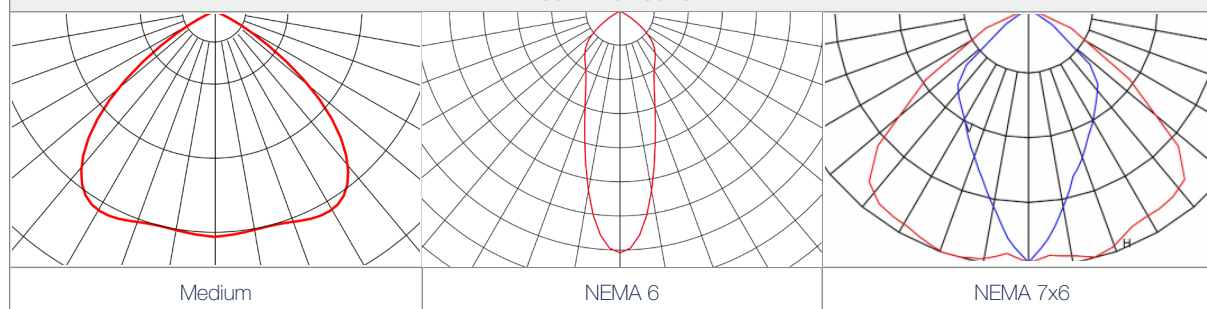


347-480 VAC models



Dimensions in inches [mm]

Beam Distribution



WARNING - INSTALLATION & SECONDARY RETENTION. Use of any Dialight products without proper installation (including secondary retention / netting) and periodic inspections could cause severe injury or death. Dialight recommends that all installations should use secondary retention / netting (appropriate to the installation environment) where applicable. It is the exclusive responsibility of the contractor, installer and/or end-user to: (a) determine the suitability of the product for its intended application; and, (b) ensure that the product is safely installed (with secondary retention / netting where appropriate) and in compliance with all applicable laws and regulations. To the extent permissible under applicable laws, Dialight disclaims all liability for personal injury and/or other damage resulting from any dislodgment or other dislocation of its products.

Vigilant® LED Floodlight

Ordering Information & Accessories

Standard Models - 120-277 VAC/120-250 VDC								
Part Number	Legacy Part Number	Fixture Lumens	Wattage	lm/W	Voltage	CCT	Lens	Beam Distribution
Dual Floodlight Models								
FDU76C2MDSNNGN	FLWB66NC2NG	56,000	385	145	120-277 VAC/ 120-250 VDC	5000K (cool white)	Clear Tempered Glass	NEMA 6
FDU7MC2MDSNNGN	FLWBM0NC2NG	54,000	385	140	120-277 VAC/ 120-250 VDC	5000K (cool white)	Clear Tempered Glass	Medium
FDU77C2MDSNNGN	FLWB76NC2NG	54,000	380	142	120-277 VAC/ 120-250 VDC	5000K (cool white)	Clear Tempered Glass	NEMA 7x6
FDU76C2HDSNNGN	FLW966NC2NG	39,000	270	144	120-277 VAC/ 120-250 VDC	5000K (cool white)	Clear Tempered Glass	NEMA 6
FDU77C2HDSNNGN	FLW976NC2NG	37,500	265	141	120-277 VAC/ 120-250 VDC	5000K (cool white)	Clear Tempered Glass	NEMA 7x6
Single Floodlight Models								
FSU76C2EDDNNGN	FLW666JC2NG	28,000	190	147	120-277 VAC/ 120-250 VDC	5000K (cool white)	Clear Tempered Glass	NEMA 6
FSU77C2EDDNNGN	FLW676JC2NG	27,000	190	142	120-277 VAC/ 120-250 VDC	5000K (cool white)	Clear Tempered Glass	NEMA 7x6

All values typical unless otherwise stated (tolerance +/- 10%).

For neutral white models, replace the 6th character (standard) / 8th character (legacy) with an **N**. Ex. FDU76C2MDSNNGN / FLWB66NC2NG becomes FDU76N2MDSNNGN / FLWB66NN2NG.
For warm white models, replace the 6th character (standard) / 8th character (legacy) with an **W**. Ex. FDU76C2MDSNNGN / FLWB66NC2NG becomes FDU76W2MDSNNGN / FLWB66NW2NG.

Standard Models - 347/480 VAC										
Part Number	Legacy Part Number	Fixture Lumens	Wattage		lm/W		Voltage	CCT	Lens	Beam Distribution
			347 VAC	480 VAC	347 VAC	480 VAC				
Dual Floodlight Models										
FDU76CAMDSNNGN	FLWB66NC5NG	56,000	457	409	122	136	347/480 VAC	5000K (cool white)	Tempered Glass	NEMA 6
FDU7MCAMDSNNGN	FLWBM0NC5NG	54,000	457	409	118	132	347/480 VAC	5000K (cool white)	Tempered Glass	Medium
FDU77CAMDSNNGN	FLWB76NC5NG	54,000	452	404	119	133	347/480 VAC	5000K (cool white)	Tempered Glass	NEMA 7x6
FDU76CAHDSNNGN	FLW966NC5NG	39,000	342	294	114	132	347/480 VAC	5000K (cool white)	Tempered Glass	NEMA 6
FDU77CAHDSNNGN	FLW976NC5NG	37,500	337	289	111	129	347/480 VAC	5000K (cool white)	Tempered Glass	NEMA 7x6

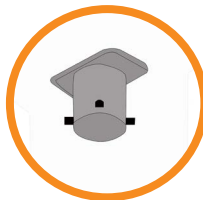
All values typical unless otherwise stated (tolerance +/- 10%).

For neutral white models, replace the 6th character (standard) / 8th character (legacy) with an **N**. Ex. FDU76CAMDSNNGN / FLWB66NC5NG becomes FDU76NAMDSNNGN / FLWB66NN5NG.
For warm white models, replace the 6th character (standard) / 8th character (legacy) with an **W**. Ex. FDU76CAMDSNNGN / FLWB66NC5NG becomes FDU76WAMDSNNGN / FLWB66NW5NG.



HZXCBL2

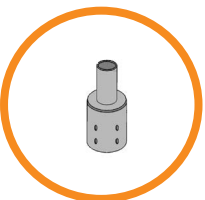
- Stainless steel safety cable kit



FLX-1TPT-20DB

- Tenon pole topper, 2-3/8" mount

*Bracket and adapters below require tenon adapter (FLX-1TPT-20DB) to mount floodlight. Tenon adapter is sold separately.

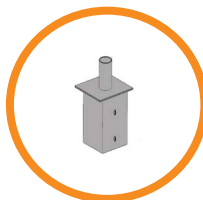


FLX-3RPA-20DB

- Reducer for 3" OD round pole top to 2-3/8" light mount

FLX-4RPA-20DB

- Reducer for 4" OD round pole top to 2-3/8" light mount



FLX-4SPA-20DB

- Internal tenon adapter for 4" square pole top to 2-3/8" light mount

FLX-5SPA-20DB

- Internal tenon adapter for 5" square pole top to 2-3/8" light mount

FLX-6SPA-20DB

- Internal tenon adapter for 6" square pole top to 2-3/8" light mount

DISCLAIMER. All product information provided is, to the best of Dialight's knowledge, accurate as of the date of publication. When ordering, refer to www.dialight.com for current versions of: (a) relevant product documentation (including the relevant product data sheets); (b) Dialight terms and conditions of sale; and, (c) the relevant product warranty. To the extent that any contract is deemed formed between Dialight and the purchaser of Dialight products and/or an end-user, versions of documents available at www.dialight.com as at the date of sale shall be the versions incorporated therein. In the event of any discrepancy between this document or information provided at www.dialight.com, the latter shall prevail.

Vigilant® LED Area Light

100-277 VAC, 120-250 VDC

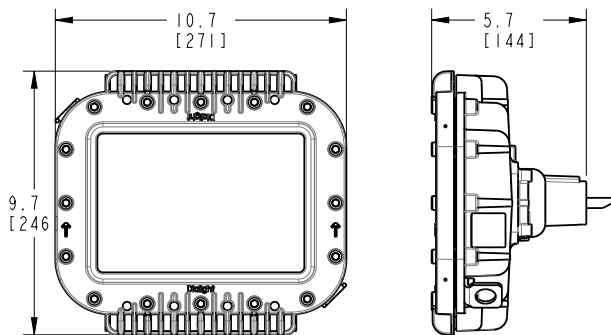


Certifications & Ratings*

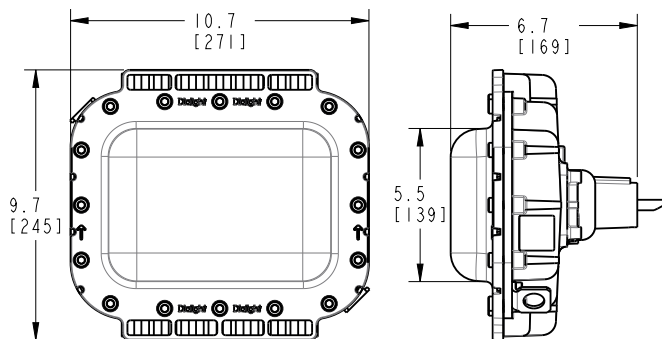
- 10 year warranty
- UL 1598/A
- CSA C22.2 No. 250
- IP66 / 67 / 69
- NEMA 4X
- L70 > 150,000 hours @ 65°C

*ETL listed

Tempered Glass Lens



Polycarbonate Lens



Dimensions in inches [mm]

WARNING - INSTALLATION & SECONDARY RETENTION. Use of any Dialight products without proper installation (including secondary retention / netting) and periodic inspections could cause severe injury or death. Dialight recommends that all installations should use secondary retention / netting (appropriate to the installation environment) where applicable. It is the exclusive responsibility of the contractor, installer and/or end-user to: (a) determine the suitability of the product for its intended application; and, (b) ensure that the product is safely installed (with secondary retention / netting where appropriate) and in compliance with all applicable laws and regulations. To the extent permissible under applicable laws, Dialight disclaims all liability for personal injury and/or other damage resulting from any dislodgment or other dislocation of its products.

Mechanical Information:

Fixture weight:	10 lb (4.5 kg) - Polycarbonate lens 12 lb (5.5 kg) - Tempered glass lens
with stainless steel bracket:	13 lb (5.9 kg) - Polycarbonate lens 15 lb (6.8 kg) - Tempered glass lens

Shipping weight: Add 2 lb (0.91 kg) to weights above

Impact rating: IK10 - Polycarbonate lens
IK07 - Tempered glass lens

Cabling: 10' ST00W 1.02 mm 18 AWG

Mounting: Secondary retention standard

Electrical Specifications:

Operating voltage: 100-277 VAC 50/60Hz, 120-250 VDC

Operating temperature: -40°F to +149°F (-40°C to +65°C)

EMC: FCC Title 47, Subpart B, Section 15, Class A device
CISPR-15
RF Immunity 20V/m 80MHz-1GHz.

Transient protection: 6 kV, 2 Ohm line-line and line-ground

Harmonics: IEC 61000-3-2, Class C

THD: < 20%

Power factor: > 0.9

Construction:

Housing: Copper-free aluminum

Finish: Superior dual coat finish
- Sealed polyester topcoat

Lens: Hard-coated polycarbonate
Tempered glass

Photometric Information:

CRI: 80

CCT: 5000K (cool white)
4000K (neutral white)

Optics: 360°
180° forward throw for 45° mounting
Wide for 0° mounting

All values typical unless otherwise stated (tolerance +/- 10%)

Vigilant® LED Area Light

100-277 VAC, 120-250 VDC with Mounting Adapters

Universal Mounting Adapter



For use with HZXW01, HZXW45 or HZXS45 brackets sold separately



HZXW01




HZXS45



HZXW45


Wall Mount



45° Stanchion Mount



45° Wall Mount



Certifications & Ratings*

- 10 year warranty
- UL 1598/A
- CSA C22.2 No. 250
- IP66 / 67 / 69
- NEMA 4X
- L70 > 150,000 hours @ 65°C

*ETL listed

Mechanical Information:

Fixture weight:

UMA models:	12 lb (5.5 kg) - Polycarbonate lens
	15 lb (6.8 kg) - Tempered glass lens
Wall mount models:	15 lb (6.8 kg) - Polycarbonate lens
	18 lb (8.2 kg) - Tempered glass lens
45° wall mount models:	14 lb (6.4 kg) - Polycarbonate lens
	17 lb (7.7 kg) - Tempered glass lens
45° stanchion mount:	15 lb (6.8 kg) - Polycarbonate lens
	18 lb (8.2 kg) - Tempered glass lens

Shipping weight:

Add 2 lb (0.91 kg) to weights above

Impact rating:

IK10 - Polycarbonate lens
IK07 - Tempered glass lens

Cabling:

14" leads 1.02 mm 18 AWG

Mounting:

Secondary retention standard

Electrical Specifications:

Operating voltage:

100-277 VAC 50/60 Hz, 120-250 VDC

Operating temperature:

-40°F to +149°F (-40°C to +65°C)

EMC:

FCC Title 47, Subpart B, Section 15,
Class A device
CISPR-15
RF Immunity 20V/m 80MHz-1GHz.

Transient protection:

6 kV, 2 Ohm line-line and line-ground

Harmonics:

IEC 61000-3-2, Class C

THD:

< 20%

Power factor:

> 0.9

Construction:

Housing:

Copper-free aluminum

Finish:

Superior dual coat finish
- Sealed polyester topcoat

Lens:

Hard-coated polycarbonate
Tempered glass

Photometric Information:

CRI:

80

CCT:

5000K (cool white)
4000K (neutral white)

Optics:

360°
180° forward throw for 45° mounting
Wide for 0° mounting

All values typical unless otherwise stated (tolerance +/- 10%)

WARNING - INSTALLATION & SECONDARY RETENTION. Use of any Dialight products without proper installation (including secondary retention / netting) and periodic inspections could cause severe injury or death. Dialight recommends that all installations should use secondary retention / netting (appropriate to the installation environment) where applicable. It is the exclusive responsibility of the contractor, installer and/or end-user to: (a) determine the suitability of the product for its intended application; and, (b) ensure that the product is safely installed (with secondary retention / netting where appropriate) and in compliance with all applicable laws and regulations. To the extent permissible under applicable laws, Dialight disclaims all liability for personal injury and/or other damage resulting from any dislodgment or other dislocation of its products.

Vigilant® LED Area Light

100-277 VAC, 120-250 VDC



Project Information		
Part Number:		
Project:		
Fixture Type:		Date:

Specifications

Ordering Information

AL	-	U	-		-		-	2	-		-	D	-		-		-	N	-	G	-	N		
Product Code		Cert.		Lens Material		Beam Dist.		CCT & CRI		Oper. Voltage		Lumen Type		Controls		Mounting Options		HW Access.		Elect. Access.		Coatings		Battery

Product Code

AL Area Light

Certification

U UL 1598/A CSA 22.2 No. 250.0

Lens Material

5 Polycarbonate - Diffused
7 Tempered Glass

Beam Distribution

A 180°
B 360°
W Wide

CCT & CRI

C Cool White 5000K - 80 CRI
N Neutral White 4000K - 80 CRI

Operating Voltage

2 100-277 VAC, 120-250 VDC

Lumen Type

3 3,001 - 4,000 Lumens
4 4,001 - 5,000 Lumens
6 5,001 - 6,000 Lumens
7 6,001 - 7,000 Lumens
9 8,001 - 9,000 Lumens

*For lumen output see page 10

Controls

D Dimming (0-10V)

Mounting Options

	Retro-fit Adapter
	Universal Mounting Adapter (UMA)
A	Appleton Mercmaster III
B	Swivel Bracket, Locking 0° - 90° 316 Stainless Steel
C	Crouse-Hinds - Champ
G	GE Filtr-Gard
H	Thomas & Betts Hazlux
K	Killark Certilite & Certilite V
M	Appleton Mercmaster II
N	3/4" NPT
S	45° Stanchion Mount
U	UMA - Mounting Hub
V	0° Wall Mount
W	45° Wall Mount

Hardware Accessories

N For Mounting Options - A, C, G, H, K, M, S, U, V, W, Y (individual wire leads are terminated in adapter housing)
W 10 ft (3 meter) Power Cable for Mounting Options - B, N

Electrical Accessories

N No Option

Coatings

G Gray (RAL 7040)

Battery

N No Option

Notes

- When ordering Beam Distribution W - Wide: Lumen Type = 7.
- When ordering Mounting Options "UMA" or "Retro-fit": Hardware Accessories = N.
- When ordering Mounting Option U - UMA Mounting Hub HZXW01, HZXW45, HZXS45 or HZXC34 are required. See page 37 for details.

DISCLAIMER. All product information provided is, to the best of Dialight's knowledge, accurate as of the date of publication. When ordering, refer to www.dialight.com for current versions of: (a) relevant product documentation (including the relevant product data sheets); (b) Dialight terms and conditions of sale; and, (c) the relevant product warranty. To the extent that any contract is deemed formed between Dialight and the purchaser of Dialight products and/or an end-user, versions of documents available at www.dialight.com as at the date of sale shall be the versions incorporated therein. In the event of any discrepancy between this document or information provided at www.dialight.com, the latter shall prevail.

Ordering Information

Vigilant® LED Area Light - 100-277 VAC, 120-250 VDC



100-277 VAC, 120-250 VDC Model

Part Number	Lumens	Wattage	lm/W	CCT	CRI	Lens	Beam Distribution	Controls Option	Mounting
ALU-7BC2-9DNW-NGN	9,000	66	136	CW	80	Tempered Glass	360°	Dimming	3/4" Conduit
ALU-5BC2-9DNW-NGN	8,300	66	126	CW	80	Polycarbonate Diffused	360°	Dimming	3/4" Conduit
ALU-7BC2-7DNW-NGN	7,300	52	140	CW	80	Tempered Glass	360°	Dimming	3/4" Conduit
ALU-5BC2-7DNW-NGN	6,700	52	129	CW	80	Polycarbonate Diffused	360°	Dimming	3/4" Conduit
ALU-5AC2-7DNW-NGN	6,600	52	127	CW	80	Polycarbonate Diffused	180°	Dimming	3/4" Conduit
ALU-7BC2-6DNW-NGN	5,700	40	143	CW	80	Tempered Glass	360°	Dimming	3/4" Conduit
ALU-5BC2-6DNW-NGN	5,300	40	133	CW	80	Polycarbonate Diffused	360°	Dimming	3/4" Conduit
ALU-5AC2-6DNW-NGN	5,100	40	128	CW	80	Polycarbonate Diffused	180°	Dimming	3/4" Conduit
ALU-7BC2-4DNW-NGN	4,200	30	140	CW	80	Tempered Glass	360°	Dimming	3/4" Conduit
ALU-5BC2-4DNW-NGN	3,900	30	130	CW	80	Polycarbonate Diffused	360°	Dimming	3/4" Conduit
ALU-7BC2-4DNW-NGN	4,200	30	140	CW	80	Tempered Glass	360°	Dimming	3/4" Conduit

All values typical unless otherwise stated (tolerance +/- 10%).

See ordering chart for additional options.

100-277 VAC, 120-250 VDC Model with Retro-fit Adapters

Part Number	Lumens	Wattage	lm/W	CCT	CRI	Lens	Beam Distribution	Controls Option	Mounting
ALU-7BC2-9DCN-NGN	9,000	66	136	CW	80	Tempered Glass	360°	Dimming	Crouse-Hinds Retro-fit
ALU-5BC2-9DCN-NGN	8,300	66	126	CW	80	Polycarbonate Diffused	360°	Dimming	Crouse-Hinds Retro-fit
ALU-5BC2-7DAN-NGN	6,700	69	97	CW	80	Polycarbonate Diffused	360°	Dimming	Appleton M III Retro-fit
ALU-5BC2-7DCN-NGN	6,700	52	129	CW	80	Polycarbonate Diffused	360°	Dimming	Crouse-Hinds Retro-fit
ALU-5BC2-7DGN-NGN	6,700	52	129	CW	80	Polycarbonate Diffused	360°	Dimming	GE H2 Retro-fit
ALU-7BC2-6DCN-NGN	5,700	40	143	CW	80	Tempered Glass	360°	Dimming	Crouse-Hinds Retro-fit
ALU-5BC2-6DAN-NGN	5,300	40	133	CW	80	Polycarbonate Diffused	360°	Dimming	Appleton M III Retro-fit
ALU-5BC2-6DCN-NGN	5,300	40	133	CW	80	Polycarbonate Diffused	360°	Dimming	Crouse-Hinds Retro-fit
ALU-5BC2-6DGN-NGN	5,300	40	133	CW	80	Polycarbonate Diffused	360°	Dimming	GE H2 Retro-fit
ALU-7AC2-4DAN-NGN	4,100	30	137	CW	80	Tempered Glass	180°	Dimming	Appleton M III Retro-fit


All values typical unless otherwise stated (tolerance +/- 10%).

See ordering chart for additional options.

DISCLAIMER. All product information provided is, to the best of Dialight's knowledge, accurate as of the date of publication. When ordering, refer to www.dialight.com for current versions of: (a) relevant product documentation (including the relevant product data sheets); (b) Dialight terms and conditions of sale; and, (c) the relevant product warranty. To the extent that any contract is deemed formed between Dialight and the purchaser of Dialight products and/or an end-user, versions of documents available at www.dialight.com as at the date of sale shall be the versions incorporated therein. In the event of any discrepancy between this document or information provided at www.dialight.com, the latter shall prevail.

Ordering Information

Vigilant® LED Area Light - 100-277 VAC, 120-250 VDC with Mounting Adapters



HZXW01



HZXS45



HZXW45

100-277 VAC, 120-250 VDC Model with Mounting Adapters

Part Number	Lumens	Wattage	lm/W	CCT	CRI	Lens	Beam Distribution	Controls Option	Mounting
ALU-7BC2-9DUN-NGN	9,000	66	136	CW	80	Tempered Glass	360°	Dimming	Universal Mounting Adapter
ALU-5BC2-9DUN-NGN	8,300	66	126	CW	80	Polycarbonate Diffused	360°	Dimming	Universal Mounting Adapter
ALU-5BC2-7DSN-NGN	6,700	68	99	CW	80	Polycarbonate Diffused	360°	Dimming	Stanchion 45°
ALU-5BC2-7DWN-NGN	6,700	52	129	CW	80	Polycarbonate Diffused	360°	Dimming	Wall Mount 45°
ALU-5AC2-7DSN-NGN	6,600	52	127	CW	80	Polycarbonate Diffused	180°	Dimming	Stanchion 45°
ALU-5AC2-7DWN-NGN	6,600	52	127	CW	80	Polycarbonate Diffused	180°	Dimming	Wall Mount 45°
ALU-7BC2-6DUN-NGN	5,700	40	143	CW	80	Tempered Glass	360°	Dimming	Universal Mounting Adapter
ALU-5BC2-6DSN-NGN	5,300	40	133	CW	80	Polycarbonate Diffused	360°	Dimming	Stanchion 45°
ALU-5BC2-6DUN-NGN	5,300	40	133	CW	80	Polycarbonate Diffused	360°	Dimming	Universal Mounting Adapter
ALU-5BC2-6DVN-NGN	5,300	40	133	CW	80	Polycarbonate Diffused	360°	Dimming	Wall Mount 0°
ALU-5BC2-6DWN-NGN	5,300	40	133	CW	80	Polycarbonate Diffused	360°	Dimming	Wall Mount 45°
ALU-5AC2-6DSN-NGN	5,100	40	128	CW	80	Polycarbonate Diffused	180°	Dimming	Stanchion 45°
ALU-5BC2-4DSN-NGN	3,900	30	130	CW	80	Polycarbonate Diffused	360°	Dimming	Stanchion 45°

All values typical unless otherwise stated (tolerance +/- 10%).

See ordering chart for additional options.

Vigilant® LED Area Light

Lumen Tables

100-277 VAC, 120-250 VDC									
Output Family	Beam Distribution	Lens	Wattage	Lumens 5000 CCT	5000 CCT lm/W	Lumens 4000 CCT	4000 CCT lm/W	Lumens 2700 CCT	2700 CCT lm/W
9,000	360°	Tempered Glass	66	9000	136	8800	134	8200	124
		Class I, Div 1 Glass		8600	131	8400	128	7900	120
		Polycarbonate		8300	127	8100	123	7600	115
	180°	Tempered Glass		8800	134	8600	131	8000	121
		Class I, Div 1 Glass		8400	128	8200	125	7700	117
		Polycarbonate		8100	124	7900	120	7400	112
7,300	360°	Tempered Glass	52	7300	140	7100	138	6700	129
		Class I, Div 1 Glass		7000	135	6800	132	6400	123
		Polycarbonate		6700	131	6500	126	6100	117
	180°	Tempered Glass		7100	138	6900	134	6500	125
		Class I, Div 1 Glass		6800	132	6600	128	6200	119
		Polycarbonate		6600	128	6400	124	6000	115
	Wide	Tempered Glass	64	7300	114	7100	112	6700	105
		Class I, Div 1 Glass		7000	110	6800	107	6400	100
		Polycarbonate		6700	106	6500	103	6100	95
5,700	360°	Tempered Glass	40	5700	143	5500	140	5200	130
		Class I, Div 1 Glass		5400	137	5200	132	4900	123
		Polycarbonate		5300	133	5100	130	4800	120
	180°	Tempered Glass		5500	140	5300	135	5000	125
		Class I, Div 1 Glass		5300	134	5100	130	4800	120
		Polycarbonate		5100	130	4900	125	4600	115
		Polycarbonate		5100	130	4900	125	4600	115
4,200	360°	Tempered Glass	30	4200	140	4100	137	3800	127
		Class I, Div 1 Glass		4000	134	3900	131	3600	120
		Polycarbonate		3900	130	3800	127	3900	130
	180°	Tempered Glass		4100	137	4000	134	4100	137
		Class I, Div 1 Glass		3900	132	3800	127	3900	130
		Polycarbonate		3800	127	3700	124	3400	113
		Polycarbonate		3800	127	3700	124	3400	113
3,100	360°	Tempered Glass	24	3100	129	3000	127	2800	117
		Class I, Div 1 Glass		2900	124	2900	121	2600	108
		Polycarbonate		2800	120	2700	114	2500	104
	180°	Tempered Glass		3000	127	2900	123	2700	113
		Class I, Div 1 Glass		2900	121	2800	118	2600	108
		Polycarbonate		2800	118	2700	114	2500	104
		Polycarbonate		2800	118	2700	114	2500	104

All values typical unless otherwise stated (tolerance +/- 10%).

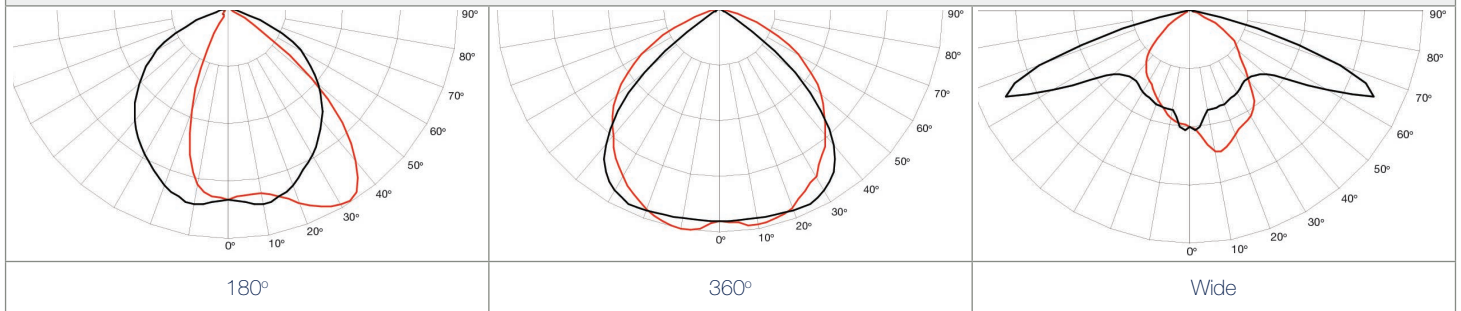
For lighting layouts, please find IES files at www.dialight.com

DISCLAIMER. All product information provided is, to the best of Dialight's knowledge, accurate as of the date of publication. When ordering, refer to www.dialight.com for current versions of: (a) relevant product documentation (including the relevant product data sheets); (b) Dialight terms and conditions of sale; and, (c) the relevant product warranty. To the extent that any contract is deemed formed between Dialight and the purchaser of Dialight products and/or an end-user, versions of documents available at www.dialight.com as at the date of sale shall be the versions incorporated therein. In the event of any discrepancy between this document or information provided at www.dialight.com, the latter shall prevail.

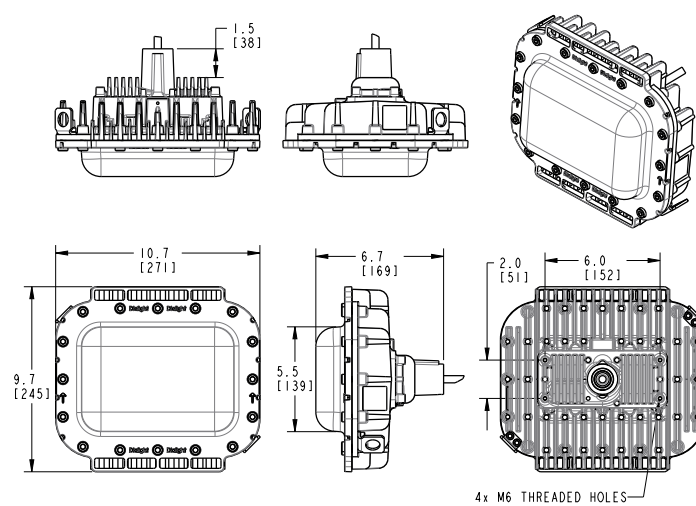
Vigilant® LED Area Light

Beam Distribution & Dimensional Drawings

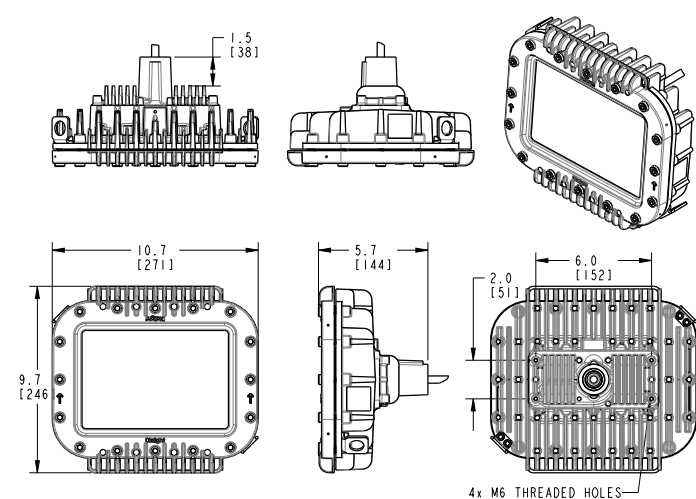
Beam Distribution



Polycarbonate Lens - Option 5




Tempered Glass Lens - Option 7



DISCLAIMER. All product information provided is, to the best of Dialight's knowledge, accurate as of the date of publication. When ordering, refer to www.dialight.com for current versions of: (a) relevant product documentation (including the relevant product data sheets); (b) Dialight terms and conditions of sale; and, (c) the relevant product warranty. To the extent that any contract is deemed formed between Dialight and the purchaser of Dialight products and/or an end-user, versions of documents available at www.dialight.com as at the date of sale shall be the versions incorporated therein. In the event of any discrepancy between this document or information provided at www.dialight.com, the latter shall prevail.

Vigilant® LED Area Light

Accessories



ALxxx2xDUNxGN

Fixtures are available with a universal mounting adapter factory installed, see product N-chart for details. Choose from one of the four available mounting options:

Wall Mount
HZXW0145° Wall Mount
HZXW4545° Stanchion Mount
HZXS4534mm Slip-fit Pole Mount
HZXC34

Certified to: UL 50E • CSA C22.2 No. 94.2-07

HZXSTAN100S

- 1.00" (1.315" Pole OD) Slip-fit stanchion mount

HZXSTAN125S

- 1.25" (1.660" Pole OD) Slip-fit stanchion mount

HZXSTAN150S

- 1.50" (1.900" Pole OD) Slip-fit stanchion mount

HZXSTAN200S

- 2.00" (2.375" Pole OD) Slip-fit stanchion mount



HZXSTAN100T

- 1.00" (1.315" Pole OD) NPT threaded stanchion mount

HZXSTAN125T

- 1.25" (1.660" Pole OD) NPT threaded stanchion mount

HZXSTAN150T

- 1.50" (1.900" Pole OD) NPT threaded stanchion mount

HZXSTAN200T

- 2.00" (2.375" Pole OD) NPT threaded stanchion mount



HZXW3

- 316 stainless steel bracket

HZXW7

- Aluminum bracket



HZXW4

- 316 stainless steel bracket with pipe clamp

HZXW8

- Aluminum bracket with pipe clamp



HZXSAFECBLS

- Safety cable kit



Certified to: UL 50E • UL 1203

ISA 12.12.01 • CSA C22.2 No. 94.2-07

HBXC1

- 0.75" NPT Ceiling mount



Certified to: UL 50E • CSA C22.2 No. 94.2-07

HZXJB075

- 0.75" Ceiling / Wall / Pole mount junction box

HZXJB100

- 1.00" Ceiling / Wall / Pole mount junction box

HZXJB125

- 1.25" Ceiling / Wall / Pole mount junction box

HZXJB150

- 1.50" Ceiling / Wall / Pole mount junction box



Certified to: UL 50E • CSA C22.2 No. 94.2-07

HZXJB075PC1

- 0.75" Junction box with photocell

HZXJB100PC1

- 1.00" Junction box with photocell

HZXJB125PC1

- 1.25" Junction box with photocell

HZXJB150PC1

- 1.50" Junction box with photocell

Please reference spec sheet at www.dialight.com for all dimensional drawings of mounting options.

DISCLAIMER. All product information provided is, to the best of Dialight's knowledge, accurate as of the date of publication. When ordering, refer to www.dialight.com for current versions of: (a) relevant product documentation (including the relevant product data sheets); (b) Dialight terms and conditions of sale; and, (c) the relevant product warranty. To the extent that any contract is deemed formed between Dialight and the purchaser of Dialight products and/or an end-user, versions of documents available at www.dialight.com as at the date of sale shall be the versions incorporated therein. In the event of any discrepancy between this document or information provided at www.dialight.com, the latter shall prevail.

Vigilant® LED Area Light

Retro-fit Options

Retro-fit adapters can be factory installed. See product ordering information for details.

Eaton's Crouse-Hinds – Champ®

GE Lighting Solutions – Filtr-Gard™

Holophane Petrolux® II, III

Thomas & Betts Hazlux®

Appleton® Mercmaster III

Appleton® Mercmaster II

Killark® Certilite® & Certilite® V



Eaton's Crouse-Hinds – Champ® - HZXTCH				
Pendant	Ceiling	Wall	Stanchion	Quad Mount
APM2	CM2	TWM2	JM5	QM25
APM3	CM3	TWM3	PM5	
HPM2				



GE Lighting Solutions – Filtr-Gard™ - HZXTHE				
Pendant	Ceiling	Wall	Stanchion	Quad Mount
3P	3F	3C	3W	5S
4P	4F		4W	6S
				5J, 6J



Holophane® Petrolux II, III - HZXTHP3				
Pendant	Universal	Stanchion	Ceiling	Wall
PD	UN	SA	CD	WL
GH		ST	CE	W
P		A	B, C, D	

Please reference spec sheet at www.dialight.com for all dimensional drawings of retro-fit options.

DISCLAIMER. All product information provided is, to the best of Dialight's knowledge, accurate as of the date of publication. When ordering, refer to www.dialight.com for current versions of: (a) relevant product documentation (including the relevant product data sheets); (b) Dialight terms and conditions of sale; and, (c) the relevant product warranty. To the extent that any contract is deemed formed between Dialight and the purchaser of Dialight products and/or an end-user, versions of documents available at www.dialight.com as at the date of sale shall be the versions incorporated therein. In the event of any discrepancy between this document or information provided at www.dialight.com, the latter shall prevail.

Vigilant® LED Area Light

Retro-fit Options



Thomas & Betts Hazlux® - HZXTHTB				
Pendant	Pendant Cone	Flexible Pendant	Ceiling	Wall
VP2	VA2	VF2	VC2	VB2
VP3	VA3	VF3	VC3	VB3
Wall	25° Angle Stanchion	25° Angle Stanchion	Straight Stanchion	Straight Stanchion
VB2-VIB	VS4	VS4-VIB	VL4	VL4-VIB
VB3-VIB	VS5	VS5-VIB	VL5	VL5-VIB



Appleton® Mercmaster III - HZXTHAP			
Pendant	Ceiling	Wall	Stanchion
KPA-75, 100	KPC-75	KPWB-75	KPS-125
KPAF-75, 100	KPC-100	KPWB-100	KPS-150
KPCH-75, 100			KPST-125
			KPST-150



Appleton® Mercmaster II - HZXTHM2			
Pendant	Ceiling	Wall	Stanchion
LPA-75	LPC-75	LPWB-75	LPS-125
LPA-100	LPC-100	LPWB-100	LPS-150



Killark® Certilite® & Certilite® V - HZXTHKL			
Pendant	Ceiling	Wall	Stanchion
VMA2B & VMA-2	VMX2B & VMX-2	VMB2B & VMB-2	VMD4B
VMA3B & VMA-3	VMX3B & VMX-3	VMB3B & VMB-3	VMD5B
VMC2B & VMC-2	VMX6B, 7B, 8B, 9B		VMS5B
VMC3B & VMC-3			
VMF2B, 3B			

Please reference spec sheet at www.dialight.com for all dimensional drawings of retro-fit options.

DISCLAIMER. All product information provided is, to the best of Dialight's knowledge, accurate as of the date of publication. When ordering, refer to www.dialight.com for current versions of: (a) relevant product documentation (including the relevant product data sheets); (b) Dialight terms and conditions of sale; and, (c) the relevant product warranty. To the extent that any contract is deemed formed between Dialight and the purchaser of Dialight products and/or an end-user, versions of documents available at www.dialight.com as at the date of sale shall be the versions incorporated therein. In the event of any discrepancy between this document or information provided at www.dialight.com, the latter shall prevail.

Vigilant® LED Linear

Low Profile - 10 year warranty

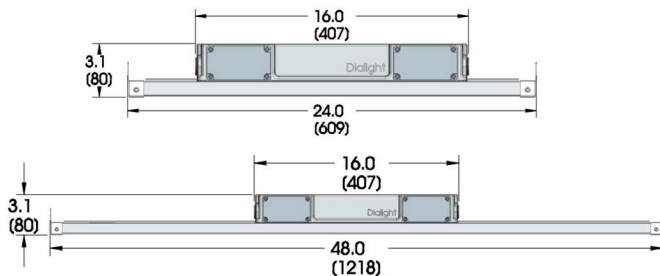


Certifications & Ratings

- UL 1598/A¹
- CSA C22.2 No. 250¹
- IP66/67
- NEMA 4X
- 2000 PSI hose-down rating²
- DLC Premium & Standard

¹ETL listed

²Internally tested



Dimensions in inches [mm]

Mechanical Information:

Fixture weight:	4' - 11 lb (5.0 kg) 2' - 8 lb (3.6 kg)
Shipping weight:	4' - 12 lb (5.4 kg) 2' - 9 lb (4.1 kg)
Mounting:	(4) 3/4" NPT openings Optional swivel bracket - LPXW4 Optional low profile bracket - LPXW4LP

Variable Dimming:

Variable dimming control:	0-10 VDC
Dimming range:	10 VDC = 100% light output 0 VDC = 5% light output

Electrical Specifications:

Operating voltage:	100-277 VAC, 50/60Hz 120-250 VDC
Power consumption:	See ordering information
Operating temp:	-40°F to +149°F (-40°C to +65°C)
EMC:	FCC Title 47, Subpart B, Section 15, Class A device. RF Immunity; 10V/m, 80MHz-1GHz
Surge protection:	EN 61000-4-5 6 kV line-to-line 6 kV line-to-ground
Harmonics:	IEC 61000-3-2 Class C ATHD<20%
Power factor:	> 0.9

Construction:

Finish:	Superior dual coat finish - Sealed polyester topcoat - Chemical resistant epoxy primer
Lens:	Polycarbonate

Photometric Information:


CRI:	80
CCT:	5000K (cool white) 4000K (neutral white)
IES files:	Available at www.dialight.com

All values typical unless otherwise stated (tolerance +/- 10%)

WARNING - INSTALLATION & SECONDARY RETENTION. Use of any Dialight products without proper installation (including secondary retention / netting) and periodic inspections could cause severe injury or death. Dialight recommends that all installations should use secondary retention / netting (appropriate to the installation environment) where applicable. It is the exclusive responsibility of the contractor, installer and/or end-user to: (a) determine the suitability of the product for its intended application; and, (b) ensure that the product is safely installed (with secondary retention / netting where appropriate) and in compliance with all applicable laws and regulations. To the extent permissible under applicable laws, Dialight disclaims all liability for personal injury and/or other damage resulting from any dislodgment or other dislocation of its products.

Ordering Information

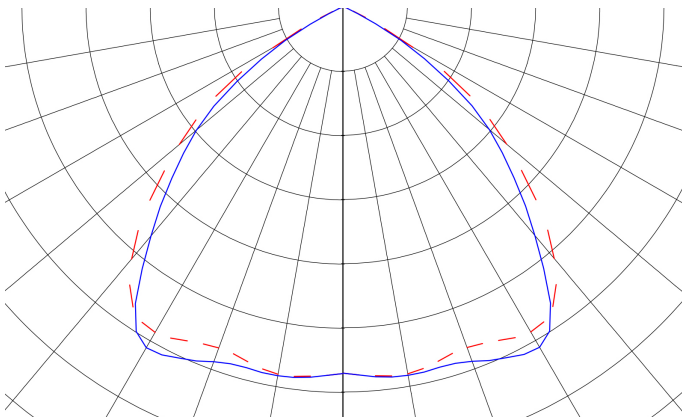
Vigilant® LED Linear - Low Profile - 10 year warranty



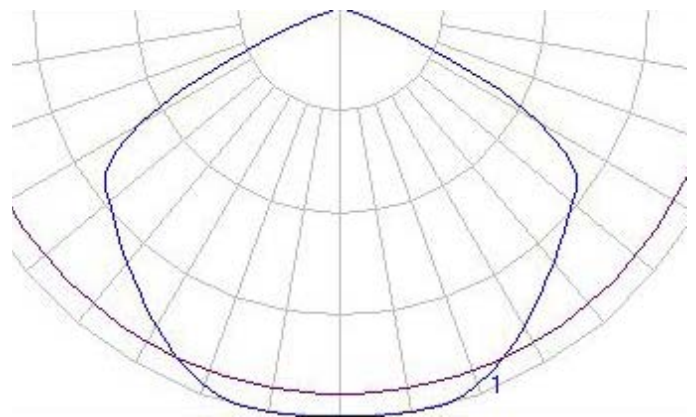
Part Number (x = CCT placeholder)	Length	CRI	Wattage	Fixture Lumens		lm/W		Voltage	Lens	Beam Distribution
				5000K	4000K	5000K	4000K			
LKU-4M(x)2-9DNN-NGN	4'	80	70	9,600	9,300	137	132	100-277 VAC / 120-250 VDC	Clear Polycarbonate	Medium
LKU-5M(x)2-9DNN-NGN	4'	80	70	8,800	8,500	125	121	100-277 VAC / 120-250 VDC	Diffused Polycarbonate	Medium
LKU-4W(x)2-9DNN-NGN	4'	80	70	9,600	9,300	137	132	100-277 VAC / 120-250 VDC	Clear Polycarbonate	Wide
LKU-4M(x)2-7DNN-NGN	4'	80	52	7,250	6,950	139	134	100-277 VAC / 120-250 VDC	Clear Polycarbonate	Medium
LKU-5M(x)2-7DNN-NGN	4'	80	52	6,550	6,250	126	120	100-277 VAC / 120-250 VDC	Diffused Polycarbonate	Medium
LKU-4W(x)2-7DNN-NGN	4'	80	52	7,250	6,950	139	134	100-277 VAC / 120-250 VDC	Clear Polycarbonate	Wide
LJU-4M(x)2-5DNN-NGN	2'	80	37	4,750	4,500	128	122	100-277 VAC / 120-250 VDC	Clear Polycarbonate	Medium
LJU-5M(x)2-5DNN-NGN	2'	80	37	4,450	4,200	120	114	100-277 VAC / 120-250 VDC	Diffused Polycarbonate	Medium
LJU-4W(x)2-5DNN-NGN	2'	80	37	4,750	4,500	128	122	100-277 VAC / 120-250 VDC	Clear Polycarbonate	Wide

All values typical unless otherwise stated (tolerance +/- 10%)
 CCT placeholders - C=5000K (cool white), N= 4000K (neutral white)
 For additional ordering options, please consult factory.

Medium



Wide



DISCLAIMER. All product information provided is, to the best of Dialight's knowledge, accurate as of the date of publication. When ordering, refer to www.dialight.com for current versions of: (a) relevant product documentation (including the relevant product data sheets); (b) Dialight terms and conditions of sale; and, (c) the relevant product warranty. To the extent that any contract is deemed formed between Dialight and the purchaser of Dialight products and/or an end-user, versions of documents available at www.dialight.com as at the date of sale shall be the versions incorporated therein. In the event of any discrepancy between this document or information provided at www.dialight.com, the latter shall prevail.

Vigilant® LED Linear

Top Conduit - 10 year warranty

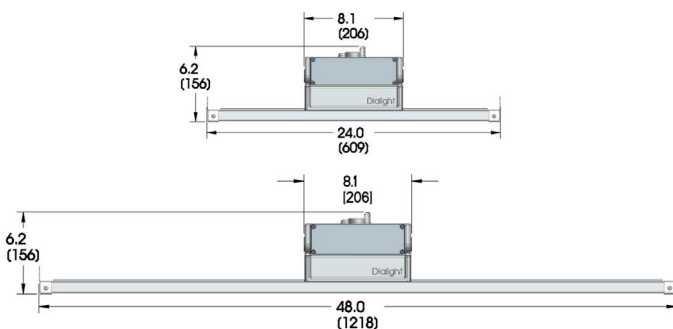


Certifications & Ratings

- UL 1598/A¹
- CSA C22.2 No. 250¹
- IP66/67
- NEMA 4X
- 2000 PSI hose-down rating²
- DLC Premium & Standard

¹ETL listed

²Internally tested



Dimensions in inches [mm]

Mechanical Information:

Fixture weight:	4' - 11 lb (5.0 kg) 2' - 8 lb (3.6 kg)
Shipping weight:	4' - 12 lb (5.4 kg) 2' - 9 lb (4.1 kg)
Mounting:	(4) 3/4" NPT openings Optional swivel bracket - LTXW4 Optional low profile bracket - LTXW4LP

Variable Dimming:

Variable dimming control:	0-10 VDC
Dimming range:	10 VDC = 100% light output 0 VDC = 5% light output

Electrical Specifications:

Operating voltage:	100-277 VAC, 50/60Hz 120-250 VDC
Power consumption:	See ordering information
Operating temp:	-40°F to +149°F (-40°C to +65°C)
EMC:	FCC Title 47, Subpart B, Section 15, Class A device. RF Immunity; 10V/m, 80MHz-1GHz
Surge protection:	EN 61000-4-5 6 kV line-to-line 6 kV line-to-ground
Harmonics:	IEC 61000-3-2 Class C ATHD<20%
Power factor:	> 0.9

Construction:

Finish:	Superior dual coat finish - Sealed polyester topcoat - Chemical resistant epoxy primer
Lens:	Polycarbonate

Photometric Information:

CRI:	80
CCT:	5000K (cool white) 4000K (neutral white)
IES files:	Available at www.dialight.com

All values typical unless otherwise stated (tolerance +/- 10%)

WARNING - INSTALLATION & SECONDARY RETENTION. Use of any Dialight products without proper installation (including secondary retention / netting) and periodic inspections could cause severe injury or death. Dialight recommends that all installations should use secondary retention / netting (appropriate to the installation environment) where applicable. It is the exclusive responsibility of the contractor, installer and/or end-user to: (a) determine the suitability of the product for its intended application; and, (b) ensure that the product is safely installed (with secondary retention / netting where appropriate) and in compliance with all applicable laws and regulations. To the extent permissible under applicable laws, Dialight disclaims all liability for personal injury and/or other damage resulting from any dislodgment or other dislocation of its products.

Ordering Information

Vigilant® LED Linear - Top Conduit - 10 year warranty



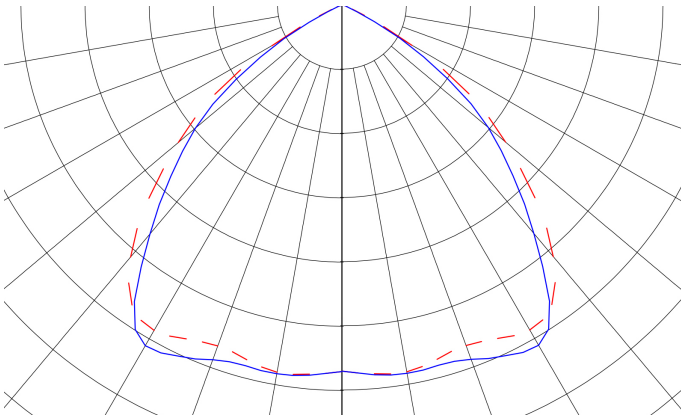
Part Number (x = CCT placeholder)	Length	CRI	Wattage	Fixture Lumens		lm/W		Voltage	Lens	Beam Distribution
				5000K	4000K	5000K	4000K			
LHU-4M(x)2-9DNN-NGN	4'	80	70	9,600	9,300	137	132	100-277 VAC / 120-250 VDC	Clear Polycarbonate	Medium
LHU-5M(x)2-9DNN-NGN	4'	80	70	8,800	8,500	125	121	100-277 VAC / 120-250 VDC	Diffused Polycarbonate	Medium
LHU-4W(x)2-9DNN-NGN	4'	80	70	9,600	9,300	137	132	100-277 VAC / 120-250 VDC	Clear Polycarbonate	Wide
LHU-4M(x)2-7DNN-NGN	4'	80	52	7,250	6,950	139	134	100-277 VAC / 120-250 VDC	Clear Polycarbonate	Medium
LHU-5M(x)2-7DNN-NGN	4'	80	52	6,550	6,250	126	120	100-277 VAC / 120-250 VDC	Diffused Polycarbonate	Medium
LHU-4W(x)2-7DNN-NGN	4'	80	52	7,250	6,950	139	134	100-277 VAC / 120-250 VDC	Clear Polycarbonate	Wide
LGU-4M(x)2-5DNN-NGN	2'	80	37	4,750	4,500	128	122	100-277 VAC / 120-250 VDC	Clear Polycarbonate	Medium
LGU-5M(x)2-5DNN-NGN	2'	80	37	4,450	4,200	120	114	100-277 VAC / 120-250 VDC	Diffused Polycarbonate	Medium
LGU-4W(x)2-5DNN-NGN	2'	80	37	4,750	4,500	128	122	100-277 VAC / 120-250 VDC	Clear Polycarbonate	Wide

All values typical unless otherwise stated (tolerance +/- 10%)

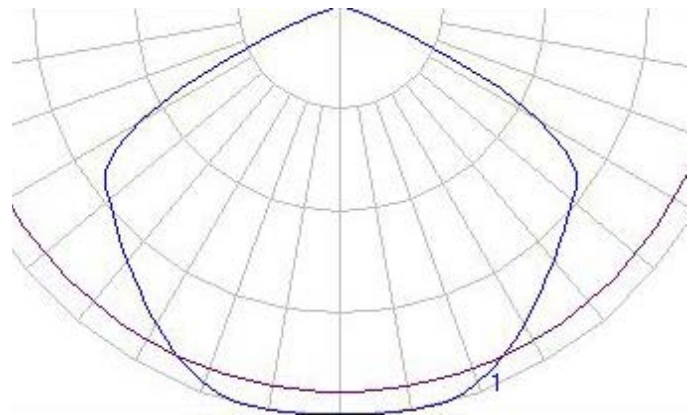
CCT placeholders - C=5000K (cool white), N= 4000K (neutral white)

For additional ordering options, please consult factory.

Medium



Wide



DISCLAIMER. All product information provided is, to the best of Dialight's knowledge, accurate as of the date of publication. When ordering, refer to www.dialight.com for current versions of: (a) relevant product documentation (including the relevant product data sheets); (b) Dialight terms and conditions of sale; and, (c) the relevant product warranty. To the extent that any contract is deemed formed between Dialight and the purchaser of Dialight products and/or an end-user, versions of documents available at www.dialight.com as at the date of sale shall be the versions incorporated therein. In the event of any discrepancy between this document or information provided at www.dialight.com, the latter shall prevail.

DuroSite® LED Floodlight

Technical Specifications



Standard Models



Slipfitter Models

Ratings and Certifications

- 10 year warranty
- L70 rated for >100,000 hours
- CSA C22.2 No. 250
- UL 1598/A
- IP66/67
- IK07 (tempered glass) / IK10 (polycarbonate)
- NEMA 4X

*All features not available on every model. Please refer to product part number pages for model specifics.

Mechanical Information

Fixture weight:	30 lb (13.6 kg)
Shipping weight:	34 lb (15.4 kg)
EPA (Sq.ft):	1.66 sq.ft
Mounting:	304 stainless steel trunnion mount (standard), integrated slip-fit mount (optional) Secondary retention standard
Entry:	(2) 3/4" NPT cable entry

Specifications

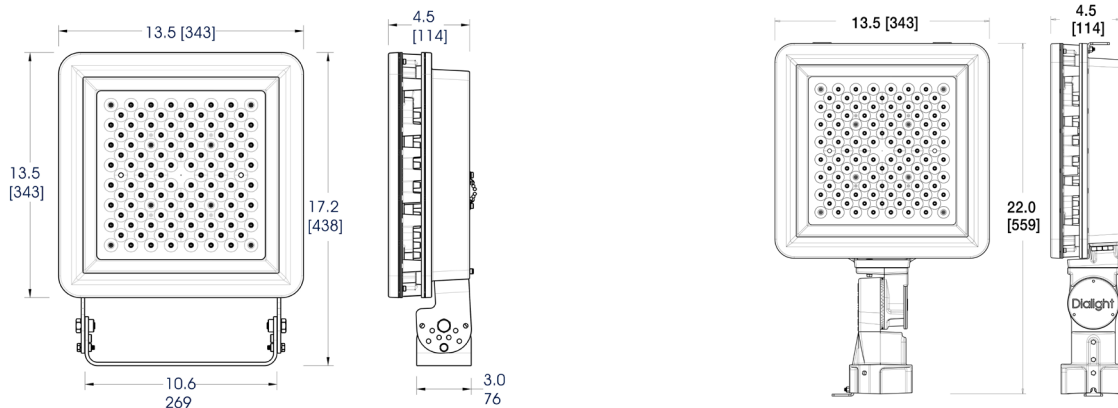
Voltage options:	100-277 VAC	Housing:	Copper-free aluminum
	347/480 VAC		Tempered glass
Operating temp:	-40°F to +149°F (-40°C to +65°C)	Lens:	Polycarbonate
Power factor:	>0.9	CRI:	75
THD:	<20%	CCT:	5000K (cool white)
Surge protection:	IEC 61000-4-5 6kV line-to-line, 6kV line-to-ground		4000K (neutral white)

Comparison

	Warranty	L70
Dialight LED Floodlight	10yr	>100,000
Metal Halide	1	6,000
High Pressure Sodium	1	20,000

Lumens	Wattage	lm/W	Mounting Heights
15,000	135	111	30'
14,750	135	109	
13,500	140	96	
11,500	106	108	
11,250	106	106	
11,000	106	104	
10,750	106	101	
10,500	106	99	15'

Dimensions



Dimensions in inches [mm]

WARNING - INSTALLATION & SECONDARY RETENTION. Use of any Dialight products without proper installation (including secondary retention / netting) and periodic inspections could cause severe injury or death. Dialight recommends that all installations should use secondary retention / netting (appropriate to the installation environment) where applicable. It is the exclusive responsibility of the contractor, installer and/or end-user to: (a) determine the suitability of the product for its intended application; and, (b) ensure that the product is safely installed (with secondary retention / netting where appropriate) and in compliance with all applicable laws and regulations. To the extent permissible under applicable laws, Dialight disclaims all liability for personal injury and/or other damage resulting from any dislodgment or other dislocation of its products.

DuroSite® LED Floodlight

Ordering Information - Trunnion Mount Models

Legacy Part Number	New Part Number	Fixture Lumens	Wattage	lm/W	Voltage	CCT	Beam Distribution
100-277 VAC Models - Tempered Glass Lens							
FLW466NC4NG	FLU76B2BNTNNGN	15,000	135	111	100-277 VAC	5000K (cool white)	NEMA 6 (115°)
FLW476NC4NG	FLU77B2BNTNNGN	14,750	135	109	100-277 VAC	5000K (cool white)	NEMA 7x6 (140° x 115°)
FLW467NC4NG	FLU78B2BNTNNGN	14,750	135	109	100-277 VAC	5000K (cool white)	NEMA 6x7 (115° x 140°)
FLW455NC4NG	FLU75B2BNTNNGN	14,500	140	104	100-277 VAC	5000K (cool white)	NEMA 5 (93°)
FLW444NC4NG	FLU74B2BNTNNGN	14,500	140	104	100-277 VAC	5000K (cool white)	NEMA 4 (52°)
FLW422NC4NG	FLU72B2BNTNNGN	13,500	140	96	100-277 VAC	5000K (cool white)	NEMA 2 (23°)
FLW276NC2NG	FLU77B2ANTNNGN	11,500	106	108	100-277 VAC	5000K (cool white)	NEMA 7x6 (140° x 115°)
FLW267NC2NG	FLU78B2ANTNNGN	11,500	106	108	100-277 VAC	5000K (cool white)	NEMA 6x7 (115° x 140°)
FLW266NC2NG	FLU76B2ANTNNGN	11,250	106	106	100-277 VAC	5000K (cool white)	NEMA 6 (115°)
FLW255NC2NG	FLU75B2ANTNNGN	11,000	106	104	100-277 VAC	5000K (cool white)	NEMA 5 (93°)
FLW244NC2NG	FLU74B2ANTNNGN	10,500	106	99	100-277 VAC	5000K (cool white)	NEMA 4 (52°)
FLW222NC2NG	FLU72B2ANTNNGN	10,750	106	101	100-277 VAC	5000K (cool white)	NEMA 2 (23°)
100-277 VAC Models - Polycarbonate Lens							
FLW466NC4NP	FLU46B2BNTNNGN	14,000	135	104	100-277 VAC	5000K (cool white)	NEMA 6 (115°)
FLW476NC4NP	FLU47B2BNTNNGN	13,750	135	102	100-277 VAC	5000K (cool white)	NEMA 7x6 (140° x 115°)
FLW467NC4NP	FLU48B2BNTNNGN	13,750	135	102	100-277 VAC	5000K (cool white)	NEMA 6x7 (115° x 140°)
FLW455NC4NP	FLU45B2BNTNNGN	13,500	140	96	100-277 VAC	5000K (cool white)	NEMA 5 (93°)
FLW444NC4NP	FLU44B2BNTNNGN	13,500	140	96	100-277 VAC	5000K (cool white)	NEMA 4 (52°)
FLW422NC4NP	FLU42B2BNTNNGN	12,500	140	89	100-277 VAC	5000K (cool white)	NEMA 2 (23°)
FLW276NC2NP	FLU47B2ANTNNGN	10,500	106	99	100-277 VAC	5000K (cool white)	NEMA 7x6 (140° x 115°)
FLW267NC2NP	FLU48B2ANTNNGN	10,500	106	99	100-277 VAC	5000K (cool white)	NEMA 6x7 (115° x 140°)
FLW266NC2NP	FLU46B2ANTNNGN	10,250	106	97	100-277 VAC	5000K (cool white)	NEMA 6 (115°)
FLW255NC2NP	FLU45B2ANTNNGN	10,000	106	94	100-277 VAC	5000K (cool white)	NEMA 5 (93°)
FLW244NC2NP	FLU44B2ANTNNGN	9,500	106	90	100-277 VAC	5000K (cool white)	NEMA 4 (52°)
FLW222NC2NP	FLU42B2ANTNNGN	9,750	106	92	100-277 VAC	5000K (cool white)	NEMA 2 (23°)
347/480 VAC Models - Tempered Glass Lens Only							
FLW466NC5NG	FLU76B5BNTNNGN	15,000	135	111	347/480 VAC	5000K (cool white)	NEMA 6 (115°)
FLW476NC5NG	FLU77B5BNTNNGN	14,750	135	109	347/480 VAC	5000K (cool white)	NEMA 7x6 (140° x 115°)
FLW467NC5NG	FLU78B5BNTNNGN	14,750	135	109	347/480 VAC	5000K (cool white)	NEMA 6x7 (115° x 140°)
FLW455NC5NG	FLU75B5BNTNNGN	14,500	140	104	347/480 VAC	5000K (cool white)	NEMA 5 (93°)
FLW444NC5NG	FLU74B5BNTNNGN	14,500	140	104	347/480 VAC	5000K (cool white)	NEMA 4 (52°)
FLW422NC5NG	FLU72B5BNTNNGN	13,500	140	96	347/480 VAC	5000K (cool white)	NEMA 2 (23°)
FLW276NC5NG	FLU77B5ANTNNGN	11,750	112	105	347/480 VAC	5000K (cool white)	NEMA 7x6 (140° x 115°)
FLW267NC5NG	FLU78B5ANTNNGN	11,750	112	105	347/480 VAC	5000K (cool white)	NEMA 6x7 (115° x 140°)
FLW266NC5NG	FLU76B5ANTNNGN	11,250	112	100	347/480 VAC	5000K (cool white)	NEMA 6 (115°)
FLW255NC5NG	FLU75B5ANTNNGN	10,000	112	89	347/480 VAC	5000K (cool white)	NEMA 5 (93°)
FLW244NC5NG	FLU74B5ANTNNGN	10,000	112	89	347/480 VAC	5000K (cool white)	NEMA 4 (52°)
FLW222NC5NG	FLU72B5ANTNNGN	10,000	112	89	347/480 VAC	5000K (cool white)	NEMA 2 (23°)

All values typical unless otherwise stated (tolerance +/- 10%).

Part numbers listed in the table above are cool white. For neutral white models, replace the 8th character with an **N**. For bronze powder coat, replace the 10th character with a **Z**.

DISCLAIMER. All product information provided is, to the best of Dialight's knowledge, accurate as of the date of publication. When ordering, refer to www.dialight.com for current versions of: (a) relevant product documentation (including the relevant product data sheets); (b) Dialight terms and conditions of sale; and, (c) the relevant product warranty. To the extent that any contract is deemed formed between Dialight and the purchaser of Dialight products and/or an end-user, versions of documents available at www.dialight.com as at the date of sale shall be the versions incorporated therein. In the event of any discrepancy between this document or information provided at www.dialight.com, the latter shall prevail.

DuroSite® LED Floodlight

Ordering Information - Integrated Slip-Fit Models

Legacy Part Number	New Part Number	Fixture Lumens	Wattage	lm/W	Voltage	CCT	Beam Distribution
100-277 VAC Models - Tempered Glass Lens							
FLW466SC4NG	FLU76B2BNSNNGN	15,000	135	111	100-277 VAC	5000K (cool white)	NEMA 6 (115°)
FLW476SC4NG	FLU77B2BNSNNGN	14,750	135	109	100-277 VAC	5000K (cool white)	NEMA 7x6 (140° x 115°)
FLW467SC4NG	FLU78B2BNSNNGN	14,750	135	109	100-277 VAC	5000K (cool white)	NEMA 6x7 (115° x 140°)
FLW455SC4NG	FLU75B2BNSNNGN	14,500	140	104	100-277 VAC	5000K (cool white)	NEMA 5 (93°)
FLW444SC4NG	FLU74B2BNSNNGN	14,500	140	104	100-277 VAC	5000K (cool white)	NEMA 4 (52°)
FLW422SC4NG	FLU72B2BNSNNGN	13,500	140	96	100-277 VAC	5000K (cool white)	NEMA 2 (23°)
FLW276SC2NG	FLU77B2ANSNNGN	11,500	106	108	100-277 VAC	5000K (cool white)	NEMA 7x6 (140° x 115°)
FLW267SC2NG	FLU78B2ANSNNGN	11,500	106	108	100-277 VAC	5000K (cool white)	NEMA 6x7 (115° x 140°)
FLW266SC2NG	FLU76B2ANSNNGN	11,250	106	106	100-277 VAC	5000K (cool white)	NEMA 6 (115°)
FLW255SC2NG	FLU75B2ANSNNGN	11,000	106	104	100-277 VAC	5000K (cool white)	NEMA 5 (93°)
FLW244SC2NG	FLU74B2ANSNNGN	10,500	106	99	100-277 VAC	5000K (cool white)	NEMA 4 (52°)
FLW222SC2NG	FLU72B2ANSNNGN	10,750	106	101	100-277 VAC	5000K (cool white)	NEMA 2 (23°)
100-277 VAC Models - Polycarbonate Lens							
FLW466SC4NP	FLU46B2BNSNNGN	14,000	135	104	100-277 VAC	5000K (cool white)	NEMA 6 (115°)
FLW476SC4NP	FLU47B2BNSNNGN	13,750	135	102	100-277 VAC	5000K (cool white)	NEMA 7x6 (140° x 115°)
FLW467SC4NP	FLU48B2BNSNNGN	13,750	135	102	100-277 VAC	5000K (cool white)	NEMA 6x7 (115° x 140°)
FLW455SC4NP	FLU45B2BNSNNGN	13,500	140	96	100-277 VAC	5000K (cool white)	NEMA 5 (93°)
FLW444SC4NP	FLU44B2BNSNNGN	13,500	140	96	100-277 VAC	5000K (cool white)	NEMA 4 (52°)
FLW422SC4NP	FLU42B2BNSNNGN	12,500	140	89	100-277 VAC	5000K (cool white)	NEMA 2 (23°)
FLW276SC2NP	FLU47B2ANSNNGN	10,500	106	99	100-277 VAC	5000K (cool white)	NEMA 7x6 (140° x 115°)
FLW267SC2NP	FLU48B2ANSNNGN	10,500	106	99	100-277 VAC	5000K (cool white)	NEMA 6x7 (115° x 140°)
FLW266SC2NP	FLU46B2ANSNNGN	10,250	106	97	100-277 VAC	5000K (cool white)	NEMA 6 (115°)
FLW255SC2NP	FLU45B2ANSNNGN	10,000	106	94	100-277 VAC	5000K (cool white)	NEMA 5 (93°)
FLW244SC2NP	FLU44B2ANSNNGN	9,500	106	90	100-277 VAC	5000K (cool white)	NEMA 4 (52°)
FLW222SC2NP	FLU42B2ANSNNGN	9,750	106	92	100-277 VAC	5000K (cool white)	NEMA 2 (23°)
347/480 VAC Models - Tempered Glass Lens Only							
FLW466SC5NG	FLU76B5BNSNNGN	15,000	135	111	347/480 VAC	5000K (cool white)	NEMA 6 (115°)
FLW476SC5NG	FLU77B5BNSNNGN	14,750	135	109	347/480 VAC	5000K (cool white)	NEMA 7x6 (140° x 115°)
FLW467SC5NG	FLU78B5BNSNNGN	14,750	135	109	347/480 VAC	5000K (cool white)	NEMA 6x7 (115° x 140°)
FLW455SC5NG	FLU75B5BNSNNGN	14,500	140	104	347/480 VAC	5000K (cool white)	NEMA 5 (93°)
FLW444SC5NG	FLU74B5BNSNNGN	14,500	140	104	347/480 VAC	5000K (cool white)	NEMA 4 (52°)
FLW422SC5NG	FLU72B5BNSNNGN	13,500	140	96	347/480 VAC	5000K (cool white)	NEMA 2 (23°)
FLW276SC5NG	FLU77B5ANSNNGN	11,750	112	105	347/480 VAC	5000K (cool white)	NEMA 7x6 (140° x 115°)
FLW267SC5NG	FLU78B5ANSNNGN	11,750	112	105	347/480 VAC	5000K (cool white)	NEMA 6x7 (115° x 140°)
FLW266SC5NG	FLU76B5ANSNNGN	11,250	112	100	347/480 VAC	5000K (cool white)	NEMA 6 (115°)
FLW255SC5NG	FLU75B5ANSNNGN	10,000	112	89	347/480 VAC	5000K (cool white)	NEMA 5 (93°)
FLW244SC5NG	FLU74B5ANSNNGN	10,000	112	89	347/480 VAC	5000K (cool white)	NEMA 4 (52°)
FLW222SC5NG	FLU72B5ANSNNGN	10,000	112	89	347/480 VAC	5000K (cool white)	NEMA 2 (23°)

All values typical unless otherwise stated (tolerance +/- 10%).

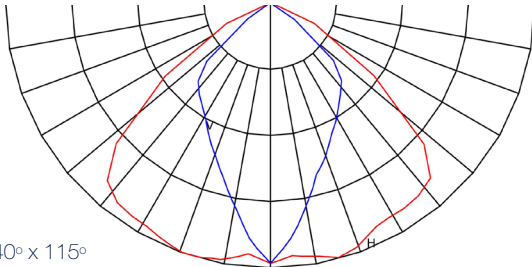
Part numbers listed in the table above are cool white. For neutral white models, replace the 8th character with an **N**. For bronze powder coat, replace the 10th character with a **Z**.

DISCLAIMER. All product information provided is, to the best of Dialight's knowledge, accurate as of the date of publication. When ordering, refer to www.dialight.com for current versions of: (a) relevant product documentation (including the relevant product data sheets); (b) Dialight terms and conditions of sale; and, (c) the relevant product warranty. To the extent that any contract is deemed formed between Dialight and the purchaser of Dialight products and/or an end-user, versions of documents available at www.dialight.com as at the date of sale shall be the versions incorporated therein. In the event of any discrepancy between this document or information provided at www.dialight.com, the latter shall prevail.

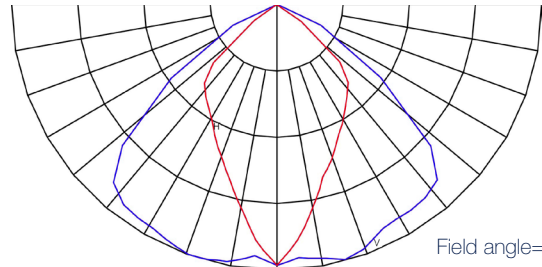
DuroSite® LED Floodlight

Beam Distributions & Accessories

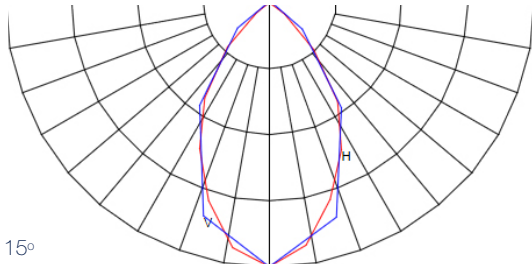
NEMA 7x6
Field angle=140° x 115°



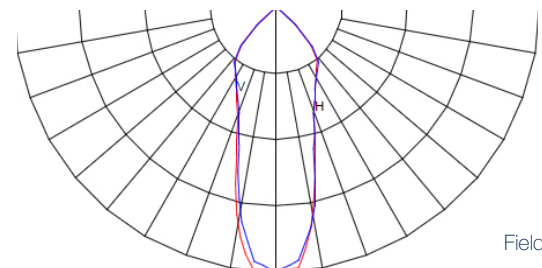
NEMA 6x7
Field angle= 115° x 140°



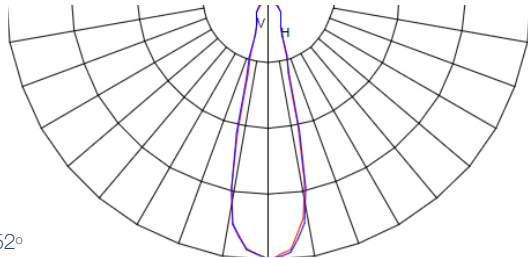
NEMA 6
Field angle = 115°



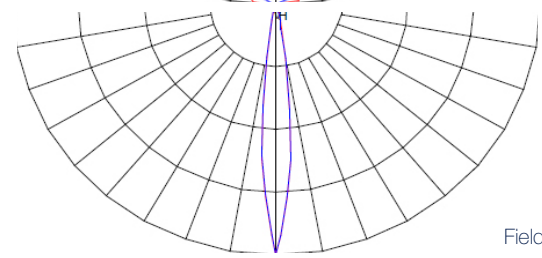
NEMA 5
Field angle = 93°



NEMA 4
Field angle = 52°



NEMA 2
Field angle = 23°



FLX-3RPA-20DB

- Reducer for 3" OD round pole top to 2-3/8" light mount

FLX-4RPA-20DB

- Reducer for 4" OD round pole top to 2-3/8" light mount

FLX-1TPT-20DB

- Tenon pole topper, 2-3/8" mount

FLX-2LBH-20DB

- Bull horn for 2 lights, 2-3/8" mount, 21" spacing

FLX-4LBH-20DB

- Bull horn for 4 lights, 2-3/8" mount, 21" spacing

HZXCBL2

- Stainless steel safety cable kit

FLX-1RAB-20DB

- Tenon pole topper, 2-3/8" mount

FLX-3LBH-20DB

- Bull horn for 3 lights, 2-3/8" mount, 21" spacing

FLX-4RBH-20DB

- Bull horn for 4 lights in star configuration, 2-3/8" mount, 21" spacing

FLX-4SPA-20DB

- Internal tenon adapter for 4" square pole top to 2-3/8" light mount

FLX-5SPA-20DB

- 5" square pole top to 2-3/8" light mount

FLX-6SPA-20DB

- 6" square pole top to 2-3/8" light mount

FLX-2RSR-20DB

- Round square round bracket for 2 lights, 2-3/8" mount, 21" spacing

FLX-3RSR-20DB

- Round square round bracket for 3 lights, 2-3/8" mount, 21" spacing

FLX-4RSR-20DB

- Round square round bracket for 4 lights, 2-3/8" mount, 21" spacing

DISCLAIMER. All product information provided is, to the best of Dialight's knowledge, accurate as of the date of publication. When ordering, refer to www.dialight.com for current versions of: (a) relevant product documentation (including the relevant product data sheets); (b) Dialight terms and conditions of sale; and, (c) the relevant product warranty. To the extent that any contract is deemed formed between Dialight and the purchaser of Dialight products and/or an end-user, versions of documents available at www.dialight.com as at the date of sale shall be the versions incorporated therein. In the event of any discrepancy between this document or information provided at www.dialight.com, the latter shall prevail.

DuroSite® LED Area Light

347/480 VAC

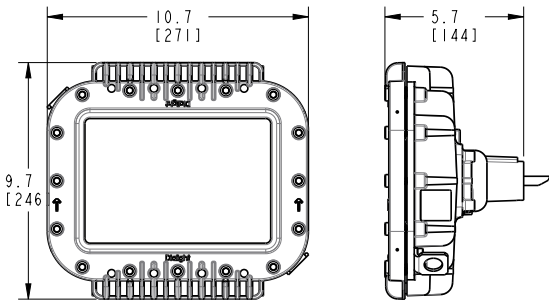


Certifications & Ratings*

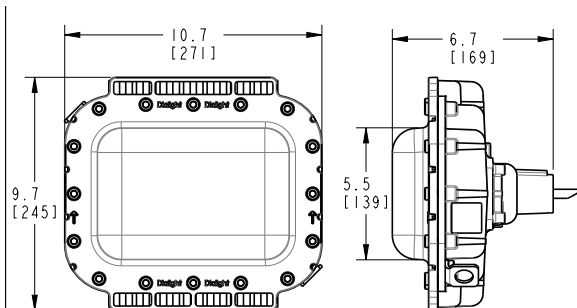
- 5 year warranty
- UL 1598/A
- CSA C22.2 No. 250
- IP66 / 67
- NEMA 4X
- L70 > 100,000 hours @ 25°C

*ETL listed

Tempered Glass Lens



Polycarbonate Lens



Dimensions in inches [mm]

Mechanical Information:

Fixture weight:	10 lb (4.5 kg) - Polycarbonate lens 12 lb (5.5 kg) - Tempered glass lens
with stainless steel bracket:	13 lb (5.9 kg) - Polycarbonate lens 15 lb (6.8 kg) - Tempered glass lens
Shipping weight:	Add 2 lb (0.91 kg) to weights above
Cabling:	10' (3.5 m) 5 conductor SOOW 14" (0.4 m) 5 conductor SOOW Terminal block option available for wall, wall 45° and stanchion 45°
Impact rating:	IK10 - Polycarbonate lens IK07 - Tempered glass lens
Cabling:	10' ST00W 1.02 mm 18 AWG
Mounting:	Secondary retention standard

Electrical Specifications:

Operating voltage:	347/480 VAC
Total system power consumption:	See table
Operating temperature:	-40°F to +149°F (-40°C to +65°C)
EMC:	FCC Title 47, Subpart B, Section 15, Class A device CISPR-15 RF Immunity 20V/m 80MHz-1GHz.
Transient protection:	6 kV, 2 Ohm line-line and line-ground
Harmonics:	IEC 61000-3-2, Class C
THD:	< 20%
Power factor:	> 0.9

Construction:

Housing:	Copper-free aluminum
Finish:	Superior dual coat finish - Sealed polyester topcoat
Lens:	Hard-coated polycarbonate Tempered glass

Photometric Information:

CRI:	75
CCT:	5000K (cool white)
Optics:	360° 180° forward throw for 45° mounting Wide for 0° mounting

All values typical unless otherwise stated (tolerance +/- 10%)

WARNING - INSTALLATION & SECONDARY RETENTION. Use of any Dialight products without proper installation (including secondary retention / netting) and periodic inspections could cause severe injury or death. Dialight recommends that all installations should use secondary retention / netting (appropriate to the installation environment) where applicable. It is the exclusive responsibility of the contractor, installer and/or end-user to: (a) determine the suitability of the product for its intended application; and, (b) ensure that the product is safely installed (with secondary retention / netting where appropriate) and in compliance with all applicable laws and regulations. To the extent permissible under applicable laws, Dialight disclaims all liability for personal injury and/or other damage resulting from any dislodgment or other dislocation of its products.

DuroSite® LED Area Light

347/480 VAC



Project Information	
Part Number:	
Project:	
Fixture Type:	Date:

Specifications

Ordering Information

AL	-	U	-		-		-	B	-	5	-		-	N	-		-		-	N	-	G	-	N
Product Code		Cert.		Lens Material		Beam Dist.		CCT & CRI		Oper. Voltage		Lumen Type		Controls		Mounting Options		HW Access.		Elect. Access.		Coatings		Battery
<div> <div>Product Code</div> <div>Cert.</div> <div>Lens Material</div> <div>Beam Dist.</div> <div>CCT & CRI</div> <div>Oper. Voltage</div> <div>Lumen Type</div> <div>Controls</div> <div>Mounting Options</div> <div>HW Access.</div> <div>Elect. Access.</div> <div>Coatings</div> <div>Battery</div> </div>																								
Product Code AL Area Light				CCT & CRI B Cool White 5000K - 70 CRI				Mounting Options <div> <div>Retro-fit Adapter</div> <div>Universal Mounting Adapter (UMA)</div> </div>				Hardware Accessories N For Mounting Options - A, C, G, H, K, M, S, U, V, W, Y (individual wire leads are terminated in adapter housing) W 10 ft (3 meter) Power Cable for Mounting Options - B, N												
Certification U UL 1598/A CSA 22.2 No. 250.0				Operating Voltage 5 347/480 VAC				Lumen Type 4 3.1 - 4K 5 4.1 - 5K 6 5.1 - 6K 7 6.1 - 7K				Controls N No Options				Electrical Accessories N No Option								
Lens Material 5 Polycarbonate - Diffused 7 Tempered Glass				Coatings G Gray (RAL 7040)				Battery N No Option																
Beam Distribution A 180° B 360°																								

Notes

- When using "UMA" or "Retro-fit" mounting options, Hardware Accessories = N.
- Not all lumen options available for all voltage options, consult table.

347/480 VAC Model


Part Number	Lumens	Wattage	lm/W	CCT	CRI	Lens	Beam Distribution	Controls Option	Mounting
ALU-7BB5-6NNW-NGN	6,000	58	103	CW	75	Tempered Glass	360°	No Dimming	3/4" Conduit
ALU-5BB5-6NNW-NGN	5,700	58	98	CW	75	Polycarbonate Diffused	360°	No Dimming	3/4" Conduit
ALU-7BB5-5NNW-NGN	5,000	47	106	CW	75	Tempered Glass	360°	No Dimming	3/4" Conduit

All values typical unless otherwise stated (tolerance +/- 10%).

DISCLAIMER. All product information provided is, to the best of Dialight's knowledge, accurate as of the date of publication. When ordering, refer to www.dialight.com for current versions of: (a) relevant product documentation (including the relevant product data sheets); (b) Dialight terms and conditions of sale; and, (c) the relevant product warranty. To the extent that any contract is deemed formed between Dialight and the purchaser of Dialight products and/or an end-user, versions of documents available at www.dialight.com as at the date of sale shall be the versions incorporated therein. In the event of any discrepancy between this document or information provided at www.dialight.com, the latter shall prevail.

DuroSite® LED Area Light

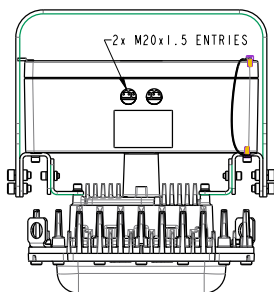
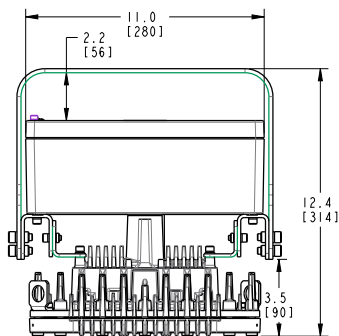
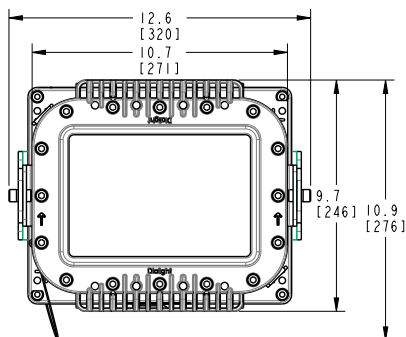
120-277 VAC Battery Backup



Certifications & Ratings*

- 5 year warranty
- UL 1598/A
- CSA C22.2 No. 250
- IP66 / 67
- NEMA 4X
- Maintained or sustained modes selectable via jumper

*ETL listed



Dimensions in inches [mm]

Mechanical Information:

Fixture weight:	35 lb (15.9 kg) - Polycarbonate lens 37 lb (16.8 kg) - Tempered glass lens
Shipping weight:	Add 2 lb (0.91 kg) to weights above
Impact rating:	IK10 - Polycarbonate lens IK07 - Tempered glass lens
Wiring entries:	2xM20
Mounting:	Secondary retention standard

Electrical Specifications:

Operating voltage:	120-277 VAC Battery Backup
Total system power consumption:	See table
Operating temperature:	-40°F to +149°F (-40°C to +65°C)
EMC:	FCC Title 47, Subpart B, Section 15, Class A device RF Immunity 20V/m 80MHz-1GHz.
Transient protection:	6 kV, 2 Ohm line-line and line-ground
Harmonics:	IEC 61000-3-2, Class C
THD:	< 20%
Power factor:	> 0.9

Construction:

Housing:	Copper-free aluminum
Finish:	Superior dual coat finish - Sealed polyester topcoat
Lens:	Hard-coated polycarbonate Tempered glass

Photometric Information:

CRI:	75
CCT:	5000K (cool white)
Optics:	360° 180° forward throw for 45° mounting

All values typical unless otherwise stated (tolerance +/- 10%)

WARNING - INSTALLATION & SECONDARY RETENTION. Use of any Dialight products without proper installation (including secondary retention / netting) and periodic inspections could cause severe injury or death. Dialight recommends that all installations should use secondary retention / netting (appropriate to the installation environment) where applicable. It is the exclusive responsibility of the contractor, installer and/or end-user to: (a) determine the suitability of the product for its intended application; and, (b) ensure that the product is safely installed (with secondary retention / netting where appropriate) and in compliance with all applicable laws and regulations. To the extent permissible under applicable laws, Dialight disclaims all liability for personal injury and/or other damage resulting from any dislodgment or other dislocation of its products.

DuroSite® LED Area Light

120-277 VAC Battery Backup



Project Information			Specifications	
Part Number:				
Project:				
Fixture Type:		Date:		

Ordering Information

AL	-	U	-		-		-	B	-	2	-	7	-	N	-	N	-	N	-	N	-	G	-	F
Product Code		Cert.		Lens Material		Beam Dist.		CCT & CRI		Oper. Voltage		Lumen Type		Controls		Mounting Options		HW Access.		Elect. Access.		Coatings		Battery

Product Code

AL Area Light

Certification

U UL 1598/A CSA 22.2 No. 250.0

Lens Material

5 Polycarbonate - Diffused

7 Tempered Glass

Beam Distribution

A 180°

B 360°

CCT & CRI

B Cool White 5000K - 70 CRI

Operating Voltage

2 100 - 277 VAC - Battery Backup

Lumen Type

7 6.1 - 7K

Controls

N No Options

Mounting Options

N 316 Stainless Steel Bracket

Hardware Accessories

N Factory Installed Junction Box

Electrical Accessories

N No Option

Coatings

G Gray (RAL 7040)

Battery

F 180 min.

Battery Backup Model								
Part Number	Lumens	Wattage	lm/W	CCT	CRI	Lens	Beam Distribution	Mounting
ALU-7BB2-7NNN-NGF	7,500	85	88	CW	75	Tempered Glass	360°	Stainless Steel Bracket
ALU-5AB2-7NNN-NGF	7,200	85	85	CW	75	Polycarbonate	180°	Stainless Steel Bracket

All values typical unless otherwise stated (tolerance +/- 10%).

DISCLAIMER. All product information provided is, to the best of Dialight's knowledge, accurate as of the date of publication. When ordering, refer to www.dialight.com for current versions of: (a) relevant product documentation (including the relevant product data sheets); (b) Dialight terms and conditions of sale; and, (c) the relevant product warranty. To the extent that any contract is deemed formed between Dialight and the purchaser of Dialight products and/or an end-user, versions of documents available at www.dialight.com as at the date of sale shall be the versions incorporated therein. In the event of any discrepancy between this document or information provided at www.dialight.com, the latter shall prevail.

DuroSite® LED Area Light

Lumen Tables & Beam Distribution

347/480 VAC

Output Family	Beam Distribution	Lens	Wattage	Lumens 5000 CCT	5000 CCT lm/W	Lumens 4000 CCT	4000 CCT lm/W
7,250	360°	Tempered Glass	68	7200	107	7100	104
		Class I, Div 1 Glass		6900	102	6800	100
		Polycarbonate		6900	102	6800	100
	180°	Tempered Glass		7200	107	7100	104
		Class I, Div 1 Glass		6900	102	6800	100
		Polycarbonate		6900	102	6800	100
6,000	360°	Tempered Glass	58	6000	103	5800	101
		Class I, Div 1 Glass		5700	99	5600	97
		Polycarbonate		5700	99	5600	97
	180°	Tempered Glass		6000	103	5800	101
		Class I, Div 1 Glass		5700	99	5600	97
		Polycarbonate		5700	99	5600	97
5,000	360°	Tempered Glass	47	5000	106	4900	104
		Class I, Div 1 Glass		4800	102	4700	100
		Polycarbonate		4800	102	4700	100
	180°	Tempered Glass		5000	106	4900	104
		Class I, Div 1 Glass		4800	106	4700	100
		Polycarbonate		4800	102	4700	100
4,100	Wide	Polycarbonate	55	4100	75	4000	73
4,000	360°	Tempered Glass	38	4000	105	3900	103
		Class I, Div 1 Glass		3800	101	3700	99
		Polycarbonate		3800	101	3700	99
	180°	Tempered Glass		4000	105	3900	103
		Class I, Div 1 Glass		3800	101	3700	99
		Polycarbonate		3800	101	3700	99
2,200	360°	Tempered Glass	21	2200	105	2200	105
		Class I, Div 1 Glass		2200	105	2200	105
		Polycarbonate		2200	105	2200	105
	180°	Tempered Glass		2200	105	2200	105
		Class I, Div 1 Glass		2200	105	2200	105
		Polycarbonate		2200	105	2200	105

120-277 VAC Battery Backup

Output Family	Beam Distribution	Lens	Wattage	Lumens 5000 CCT	5000 CCT lm/W	Lumens 4000 CCT	4000 CCT lm/W
7,500	360°	Tempered Glass	85	7500	88	7300	86
		Polycarbonate		7200	85	7000	83
	180°	Tempered Glass		7500	88	7300	86
		Polycarbonate		7200	85	7000	83

Beam Distribution



DISCLAIMER. All product information provided is, to the best of Dialight's knowledge, accurate as of the date of publication. When ordering, refer to www.dialight.com for current versions of: (a) relevant product documentation (including the relevant product data sheets); (b) Dialight terms and conditions of sale; and, (c) the relevant product warranty. To the extent that any contract is deemed formed between Dialight and the purchaser of Dialight products and/or an end-user, versions of documents available at www.dialight.com as at the date of sale shall be the versions incorporated therein. In the event of any discrepancy between this document or information provided at www.dialight.com, the latter shall prevail.


DuroSite® LED Area Light

Accessories



ALxxxx2xDUNxGN

Fixtures are available with a universal mounting adapter factory installed, see product N-chart for details. Choose from one of the four available mounting options:

Wall Mount
HZXW0145° Wall Mount
HZXW4545° Stanchion Mount
HZXS4534mm Slip-fit Pole Mount
HZXC34

Certified to: UL 50E • CSA C22.2 No. 94.2-07

HZXSTAN100S

- 1.00" (1.315" Pole OD) Slip-fit stanchion mount

HZXSTAN125S

- 1.25" (1.660" Pole OD) Slip-fit stanchion mount

HZXSTAN150S

- 1.50" (1.900" Pole OD) Slip-fit stanchion mount

HZXSTAN200S

- 2.00" (2.375" Pole OD) Slip-fit stanchion mount

HZXSTAN100T

- 1.00" (1.315" Pole OD) NPT threaded stanchion mount

HZXSTAN125T

- 1.25" (1.660" Pole OD) NPT threaded stanchion mount

HZXSTAN150T

- 1.50" (1.900" Pole OD) NPT threaded stanchion mount

HZXSTAN200T

- 2.00" (2.375" Pole OD) NPT threaded stanchion mount



HZXW3

- 316 stainless steel bracket

HZXW7

- Aluminum bracket



HZXW4

- 316 stainless steel bracket with pipe clamp

HZXW8

- Aluminum bracket with pipe clamp



HZXSAFECBLS

- Safety cable kit



Certified to: UL 50E • UL 1203

ISA 12.12.01 • CSA C22.2 No. 94.2-07

HBXC1

- 0.75" NPT Ceiling mount



Certified to: UL 50E • CSA C22.2 No. 94.2-07

HZXJB075

- 0.75" Ceiling / Wall / Pole mount junction box

HZXJB100

- 1.00" Ceiling / Wall / Pole mount junction box

HZXJB125

- 1.25" Ceiling / Wall / Pole mount junction box

HZXJB150

- 1.50" Ceiling / Wall / Pole mount junction box



Certified to: UL 50E • CSA C22.2 No. 94.2-07

HZXJB075PC1

- 0.75" Junction box with photocell

HZXJB100PC1

- 1.00" Junction box with photocell

HZXJB125PC1

- 1.25" Junction box with photocell

HZXJB150PC1

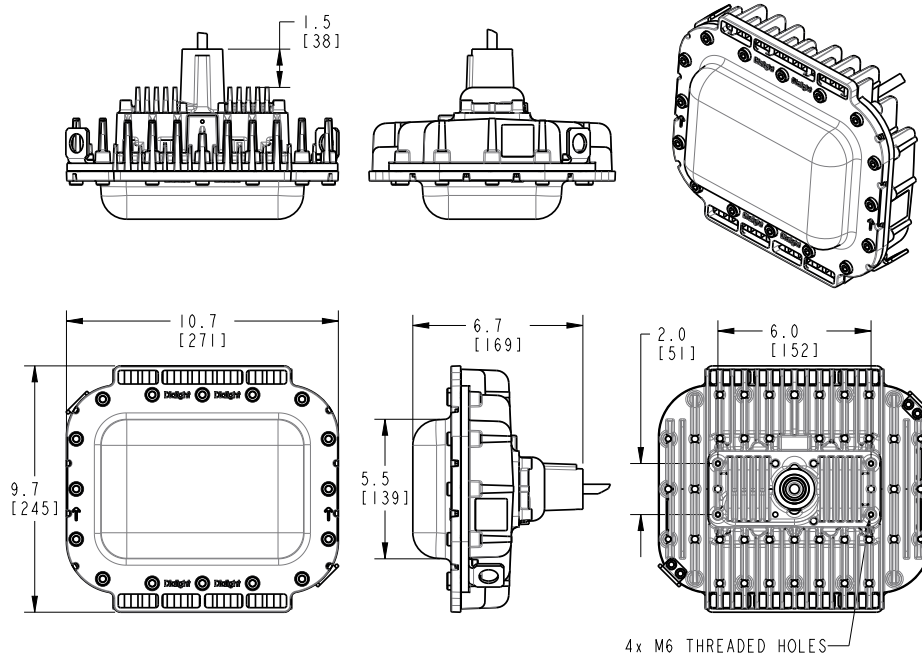
- 1.50" Junction box with photocell

DISCLAIMER. All product information provided is, to the best of Dialight's knowledge, accurate as of the date of publication. When ordering, refer to www.dialight.com for current versions of: (a) relevant product documentation (including the relevant product data sheets); (b) Dialight terms and conditions of sale; and, (c) the relevant product warranty. To the extent that any contract is deemed formed between Dialight and the purchaser of Dialight products and/or an end-user, versions of documents available at www.dialight.com as at the date of sale shall be the versions incorporated therein. In the event of any discrepancy between this document or information provided at www.dialight.com, the latter shall prevail.

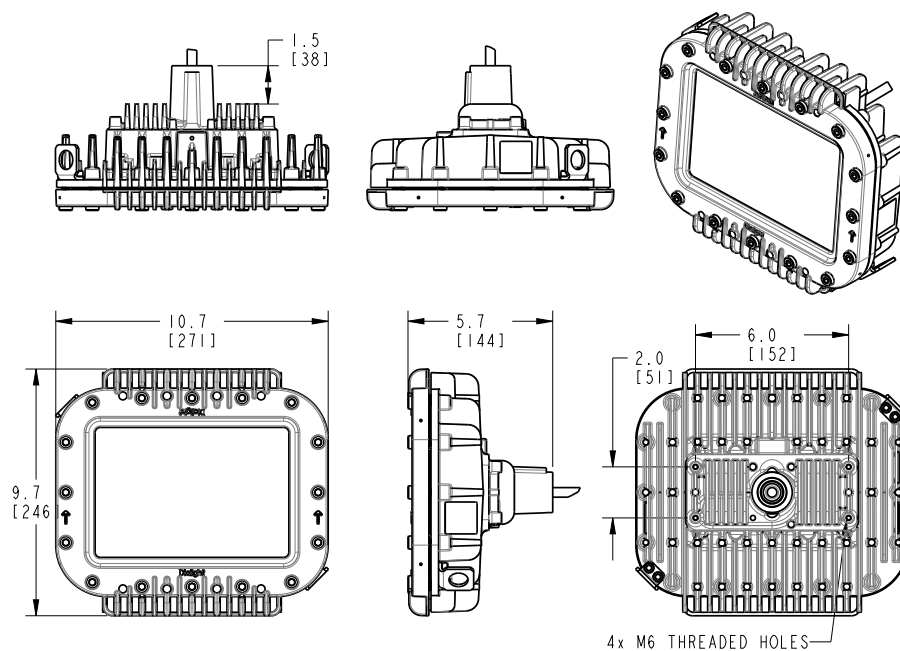
DuroSite® LED Area Light

Dimensional Drawings

Polycarbonate Lens - Option 5



Tempered Glass Lens - Option 7

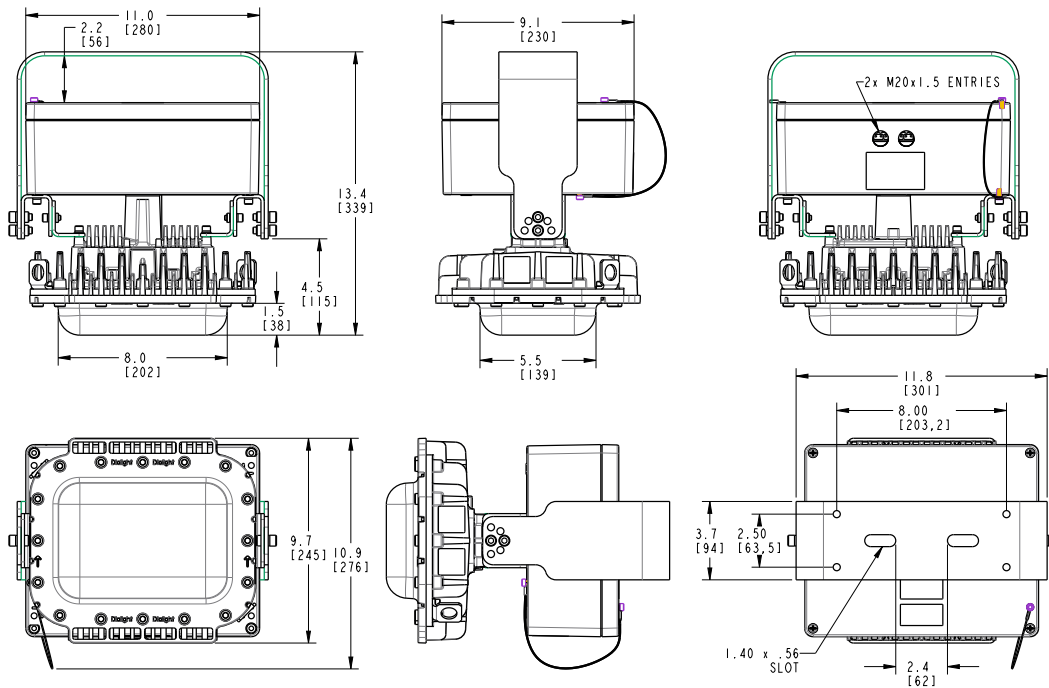


DISCLAIMER. All product information provided is, to the best of Dialight's knowledge, accurate as of the date of publication. When ordering, refer to www.dialight.com for current versions of: (a) relevant product documentation (including the relevant product data sheets); (b) Dialight terms and conditions of sale; and, (c) the relevant product warranty. To the extent that any contract is deemed formed between Dialight and the purchaser of Dialight products and/or an end-user, versions of documents available at www.dialight.com as at the date of sale shall be the versions incorporated therein. In the event of any discrepancy between this document or information provided at www.dialight.com, the latter shall prevail.

DuroSite® LED Area Light

Dimensional Drawings

Battery Backup Model



DISCLAIMER. All product information provided is, to the best of Dialight's knowledge, accurate as of the date of publication. When ordering, refer to www.dialight.com for current versions of: (a) relevant product documentation (including the relevant product data sheets); (b) Dialight terms and conditions of sale; and, (c) the relevant product warranty. To the extent that any contract is deemed formed between Dialight and the purchaser of Dialight products and/or an end-user, versions of documents available at www.dialight.com as at the date of sale shall be the versions incorporated therein. In the event of any discrepancy between this document or information provided at www.dialight.com, the latter shall prevail.

DuroSite® LED Area Light

Retro-fit Options

Retro-fit adapters can be factory installed. See product ordering information for details.

Eaton's Crouse-Hinds – Champ®

GE Lighting Solutions – Filtr-Gard™

Holophane Petrolux® II, III

Thomas & Betts Hazlux®

Appleton® Mercmaster III

Appleton® Mercmaster II

Killark® Certilite® & Certilite® V



Eaton's Crouse-Hinds – Champ® - HZXTHCH				
Pendant	Ceiling	Wall	Stanchion	Quad Mount
APM2	CM2	TWM2	JM5	QM25
APM3	CM3	TWM3	PM5	
HPM2				



GE Lighting Solutions – Filtr-Gard™ - HZXTHGE				
Pendant	Ceiling	Wall	Stanchion	Quad Mount
3P	3F	3C	3W	5S
4P	4F		4W	6S
				5J, 6J



Holophane® Petrolux II, III - HZXTHP3				
Pendant	Universal	Stanchion	Ceiling	Wall
PD	UN	SA	CD	WL
GH		ST	CE	W
P		A	B, C, D	

Please reference spec sheet at www.dialight.com for all dimensional drawings of retro-fit options.

DISCLAIMER. All product information provided is, to the best of Dialight's knowledge, accurate as of the date of publication. When ordering, refer to www.dialight.com for current versions of: (a) relevant product documentation (including the relevant product data sheets); (b) Dialight terms and conditions of sale; and, (c) the relevant product warranty. To the extent that any contract is deemed formed between Dialight and the purchaser of Dialight products and/or an end-user, versions of documents available at www.dialight.com as at the date of sale shall be the versions incorporated therein. In the event of any discrepancy between this document or information provided at www.dialight.com, the latter shall prevail.

DuroSite® LED Area Light

Retro-fit Options



Thomas & Betts Hazlux® - HZXTHTB				
Pendant	Pendant Cone	Flexible Pendant	Ceiling	Wall
VP2	VA2	VF2	VC2	VB2
VP3	VA3	VF3	VC3	VB3
Wall	25° Angle Stanchion	25° Angle Stanchion	Straight Stanchion	Straight Stanchion
VB2-VIB	VS4	VS4-VIB	VL4	VL4-VIB
VB3-VIB	VS5	VS5-VIB	VL5	VL5-VIB



Appleton® Mercmaster III - HZXTHAP			
Pendant	Ceiling	Wall	Stanchion
KPA-75, 100	KPC-75	KPWB-75	KPS-125
KPAF-75, 100	KPC-100	KPWB-100	KPS-150
KPCH-75, 100			KPST-125
			KPST-150



Appleton® Mercmaster II - HZXTHM2			
Pendant	Ceiling	Wall	Stanchion
LPA-75	LPC-75	LPWB-75	LPS-125
LPA-100	LPC-100	LPWB-100	LPS-150



Killark® Certilite® & Certilite® V - HZXTHKL			
Pendant	Ceiling	Wall	Stanchion
VMA2B & VMA-2	VMX2B & VMX-2	VMB2B & VMB-2	VMD4B
VMA3B & VMA-3	VMX3B & VMX-3	VMB3B & VMB-3	VMD5B
VMC2B & VMC-2	VMX6B, 7B, 8B, 9B		VMS5B
VMC3B & VMC-3			
VMF2B, 3B			

Please reference spec sheet at www.dialight.com for all dimensional drawings of retro-fit options.

DISCLAIMER. All product information provided is, to the best of Dialight's knowledge, accurate as of the date of publication. When ordering, refer to www.dialight.com for current versions of: (a) relevant product documentation (including the relevant product data sheets); (b) Dialight terms and conditions of sale; and, (c) the relevant product warranty. To the extent that any contract is deemed formed between Dialight and the purchaser of Dialight products and/or an end-user, versions of documents available at www.dialight.com as at the date of sale shall be the versions incorporated therein. In the event of any discrepancy between this document or information provided at www.dialight.com, the latter shall prevail.

DuroSite® LED End-to-End Linear

Technical Specifications



Ratings and Certifications

- 5 year warranty
- L70 rated for >125,000 hours
- CSA C22.2 No. 250
- UL 1598/A
- IP66/67
- NEMA 4X

*All features not available on every model. Please refer to product part number pages for model specifics.

Mechanical Information

Fixture weight:

4' model: 18 lb (8.2 kg)

2' model: 13 lb (5.9 kg)

Shipping weight:

4' model: 20 lb (9.1 kg)

2' model: 15 lb (6.8 kg)

Mounting: (4) 3/4" NPT openings
Optional ceiling, flush or swivel mounting bracket
Secondary retention option available

Specifications

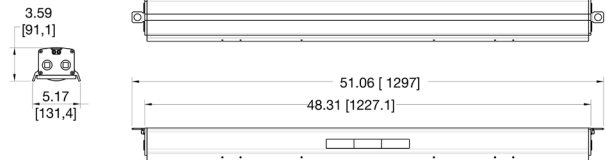
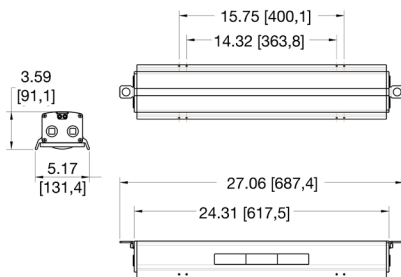
Voltage:	120-277 VAC	Housing:	Extruded 6063 aluminum
Operating temp:	-40°F to +149°F (-40°C to +65°C)	Lens:	Polycarbonate
Power factor:	>0.9	CRI:	80
THD:	<20%	CCT:	5000K (cool white)
Surge protection:	6kV line-to-line, 6kV line-to-ground		4000K (neutral white)

Comparison

	Warranty	L70	T-Rating
Dialight LED Linear	5yr	>125,000	T5
Metal Halide	1	6,000	T2
High Pressure Sodium	1	20,000	T2A
Fluorescent	1	24,000	T3

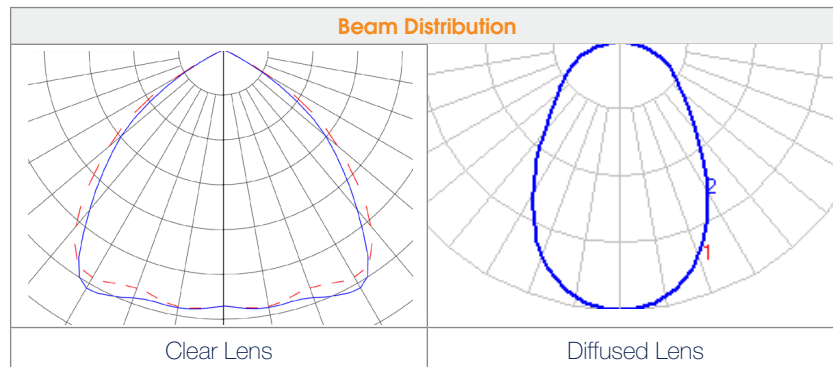
Lumens	Wattage	lm/W	Mounting Heights
7,500	60	125	20'
6,750	60	112	↕
4,000	32	125	
3,500	32	109	
			10'

Dimensions



Dimension in inches [mm]

Beam Distribution



WARNING - INSTALLATION & SECONDARY RETENTION. Use of any Dialight products without proper installation (including secondary retention / netting) and periodic inspections could cause severe injury or death. Dialight recommends that all installations should use secondary retention / netting (appropriate to the installation environment) where applicable. It is the exclusive responsibility of the contractor, installer and/or end-user to: (a) determine the suitability of the product for its intended application; and, (b) ensure that the product is safely installed (with secondary retention / netting where appropriate) and in compliance with all applicable laws and regulations. To the extent permissible under applicable laws, Dialight disclaims all liability for personal injury and/or other damage resulting from any dislodgment or other dislocation of its products.

DuroSite® LED End-to-End Linear

Ordering Information & Accessories

Part Number	Length	CRI	Fixture Lumens	Watt	lm/W	Voltage	CCT	Lens	Beam Distribution
LBU2MB3FNNNNGN	4'	80	7,500	60	125	120-277 VAC	5000K (cool white)	Clear polycarbonate	Medium
LBU6MB3FNNNNGN	4'	80	6,750	60	112	120-277 VAC	5000K (cool white)	Diffused polycarbonate	Medium
LAU2MB3BNNNNGN	2'	80	4,000	32	125	120-277 VAC	5000K (cool white)	Clear polycarbonate	Medium
LAU6MB3BNNNNGN	2'	80	3,500	32	109	120-277 VAC	5000K (cool white)	Diffused polycarbonate	Medium

All values typical unless otherwise stated (tolerance +/- 10%).

Part numbers listed in the table above are cool white. For neutral white models, replace the 6th character with an **N**.

Swivel Mount



EEX-S6

- 316 stainless steel swivel mounting bracket
- Can be angled at 0°, 30°, 45°, 60°, and 90°



Ceiling Mount



EEX-C6

- 316 stainless steel fixed ceiling mount



Flush Mount



EEX-F6

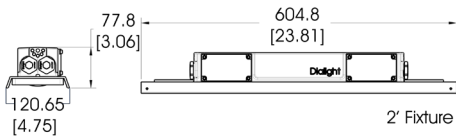
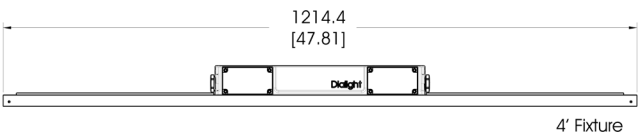

- 316 stainless steel flush mount



DISCLAIMER. All product information provided is, to the best of Dialight's knowledge, accurate as of the date of publication. When ordering, refer to www.dialight.com for current versions of: (a) relevant product documentation (including the relevant product data sheets); (b) Dialight terms and conditions of sale; and, (c) the relevant product warranty. To the extent that any contract is deemed formed between Dialight and the purchaser of Dialight products and/or an end-user, versions of documents available at www.dialight.com as at the date of sale shall be the versions incorporated therein. In the event of any discrepancy between this document or information provided at www.dialight.com, the latter shall prevail.

DuroSite® LED Linear - Low Profile

Technical Specifications



Dimensions in inches [mm]

Certifications & Ratings

- UL 1598/A*
- CSA C22.2 No. 250*
- IP66/67
- NEMA 4X
- 5 year warranty

*ETL listed

Mechanical Information:

Fixture weight:	4' - 10 lb (4.5 kg) 2' - 7 lb (3.2 kg)
Shipping weight:	4' - 11 lb (5.0 kg) 2' - 8 lb (3.6 kg)
Mounting:	(4) 3/4" NPT openings Optional swivel bracket - LPXW4 Optional low profile bracket - LPXW4LP

Electrical Specifications:

Operating voltage:	100-277 VAC, 50/60Hz
Power consumption:	See ordering information
Operating temp:	-40°F to +149°F (-40°C to +65°C)
Harmonics:	IEC 61000-3-2
Noise requirements/EMC:	FCC Title 47, Subpart B, Section 15, Class A device. RF Immunity; 10V/m, 80MHz-1GHz
Surge protection:	EN 61000-4-5 4 kV line-to-line 4 kV line-to-ground
THD:	< 20%
Power factor:	> 0.9

Power supply equipped with inline fuse

Construction:

Finish:	Superior dual coat finish - Sealed polyester topcoat - Chemical resistant epoxy primer
Lens:	Polycarbonate

Photometric Information:

CRI:	80
CCT:	5000K (cool white) 4000K (neutral white)
IES files:	Available at www.dialight.com

All values typical unless otherwise stated (tolerance +/- 10%)

WARNING - INSTALLATION & SECONDARY RETENTION. Use of any Dialight products without proper installation (including secondary retention / netting) and periodic inspections could cause severe injury or death. Dialight recommends that all installations should use secondary retention / netting (appropriate to the installation environment) where applicable. It is the exclusive responsibility of the contractor, installer and/or end-user to: (a) determine the suitability of the product for its intended application; and, (b) ensure that the product is safely installed (with secondary retention / netting where appropriate) and in compliance with all applicable laws and regulations. To the extent permissible under applicable laws, Dialight disclaims all liability for personal injury and/or other damage resulting from any dislodgment or other dislocation of its products.

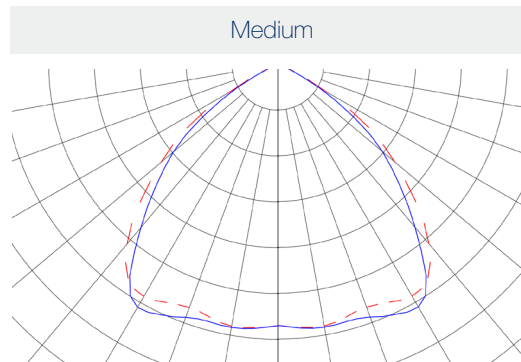
DuroSite® LED Linear - Low Profile

Ordering Information & Accessories

Part Number	Length	CRI	Fixture Lumens	Watt	lm/W	Voltage	CCT	Lens	Beam Distribution
LPM3C4M2P	4'	80	7,900	60	132	100-277 VAC	5000K (cool white)	Clear Polycarbonate	Medium
LPM3C4H2W	4'	80	7,100	60	118	100-277 VAC	5000K (cool white)	Diffused Polycarbonate	Medium
LPM3N4M2P	4'	80	7,300	60	122	100-277 VAC	4000K (neutral white)	Clear Polycarbonate	Medium
LPM3N4H2W	4'	80	6,700	60	112	100-277 VAC	4000K (neutral white)	Diffused Polycarbonate	Medium
LPM3C4D2P	2'	80	3,850	29	133	100-277 VAC	5000K (cool white)	Clear Polycarbonate	Medium
LPM3C4B2W	2'	80	3,500	29	121	100-277 VAC	5000K (cool white)	Diffused Polycarbonate	Medium
LPM3N4D2P	2'	80	3,600	29	124	100-277 VAC	4000K (neutral white)	Clear Polycarbonate	Medium
LPM3N4B2W	2'	80	3,300	29	114	100-277 VAC	4000K (neutral white)	Diffused Polycarbonate	Medium

All values typical unless otherwise stated (tolerance +/- 10%).

The part numbers in the above table are provided in 5000K (cool white). To order part numbers in 4000K (neutral white), please change the 5th character to an **N**. Ex. LPM3**C**4M2P becomes LPM3**N**4M2P.



LPXW4

- 316 stainless steel mounting bracket
- Can be angled at 0°, 30°, 45°, 60° & 90°



LPXW4LP

- 316 stainless steel low profile mounting bracket
- Can be angled at 0° and 15°



LTXSAFEKIT

- Stainless steel safety cable kit for secondary retention



LTXENDCAPKIT

- 304 stainless steel chain mount and secondary retention bracket

DISCLAIMER. All product information provided is, to the best of Dialight's knowledge, accurate as of the date of publication. When ordering, refer to www.dialight.com for current versions of: (a) relevant product documentation (including the relevant product data sheets); (b) Dialight terms and conditions of sale; and, (c) the relevant product warranty. To the extent that any contract is deemed formed between Dialight and the purchaser of Dialight products and/or an end-user, versions of documents available at www.dialight.com as at the date of sale shall be the versions incorporated therein. In the event of any discrepancy between this document or information provided at www.dialight.com, the latter shall prevail.

DuroSite® LED Linear - Top Conduit

Technical Specifications



Certifications & Ratings

- UL 1598/A*
- CSA C22.2 No. 250*
- IP66
- NEMA 4X
- 5 year warranty

*ETL listed

Mechanical Information:

Fixture weight:	4' - 10 lb (4.5 kg) 2' - 7 lb (3.2 kg)
Shipping weight:	4' - 11 lb (5.0 kg) 2' - 8 lb (3.6 kg)
Mounting:	(3) 3/4" NPT openings Optional swivel bracket - LTXW4 Optional low profile bracket - LTXW4LP

Electrical Specifications:

Operating voltage:	100-277 VAC, 50/60Hz
Power consumption:	See ordering information
Operating temp:	-40°F to +149°F (-40°C to +65°C)
Harmonics:	IEC 61000-3-2
Noise requirements/EMC:	FCC Title 47, Subpart B, Section 15, Class A device. RF Immunity; 10V/m, 80MHz-1GHz
Surge protection:	EN 61000-4-5 4 kV line-to-line 4 kV line-to-ground
THD:	< 20%
Power factor:	> 0.9

Power supply equipped with inline fuse

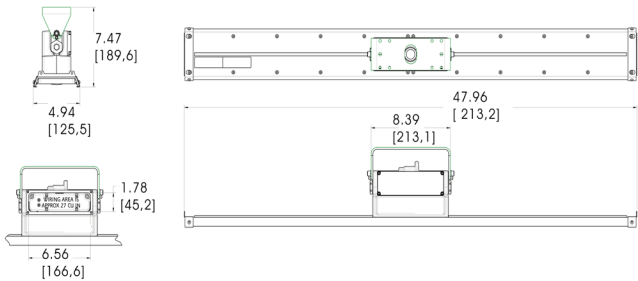
Construction:

Finish:	Superior dual coat finish - Sealed polyester topcoat - Chemical resistant epoxy primer
Lens:	Polycarbonate

Photometric Information:

CRI:	80
CCT:	5000K (cool white) 4000K (neutral white)
IES files:	Available at www.dialight.com

All values typical unless otherwise stated (tolerance +/- 10%)



Dimensions in inches [mm]

WARNING - INSTALLATION & SECONDARY RETENTION. Use of any Dialight products without proper installation (including secondary retention / netting) and periodic inspections could cause severe injury or death. Dialight recommends that all installations should use secondary retention / netting (appropriate to the installation environment) where applicable. It is the exclusive responsibility of the contractor, installer and/or end-user to: (a) determine the suitability of the product for its intended application; and, (b) ensure that the product is safely installed (with secondary retention / netting where appropriate) and in compliance with all applicable laws and regulations. To the extent permissible under applicable laws, Dialight disclaims all liability for personal injury and/or other damage resulting from any dislodgment or other dislocation of its products.

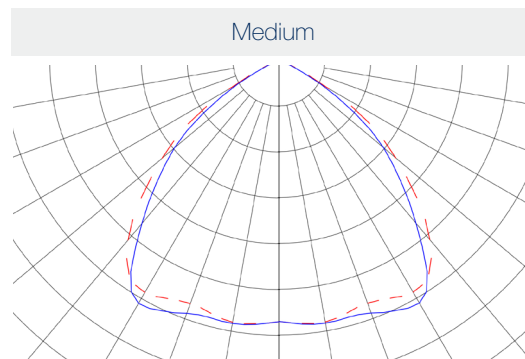
DuroSite® LED Linear - Top Conduit

Ordering Information & Accessories

Part Number	Length	CRI	Fixture Lumens	Watt	lm/W	Voltage	CCT	Lens	Beam Distribution
LTM3C4M2P	4'	80	7,900	60	132	100-277 VAC	5000K (cool white)	Clear Polycarbonate	Medium
LTM3C4H2W	4'	80	7,100	60	118	100-277 VAC	5000K (cool white)	Diffused Polycarbonate	Medium
LTM3N4M2P	4'	80	7,300	60	122	100-277 VAC	4000K (neutral white)	Clear Polycarbonate	Medium
LTM3N4H2W	4'	80	6,700	60	112	100-277 VAC	4000K (neutral white)	Diffused Polycarbonate	Medium
LTM3C4D2P	2'	80	3,850	29	133	100-277 VAC	5000K (cool white)	Clear Polycarbonate	Medium
LTM3C4B2W	2'	80	3,500	29	121	100-277 VAC	5000K (cool white)	Diffused Polycarbonate	Medium
LTM3N4D2P	2'	80	3,600	29	124	100-277 VAC	4000K (neutral white)	Clear Polycarbonate	Medium
LTM3N4B2W	2'	80	3,300	29	114	100-277 VAC	4000K (neutral white)	Diffused Polycarbonate	Medium


All values typical unless otherwise stated (tolerance +/- 10%).

Part numbers listed in the table above are cool white. For neutral white model, replace the 5th character with N. Ex. LTM3C4D2P becomes LTM3N4D2P



LTXW4

- Mounting bracket
- Can be angled at 0°, 30°, 45°, 60° & 90°




LTXW4LP

- Mounting bracket
- Can be angled at 0° and 15°




LTXSAFEKIT

- Stainless steel safety cable kit for secondary retention



LTXENDCAPKIT

- 304 stainless steel chain mount and secondary retention bracket



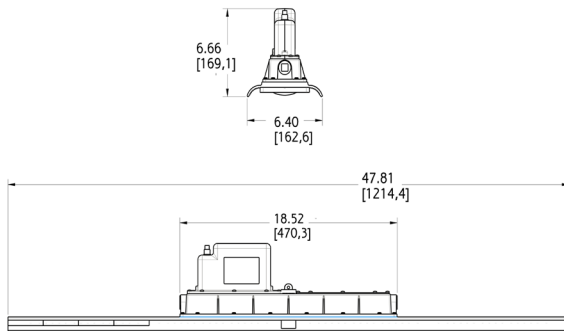
LTXLSXW4

- Retrofit bracket adapter used to connect LTM model fixtures to an existing LSXW4 bracket

DISCLAIMER. All product information provided is, to the best of Dialight's knowledge, accurate as of the date of publication. When ordering, refer to www.dialight.com for current versions of: (a) relevant product documentation (including the relevant product data sheets); (b) Dialight terms and conditions of sale; and, (c) the relevant product warranty. To the extent that any contract is deemed formed between Dialight and the purchaser of Dialight products and/or an end-user, versions of documents available at www.dialight.com as at the date of sale shall be the versions incorporated therein. In the event of any discrepancy between this document or information provided at www.dialight.com, the latter shall prevail.

DuroSite® LED Linear - Battery Backup

Technology Specifications



Dimensions in inches [mm]

Certifications & Ratings

- UL 1598/A*
- UL 924*
- CSA C22.2 No. 250*
- IP66
- NEMA 4X
- 5 year warranty

*ETL listed

Mechanical Information:

Fixture weight:	18 lb (8.2 kg)
Shipping weight:	21 lb (9.5 kg)
Mounting:	(1) Threaded 3/4" NPT side (2) Threaded 3/4" NPT ends

Electrical Specifications:

Operating voltage:	120-277 VAC, 50/60Hz
Power consumption:	85W
Operating temp:	-4°F to +149°F (-20°C to +65°C)
Battery:	3.6V 10Ah Nimh
Battery life*:	3 years
Battery duration*:	> 3 hours
Lumen output in Battery Mode:	450lm
Harmonics:	IEC 61000-3-2
Noise requirements/EMC:	FCC Title 47, Subpart B, Section 15, Class A device. RF Immunity; 10V/m, 80MHz-1GHz
Surge protection:	EN 61000-4-5 1 kV line to line 2 kV line to ground
THD:	< 20%
Power factor:	> 0.9

Construction:

Finish:	Superior dual coat finish - Sealed polyester topcoat - Chemical resistant epoxy primer
Lens:	Polycarbonate

Photometric Information:

Light output in emergency mode:	450 lumens
CRI:	75
CCT:	5000K (cool white) 4000K (neutral white)
IES files:	Available upon request

All values typical unless otherwise stated (tolerance +/- 10%)


WARNING - INSTALLATION & SECONDARY RETENTION. Use of any Dialight products without proper installation (including secondary retention / netting) and periodic inspections could cause severe injury or death. Dialight recommends that all installations should use secondary retention / netting (appropriate to the installation environment) where applicable. It is the exclusive responsibility of the contractor, installer and/or end-user to: (a) determine the suitability of the product for its intended application; and, (b) ensure that the product is safely installed (with secondary retention / netting where appropriate) and in compliance with all applicable laws and regulations. To the extent permissible under applicable laws, Dialight disclaims all liability for personal injury and/or other damage resulting from any dislodgment or other dislocation of its products.

DuroSite® LED Linear - Battery Backup

Ordering Information & Accessories

Part Number	Length	Type	CRI	Fixture Lumens	Watt	lm/W	Warranty	Voltage	CCT	Lens	Beam Distribution
LSM3C4MEP	4'	Sustained	75	7,000	85	82	3yr	120- 277 VAC	5000K (cool white)	Clear Polycarbonate	Medium
LSM3C4MNP	4'	Maintained	75	7,000	85	82	3yr	120-277 VAC	5000K (cool white)	Clear Polycarbonate	Medium

All values typical unless otherwise stated (tolerance +/- 10%).
 The part numbers in the above table are provided in Cool White. To order part numbers in Neutral White, please change the 5th character to an **N**. Ex. LSM3**C**4MEP becomes LSM3**N**4MEP



- LSXW4**
- Aluminum mounting bracket
 - Can be angled at 0°, 30°, 45°, 60° & 90°



- LSXENDCAPKIT**
- 304 stainless steel chain mounting brackets



- HZXSAFEKIT**
- Stainless steel safety cable kit

DISCLAIMER. All product information provided is, to the best of Dialight's knowledge, accurate as of the date of publication. When ordering, refer to www.dialight.com for current versions of: (a) relevant product documentation (including the relevant product data sheets); (b) Dialight terms and conditions of sale; and, (c) the relevant product warranty. To the extent that any contract is deemed formed between Dialight and the purchaser of Dialight products and/or an end-user, versions of documents available at www.dialight.com as at the date of sale shall be the versions incorporated therein. In the event of any discrepancy between this document or information provided at www.dialight.com, the latter shall prevail.

DuroSite® LED Wallpack / Bulkhead

Technical Specifications



Mechanical Information

Fixture weight:	11 lb (5.0 kg)
Shipping weight:	16 lb (7.3 kg)
Cable entry:	All cable entries are drilled and tapped (see ordering options)
Mounting:	Secondary retention not available

Comparison

	Warranty	L70
Dialight LED Wallpack / Bulkhead	5yr	>150,000
Metal Halide	1	6,000
High Pressure Sodium	1	20,000
Fluorescent	1	24,000

Ratings and Certifications

- 5 year warranty
- L70 rated for >150,000 hours
- CSA C22.2 No. 250
- UL 1598/A
- IP66/67
- RoHS compliant

*All features not available on every model. Please refer to product part number pages for model specifics.

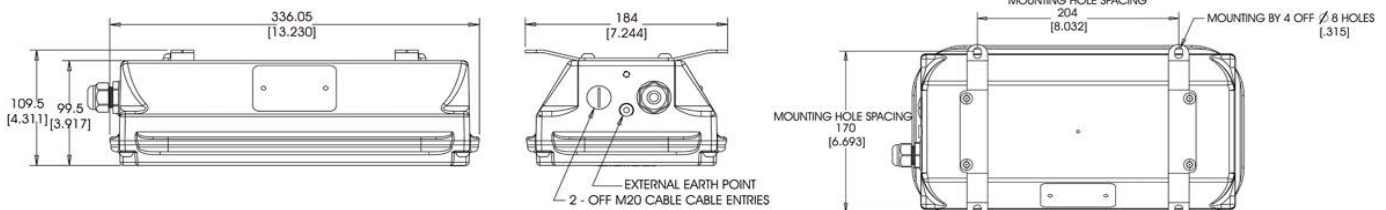
Specifications

Voltage options:	100-277 VAC 24 - 48V DC	Housing:	Copper-free LM6 cast aluminum
Operating temp:		Lens:	High impact resistance tempered glass
11W / 22W	-40°F to +140°F (-40°C to +60°C)	CRI:	75
34W	-40°F to +122°F (-40°C to +50°C)	CCT:	5650K (cool white) 4300K (neutral white)
Power factor:	>0.9		
THD:	<20%		
Surge protection:	1kV line-to-line, 2kV line-to-ground		

Lumens Wattage lm/W Mounting Heights

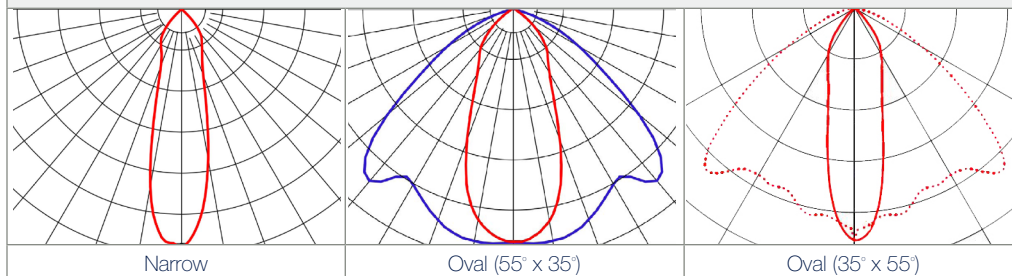
Lumens	Wattage	lm/W	Mounting Heights
2,250	34	66	20'
2,150	34	63	↑
1,200	22	55	↓
600	11	55	10'

Dimensions



Dimensions in mm
[inches]

Beam Distribution



Entry Options

Standard Option 2 Entries One Side	Option "E" 2 Entries One Side, 1 Entry Opposite Side. Add E to the end of the order code	Option "R" Add R to the end of the order code	Option "H" 2 Entries One Side, 2 Entries Opposite Side and 1 Entry in the Rear Add H to the end of the order code

WARNING - INSTALLATION & SECONDARY RETENTION. Use of any Dialight products without proper installation (including secondary retention / netting) and periodic inspections could cause severe injury or death. Dialight recommends that all installations should use secondary retention / netting (appropriate to the installation environment) where applicable. It is the exclusive responsibility of the contractor, installer and/or end-user to: (a) determine the suitability of the product for its intended application; and, (b) ensure that the product is safely installed (with secondary retention / netting where appropriate) and in compliance with all applicable laws and regulations. To the extent permissible under applicable laws, Dialight disclaims all liability for personal injury and/or other damage resulting from any dislodgment or other dislocation of its products.

DuroSite® LED Wallpack / Bulkhead

Ordering Information & Accessories

Part Number	Fixture Lumens	Wattage	lm/W	IP Rating	Voltage	CCT	Lens	Beam Distribution
Standard Models - 100-277 VAC								
WP-2C3L-NLGC	2,250	34	66	IP66	100-277 VAC	5650K (cool white)	Clear tempered glass	Narrow
WP-4C3L-NLGC	2,250	34	66	IP66	100-277 VAC	5650K (cool white)	Clear tempered glass	Oval (35° X 55°)
WP-5C3L-NLGC	2,150	34	63	IP66	100-277 VAC	5650K (cool white)	Clear tempered glass	Oval (55° X 35°)
WP-2C3H-NLGC	1,200	22	55	IP66	100-277 VAC	5650K (cool white)	Clear tempered glass	Narrow
WP-4C3H-NLGC	1,200	22	55	IP66	100-277 VAC	5650K (cool white)	Clear tempered glass	Oval (35° X 55°)
WP-5C3H-NLGC	1,200	22	55	IP66	100-277 VAC	5650K (cool white)	Clear tempered glass	Oval (55° X 35°)
WP-2C3C-NLGC	600	11	55	IP66	100-277 VAC	5650K (cool white)	Clear tempered glass	Narrow
WP-4C3C-NLGC	600	11	55	IP66	100-277 VAC	5650K (cool white)	Clear tempered glass	Oval (35° X 55°)
WP-5C3C-NLGC	600	11	55	IP66	100-277 VAC	5650K (cool white)	Clear tempered glass	Oval (55° X 35°)
Standard Models - 24-48 VDC								
WP-2C2H-NLGC	1,200	22	55	IP66	24-48 VDC	5650K (cool white)	Clear tempered glass	Narrow
WP-4C2H-NLGC	1,200	22	55	IP66	24-48 VDC	5650K (cool white)	Clear tempered glass	Oval (35° X 55°)
WP-5C2H-NLGC	1,200	22	55	IP66	24-48 VDC	5650K (cool white)	Clear tempered glass	Oval (55° X 35°)
WP-2C2C-NLGC	600	11	55	IP66	24-48 VDC	5650K (cool white)	Clear tempered glass	Narrow
WP-5C2C-NLGC	600	11	55	IP66	24-48 VDC	5650K (cool white)	Clear tempered glass	Oval (55° X 35°)


All values typical unless otherwise stated (tolerance +/- 10%).

Part numbers listed in the table above are cool white. For neutral white models, replace the 4th character with an **N**.

Part numbers listed in the table do not come with a bracket. For factory-installed angle bracket, replace the 10th character with an **A**.

Part numbers listed in the table do not come with a bracket. For factory-installed flush bracket, replace the 10th character with an **F**.

Part numbers listed in the table come with a clear lens. For frosted lens models, replace the 13th character with an **E**. (Lens will reduce lumen output by 6%)



WP-BRKT-SS-ADJ

- Adjustable bracket
- Includes self-tapping screws



WP-STMB-LG00-22

- 1 1/2" BSP-threaded straight stanchion mounting bracket

WP-STMB-LG00-24

- 1 1/2" NPT-threaded straight stanchion mounting bracket



WP-STMB-LG85-22

- 1 1/2" BSP-threaded 85° stanchion mounting bracket

WP-STMB-LG85-24

- 1 1/2" NPT-threaded 85° stanchion mounting bracket

WP-STMB-LG85-50

- Non-threaded bore 34mm diameter

WP-STMB-LG85-60

- Non-threaded bore 38mm diameter



WP-BRKT-LG-PF

- Pipe and flush bracket
- Includes self-tapping screws



WP-RECESS-WH

- Recessed housing
- Bracket to fixture hardware



WP-STMB-LG25-22

- 1 1/2" BSP-threaded 25° stanchion mounting bracket

WP-STMB-LG25-24

- 1 1/2" NPT-threaded 25° stanchion mounting bracket

DISCLAIMER. All product information provided is, to the best of Dialight's knowledge, accurate as of the date of publication. When ordering, refer to www.dialight.com for current versions of: (a) relevant product documentation (including the relevant product data sheets); (b) Dialight terms and conditions of sale; and, (c) the relevant product warranty. To the extent that any contract is deemed formed between Dialight and the purchaser of Dialight products and/or an end-user, versions of documents available at www.dialight.com as at the date of sale shall be the versions incorporated therein. In the event of any discrepancy between this document or information provided at www.dialight.com, the latter shall prevail.

DuroSite® LED RTO Area Light

Technical Specifications



Ratings and Certifications

- 5 year warranty
- L70 rated for >150,000 hours
- CSA C22.2 No. 250
- UL 1598/A
- IP66
- NEMA 4X

*All features not available on every model. Please refer to product part number pages for model specifics.

Mechanical Information

Fixture weight:

RTO0Wxx001:	2.5 lb (1.13 kg)
RTO0Wxx005:	3.2 lb (1.45 kg)
RTO0Wxx004:	0.8 lb (0.36 Kg)

Shipping weight:

RTO0Wxx001:	3.0 lb (1.36 kg)
RTO0Wxx005:	4.5 lb (2.04 kg)
RTO0Wxx004:	1.4 lb (0.64 Kg)

Mounting: Secondary retention not available

Pendant mount:	1" & 3/4" NPT reducer bi-directional mounting
Ceiling mount:	3/4" NPT 5-way surface mounting
Pendant mount:	3/4" NPT-threaded conduit

Specifications

Voltage options:	100-277 VAC	Housing:	Copper-free aluminum
	24-48 VDC	Lens:	Polycarbonate
Operating temp:	-40°F to +133°F	CRI:	75
	(-40°C to +55°C)	CCT:	6000K (cool white)
Power factor:	>0.9		
THD:	<20%		
Surge protection:	1kV line-to-line, 2kV line-to-ground		

Comparison

	Warranty	L70
Dialight LED RTO Area Light	5yr	>150,000
Metal Halide	1	6,000
High Pressure Sodium	1	20,000
Fluorescent	1	24,000

Lumens

Wattage

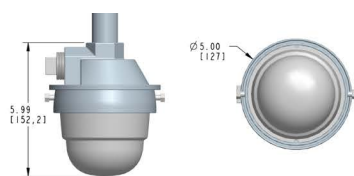
lm/W

Mounting Heights

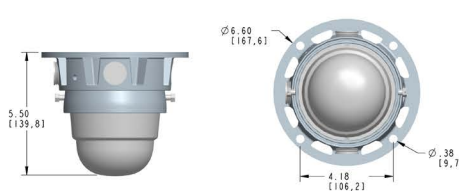
800	8	100	15' and lower
470	8	59	

Dimensions

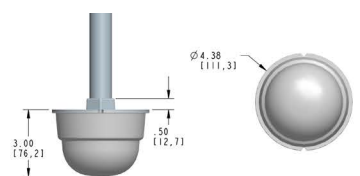
RTO-0Wxx-001



RTO-0Wxx-005

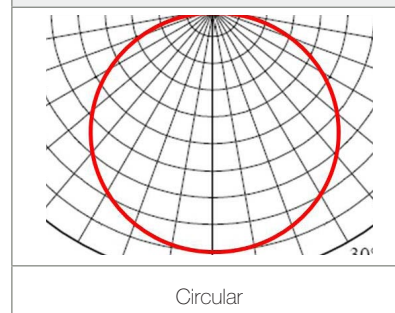


RTO-0Wxx-004



Dimensions in mm [inches]

Beam Distribution



WARNING - INSTALLATION & SECONDARY RETENTION. Use of any Dialight products without proper installation (including secondary retention / netting) and periodic inspections could cause severe injury or death. Dialight recommends that all installations should use secondary retention / netting (appropriate to the installation environment) where applicable. It is the exclusive responsibility of the contractor, installer and/or end-user to: (a) determine the suitability of the product for its intended application; and, (b) ensure that the product is safely installed (with secondary retention / netting where appropriate) and in compliance with all applicable laws and regulations. To the extent permissible under applicable laws, Dialight disclaims all liability for personal injury and/or other damage resulting from any dislodgment or other dislocation of its products.

DuroSite® LED RTO Area Light

Ordering Information & Accessories

Part Number	Type	Fixture Lumens	Watt	lm/W	Voltage	CCT	Lens	Beam Distribution
Standard models - 100-277 VAC								
RTO0W17005	Ceiling mount with junction box	800	8	100	100-277 VAC	6000K (cool white)	Clear polycarbonate	Circular
RTO0W17004	Pendant mount	800	8	100	100-277 VAC	6000K (cool white)	Clear polycarbonate	Circular
RTO0W17001	Pendant mount with junction box	800	8	100	100-277 VAC	6000K (cool white)	Clear polycarbonate	Circular
RTO0W07005	Ceiling mount with junction box	470	8	59	100-277 VAC	6000K (cool white)	Clear polycarbonate	Circular
RTO0W07004	Pendant mount	470	8	59	100-277 VAC	6000K (cool white)	Clear polycarbonate	Circular
RTO0W07001	Pendant mount with junction box	470	8	59	100-277 VAC	6000K (cool white)	Clear polycarbonate	Circular
Standard Models - 24-48 VDC								
RTO0W18005	Ceiling mount with junction box	800	8	100	24-48 VDC	6000K (cool white)	Clear polycarbonate	Circular
RTO0W18004	Pendant mount	800	8	100	24-48 VDC	6000K (cool white)	Clear polycarbonate	Circular
RTO0W18001	Pendant mount with junction box	800	8	100	24-48 VDC	6000K (cool white)	Clear polycarbonate	Circular
RTO0W08005	Ceiling mount with junction box	470	8	59	24-48 VDC	6000K (cool white)	Clear polycarbonate	Circular
RTO0W08004	Pendant mount	470	8	59	24-48 VDC	6000K (cool white)	Clear polycarbonate	Circular
RTO0W08001	Pendant mount with junction box	470	8	59	24-48 VDC	6000K (cool white)	Clear polycarbonate	Circular

All values typical unless otherwise stated (tolerance +/- 10%).



Pendant Mount

- 3/4" NPT-threaded conduit



Pendant Mount with Junction Box

- 1" & 3/4" NPT reducer bi-directional mounting



Ceiling Mount with Junction Box

- 3/4" 5-way surface mounting



RTO1000

- Flush wall mount



RTO1001

- Junction box wall mount

DISCLAIMER. All product information provided is, to the best of Dialight's knowledge, accurate as of the date of publication. When ordering, refer to www.dialight.com for current versions of: (a) relevant product documentation (including the relevant product data sheets); (b) Dialight terms and conditions of sale; and, (c) the relevant product warranty. To the extent that any contract is deemed formed between Dialight and the purchaser of Dialight products and/or an end-user, versions of documents available at www.dialight.com as at the date of sale shall be the versions incorporated therein. In the event of any discrepancy between this document or information provided at www.dialight.com, the latter shall prevail.

SafeSite® LED High Bay - UL / CSA

Class I, Div. 1 and Class I, Zone 1 - 100-277 VAC



Mechanical Information:

Fixture weight:

30 lb (13.6 kg)

Shipping weight:

35 lb (15.9 kg)

Mounting:

3/4" NPT - top

Various Kits

Secondary retention option available

Power Cord:

10' 18 AWG STOOW

10 year warranty

Class I, Div. 1 Groups C, D

Class I, Div. 1 Groups B, C, D

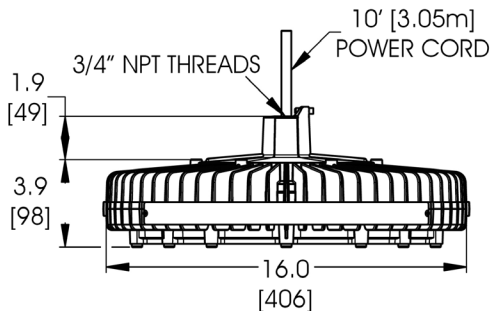
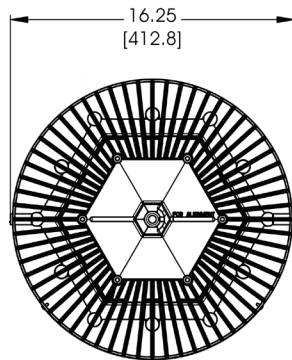
Class I Zone 1, Groups IIB

Class I, Div. 2 Groups C, D

Class II, Div. 1 Groups E, F, G

Class II, Div. 2 Groups F, G

*Group B applies to HEP models only



Dimensions in inches [mm]

Temperature Ratings:

Ambient Temp Range

T4 Temp Code:

-40°F to +149°F (-40°C to +65°C)

Ambient Temp Range

T5 Temp Code:

-40°F to +131°F (-40°C to +50°C)

Certifications & Ratings:

UL 844 (wet locations)

CSA 22.2 No. 137-M81

IP66/67 (100-277 Models)

NEMA 4X

UL 8750

L70 rated for >150,000 hours

Variable Dimming:

Variable Dimming Control:

0-10 VDC

Dimming Range:

10 VDC = 100% light output

0 VDC = <5% light output

Electrical Specifications:

Operating voltage:

100-277 VAC, 120-250 VDC

Power consumption:

See table

Operating temp:

-40°F to +149°F (-40°C to +65°C)

Harmonics:

IEC 61000-3-2

Noise requirement /EMC:

FCC Title 47, Subpart B, Section 15, Class A device. RF Immunity; 10V/m, 80MHz-1GHz

Transient protection:

Protection devices capable of handling up to 6kA. Tested with 10kv/2 ohm combination wave, as per IEEE C62.41, line-line and line-ground

THD:

< 20%

Power factor:

>0.9

Fusing:

Internal

Construction:

Housing:

Copper free aluminum

Finish:

Superior dual coat finish

Sealed polyester topcoat

Chemical-resistant epoxy primer

Lens:

See table

Photometric Information:

CRI:

80

CCT:

5000K (cool white)

4000K (neutral white)

All values typical unless otherwise stated (tolerance +/- 10%)

WARNING - INSTALLATION & SECONDARY RETENTION. Use of any Dialight products without proper installation (including secondary retention / netting) and periodic inspections could cause severe injury or death. Dialight recommends that all installations should use secondary retention / netting (appropriate to the installation environment) where applicable. It is the exclusive responsibility of the contractor, installer and/or end-user to: (a) determine the suitability of the product for its intended application; and, (b) ensure that the product is safely installed (with secondary retention / netting where appropriate) and in compliance with all applicable laws and regulations. To the extent permissible under applicable laws, Dialight disclaims all liability for personal injury and/or other damage resulting from any dislodgment or other dislocation of its products.

SafeSite® LED High Bay - UL / CSA

Class I, Div. 1 and Class I, Zone 1 - 100-277 VAC



Project Information			Specifications	
Part Number:				
Project:				
Fixture Type:		Date:		

Ordering Information

HE	-		-	7	-		-		-	2	-		-	N	-		-	W	-	N	-	G	-	N
Product Code		Cert.		Lens Material		Beam Dist.		CCT & CRI		Oper. Voltage		Lumen Type		Controls		Mounting Options		Power Cable		Elect. Access.		Coatings		No Option

Product Code

HE High Bay 3/4" NPT

Certification

C UL 844, CID1, Class I, Zone 1

M UL 844, CID1 Paint Spray Class I, Zone 1

P UL 844, CID1 Group B, Class I, Zone 1

Lens Material

7 Tempered Glass

Beam Distribution

E Oval

M Medium

N Narrow

W Wide

CCT & CRI

C Cool White 5000K - 80 CRI

N Neutral White 4000K - 80 CRI

Operating Voltage

2 100-277 VAC / 120-250 VDC

Lumen Type

A 9,500 Lumens

B 12,500 Lumens

C 16,000 Lumens

E 23,500 Lumens

Controls

N No Option

Mounting Options

N Pendant 3/4" NPT

P Pendant 3/4" NPT with Safety Retention Tabs

Power Cable

W 10' [3 meter] Power Cable

Electrical Accessories

N No Plug

Coatings

G Gray (RAL 7040)

Option

N No Option

Notes

1) Lumen type based on using a glass lens. See tables for lumens when changing lenses.

DISCLAIMER. All product information provided is, to the best of Dialight's knowledge, accurate as of the date of publication. When ordering, refer to www.dialight.com for current versions of: (a) relevant product documentation (including the relevant product data sheets); (b) Dialight terms and conditions of sale; and, (c) the relevant product warranty. To the extent that any contract is deemed formed between Dialight and the purchaser of Dialight products and/or an end-user, versions of documents available at www.dialight.com as at the date of sale shall be the versions incorporated therein. In the event of any discrepancy between this document or information provided at www.dialight.com, the latter shall prevail.

Ordering Information

SafeSite® LED High Bay

Class I, Div. 1 and Class I, Zone 1 - 100-277 VAC



Class I, Div. 1 and Class I, Zone 1 - 100-277 VAC										
Part Number	Lumens	Wattage	lm/W	Certification	CCT	Lens	Beam Distribution	Controls Option	Hardware Options	Wiring
HEC-7WC2-ENNW-NGN	23,500	186	126	CID1	CW	Tempered Glass	Wide	No controls	Pendant 3/4" NPT	10' Power Cable
HEC-7MC2-ENPW-NGN	23,500	186	126	CID1	CW	Tempered Glass	Medium	No controls	Pendant 3/4" NPT with Safety Tabs	10' Power Cable
HEM-7MC2-ENNW-NGN	23,500	186	126	Paint Spray	CW	Tempered Glass	Medium	No controls	Pendant 3/4" NPT	10' Power Cable
HEC-7MC2-CNNW-NGN	16,000	129	124	CID1	CW	Tempered Glass	Medium	No controls	Pendant 3/4" NPT	10' Power Cable
HEC-7WC2-CNVW-NGN	16,000	129	124	CID1	CW	Tempered Glass	Wide	No controls	Safety Bracket w/ SS 316 Forward Throw Bracket	10' Power Cable
HEC-7MC2-CNPW-NGN	16,000	129	124	CID1	CW	Tempered Glass	Medium	No controls	Pendant 3/4" NPT with Safety Tabs	10' Power Cable
HEC-7WC2-CNTW-NGN	16,000	129	124	CID1	CW	Tempered Glass	Wide	No controls	Safety Bracket w/ Locking Swivel Mount/Bracket SS316	10' Power Cable
HEC-7WC2-CNNW-NGN	16,000	129	124	CID1	CW	Tempered Glass	Wide	No controls	Pendant 3/4" NPT	10' Power Cable
HEC-7WC2-CNPW-NGN	16,000	129	124	CID1	CW	Tempered Glass	Wide	No controls	Pendant 3/4" NPT with Safety Tabs	10' Power Cable
HEM-7MC2-CNNW-NGN	16,000	129	124	Paint Spray	CW	Tempered Glass	Medium	No controls	Pendant 3/4" NPT	10' Power Cable
HEC-7MC2-BNNW-NGN	12,500	102	123	CID1	CW	Tempered Glass	Medium	No controls	Pendant 3/4" NPT	10' Power Cable
HEC-7WC2-BNPW-NGN	12,500	102	123	CID1	CW	Tempered Glass	Wide	No controls	Pendant 3/4" NPT with Safety Tabs	10' Power Cable
HEM-7WC2-BNNW-NGN	12,500	102	123	Paint Spray	CW	Tempered Glass	Wide	No controls	Pendant 3/4" NPT	10' Power Cable
HEC-7WC2-BNNW-NGN	12,500	102	123	CID1	CW	Tempered Glass	Wide	No controls	Pendant 3/4" NPT	10' Power Cable
HEC-7MC2-BNPW-NGN	12,500	102	123	CID1	CW	Tempered Glass	Medium	No controls	Pendant 3/4" NPT with Safety Tabs	10' Power Cable
HEM-7WN2-ANNW-NGN	9,500	80	119	Paint Spray	NW	Tempered Glass	Wide	No controls	Pendant 3/4" NPT	10' Power Cable
HEC-7MC2-ANNW-NGN	9,500	80	119	CID1	CW	Tempered Glass	Medium	No controls	Pendant 3/4" NPT	10' Power Cable
HEC-7WC2-ANNW-NGN	9,500	80	119	CID1	CW	Tempered Glass	Wide	No controls	Pendant 3/4" NPT	10' Power Cable
HEC-7MN2-ANNW-NGN	9,250	80	116	CID1	NW	Tempered Glass	Medium	No controls	Pendant 3/4" NPT	10' Power Cable

All values typical unless otherwise stated (tolerance +/- 10%).

0-10V dimming option available for products in the above table. Replace the ninth character **N** with **D**. Ex: HEC-7WC2-~~EN~~NNW-NGN becomes HEC-7WC2-**ED**NNW-NGN. See ordering chart for additional options.

DISCLAIMER. All product information provided is, to the best of Dialight's knowledge, accurate as of the date of publication. When ordering, refer to www.dialight.com for current versions of: (a) relevant product documentation (including the relevant product data sheets); (b) Dialight terms and conditions of sale; and, (c) the relevant product warranty. To the extent that any contract is deemed formed between Dialight and the purchaser of Dialight products and/or an end-user, versions of documents available at www.dialight.com as at the date of sale shall be the versions incorporated therein. In the event of any discrepancy between this document or information provided at www.dialight.com, the latter shall prevail.

SafeSite® LED High Bay - UL / CSA

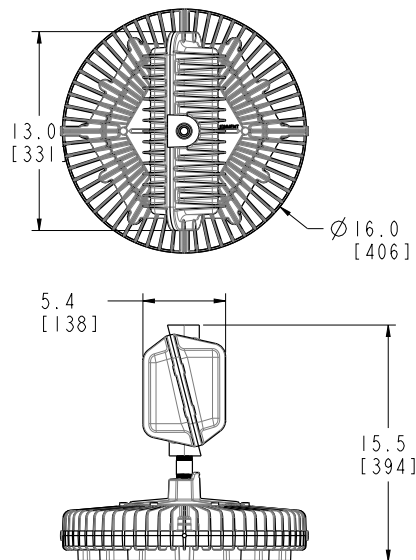
Class I, Div. 1 Passive Power Supply Model - 347 or 480 VAC



Patent pending

Certifications & Ratings:

- UL 844 (wet locations)
- CSA C22.2 No. 137-M81
- IP66/67
- NEMA 4X
- L70 rated for >150,000 hours
- Class I, Div. 1 Groups C, D
- Zone 1, Group IIB
- Class I, Div. 2 Groups C, D
- Class II, Div. 1 Groups E, F, G
- Class II, Div. 2 Groups F, G



Dimensions in inches (mm)

Mechanical Information:

Fixture weight: 52 lbs (23.6 kg)

Shipping weight: 59 lbs (26.8 kg)

Mounting: 3/4" NPT - top

Temperature Ratings:

Ambient temp range T4A temp code: -40°F to +149°F (-40°C to +65°C)

Ambient temp range T5 temp code: -40°F to +131°F (-40°C to +55°C)

Electrical Specifications:

Operating voltage: 347 or 480 VAC
(see part number table)

Total system power consumption: See table

Operating temperature: -40°F to +149°F (-40°C to +65°C)

Noise requirement /EMC: FCC Title 47, Subpart B, Section 15, class A device. RF Immunity; 10V/m, 80MHz-1GHz

Transient protection: Tested for 10kV/2 ohm combination wave, as per IEEE C62.41, line-line and line ground

THD: <10K <30%
>10K <20%

Power factor: >0.9

Fusing: Internal

Construction:

Housing: Copper free aluminum

Finish: Superior dual coat finish
- Sealed polyester topcoat
- Epoxy primer

Lens: See table

Photometric Information:

CRI: 80

CCT: 5000K (cool white)
4000K (neutral white)

All values typical unless otherwise stated (tolerance +/- 10%)

DISCLAIMER. All product information provided is, to the best of Dialight's knowledge, accurate as of the date of publication. When ordering, refer to www.dialight.com for current versions of: (a) relevant product documentation (including the relevant product data sheets); (b) Dialight terms and conditions of sale; and, (c) the relevant product warranty. To the extent that any contract is deemed formed between Dialight and the purchaser of Dialight products and/or an end-user, versions of documents available at www.dialight.com as at the date of sale shall be the versions incorporated therein. In the event of any discrepancy between this document or information provided at www.dialight.com, the latter shall prevail.

SafeSite® LED High Bay - UL / CSA

Class I, Div. 1 Passive Power Supply Model - 347 or 480 VAC



Project Information			Specifications		
Part Number:					
Project:					
Fixture Type:		Date:			

Ordering Information

<div>HE</div>	-	<div>C</div>	-	<div>7</div>	-	<div>M</div>	-	<div></div>	-	<div></div>	-	<div></div>	-	<div>N</div>	-	<div></div>	-	<div>W</div>	-	<div>N</div>	-	<div>G</div>	-	<div>N</div>
Product Code		Cert.		Lens Material		Beam Dist.		CCT & CRI		Oper. Voltage		Lumen Type		Controls		Mounting Options		Power Cable		Elect. Access.		Coatings		No Option
Product Code						Beam Distribution						Lumen Type ¹						Power Cable						
HE High Bay Passive Power Supply						M Medium						A 9,500 Lumens						W 10' (3 meter) Power Cable						
												B 14,000 Lumens												
												C 18,000 Lumens						Electrical Accessories						
												E 27,000 Lumens						N No Plug						
Certification						CCT & CRI						Controls						Coatings						
C UL 844 CID1						C Cool White 5000K - 80 CRI						N No Option						G Gray (RAL 7040)						
						N Neutral White 4000K - 80 CRI																		
Lens Material						Operating Voltage						Mounting Options						Option						
7 Tempered Glass						P 480 VAC						N Pendant 3/4" NPT						N No Option						
						Q 347 VAC						P Pendant 3/4" NPT with Safety Retention Tabs												

Notes

1) Lumen values provided for reference only. Actual lumen values provided in the table on page 3.

Part Number	Lumens	Wattage	lm/W	CCT	Lens	Beam Distribution	Hardware Options	Wiring
347 VAC Models								
HEC-7MCQ-ENNW-NGN	27,400	206	133	5000K (cool white)	Tempered Glass	Medium	Pendant 3/4" NPT	10' Power Cable
HEC-7MCQ-CNNW-NGN	18,300	136	135	5000K (cool white)	Tempered Glass	Medium	Pendant 3/4" NPT	10' Power Cable
HEC-7MCQ-BNNW-NGN	13,200	100	132	5000K (cool white)	Tempered Glass	Medium	Pendant 3/4" NPT	10' Power Cable
HEC-7MCQ-ANNW-NGN	9,800	81	121	5000K (cool white)	Tempered Glass	Medium	Pendant 3/4" NPT	10' Power Cable
480 VAC Models								
HEC-7MCP-ENNW-NGN	27,200	206	132	5000K (cool white)	Tempered Glass	Medium	Pendant 3/4" NPT	10' Power Cable
HEC-7MCP-CNNW-NGN	18,200	129	141	5000K (cool white)	Tempered Glass	Medium	Pendant 3/4" NPT	10' Power Cable
HEC-7MCP-BNNW-NGN	15,200	116	131	5000K (cool white)	Tempered Glass	Medium	Pendant 3/4" NPT	10' Power Cable
HEC-7MCP-ANNW-NGN	9,400	73	129	5000K (cool white)	Tempered Glass	Medium	Pendant 3/4" NPT	10' Power Cable

All values typical unless otherwise stated (tolerance +/- 10%)

See ordering chart for additional options.

DISCLAIMER. All product information provided is, to the best of Dialight's knowledge, accurate as of the date of publication. When ordering, refer to www.dialight.com for current versions of: (a) relevant product documentation (including the relevant product data sheets); (b) Dialight terms and conditions of sale; and, (c) the relevant product warranty. To the extent that any contract is deemed formed between Dialight and the purchaser of Dialight products and/or an end-user, versions of documents available at www.dialight.com as at the date of sale shall be the versions incorporated therein. In the event of any discrepancy between this document or information provided at www.dialight.com, the latter shall prevail.

SafeSite® LED High Bay - UL / CSA

Class I, Div. 2 and Class I, Zone 2 - 100-277 VAC

Corded Model



Mechanical Information:

Fixture weight:

18 lb (8.2 kg)

Shipping weight:

24 lb (10.9 kg)

Mounting:

3/4" NPT - top

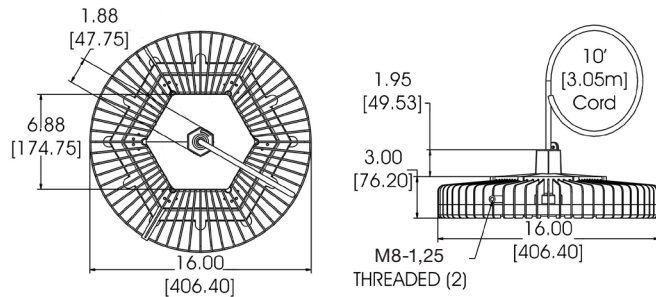
Various Kits

Secondary retention option available

Power Cord:

10' 18 AWG ST00W

Patent pending



Integrated Wiring Box Model



Mechanical Information:

Fixture weight:

20 lb (9.1 kg)

Shipping weight:

26 lb (11.8 kg)

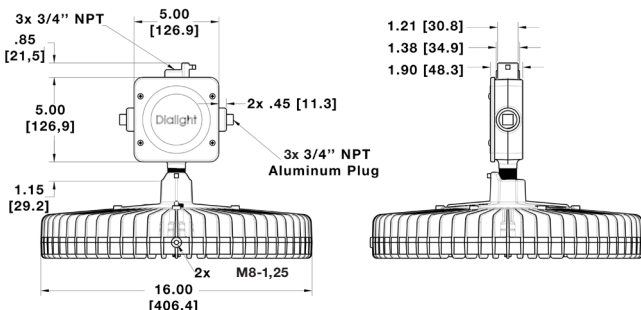
Mounting:

3/4" NPT or Hook

Secondary retention option available

Wiring Box Cable Entries:

(3x) 3/4" NPT



Dimensions in inches [mm]

Temperature Ratings:

Ambient Temp Range

T4 Temp Code:

-40°F to +149°F (-40°C to +65°C)

Ambient Temp Range

T5 Temp Code:

-40°F to +131°F (-40°C to +50°C)

Certifications & Ratings:

UL 844 (wet locations)

NEMA 4X

CSA 22.2 No. 137-M81

UL 8750

IP66/67 (100-277 Models)

L70 rated for >150,000 hours

Class I, Div. 2 Groups A, B, C, D

Class I, Zone 2, Group IIC

Class II, Div. 1 Groups E, F, G (HE models only)

Class II, Div. 2 Groups F, G

Class III, Div. 1 & 2

10 year warranty

Variable Dimming:

Variable Dimming Control: 0-10 VDC

Dimming Range:

10 VDC = 100% light output

0 VDC = <5% light output

Electrical Specifications:

Operating voltage:

100-277 VAC, 120-250 VDC

Power consumption:

See table

Operating temp:

-40°F to +149°F (-40°C to +65°C)

Harmonics:

IEC 61000-3-2

Noise requirement /EMC:

FCC Title 47, Subpart B, Section 15, Class A device. RF Immunity; 10V/m, 80MHz-1GHz

Transient protection:

Protection devices capable of handling up to 6kA. Tested with 10kv/2 ohm combination wave, as per IEEE C62.41, line-line and line-ground

THD:

< 20%

Power factor:

>0.9

Fusing:

Internal

Construction:

Housing:

Copper free aluminum

Finish:

Superior dual coat finish

Sealed polyester topcoat

Chemical-resistant epoxy primer

Lens:

See table

Photometric Information:

CRI:

80

CCT:

5000K (cool white)


4000K (neutral white)

All values typical unless otherwise stated (tolerance +/- 10%)

WARNING - INSTALLATION & SECONDARY RETENTION. Use of any Dialight products without proper installation (including secondary retention / netting) and periodic inspections could cause severe injury or death. Dialight recommends that all installations should use secondary retention / netting (appropriate to the installation environment) where applicable. It is the exclusive responsibility of the contractor, installer and/or end-user to: (a) determine the suitability of the product for its intended application; and, (b) ensure that the product is safely installed (with secondary retention / netting where appropriate) and in compliance with all applicable laws and regulations. To the extent permissible under applicable laws, Dialight disclaims all liability for personal injury and/or other damage resulting from any dislodgment or other dislocation of its products.

SafeSite® LED High Bay - UL / CSA

Class I, Div. 2 and Class I, Zone 2 - 100-277 VAC



Project Information			Specifications		
Part Number:					
Project:					
Fixture Type:		Date:			

Ordering Information

<div></div>	<div>D</div>	<div></div>	<div></div>	<div></div>	<div>2</div>	<div></div>	<div></div>	<div></div>	<div></div>	<div>N</div>	<div>G</div>	<div>N</div>
Product Code	Cert.	Lens Material	Beam Dist.	CCT & CRI	Oper. Voltage	Lumen Type	Controls	Mounting Options	Power Cable	Elect. Access.	Coatings	No Option

Product Code HC High Bay Integrated Pendant Wiring Box HE High Bay 3/4" NPT	Beam Distribution E Oval M Medium N Narrow W Wide	Lumen Type A 11,250 Lumens B 14,250 Lumens C 19,500 Lumens E 26,250 Lumens	Power Cable N No Cord (HC only) W 10' [3 meter] Power Cable
Certification D UL 844 CID2, CII, CIII Class I, Zone 2	CCT & CRI C Cool White 5000K - 80 CRI N Neutral White 4000K - 80 CRI	Controls D Dimming (0-10V) N No Option	Electrical Accessories N No Plug
Lens Material 4 Polycarbonate - Clear 7 Tempered Glass L Polycarbonate Dome - Diffused R Power Wash Tempered Glass	Operating Voltage 2 100-277 VAC / 120-250 VDC	Mounting Options H Hook (HC only) N Pendant 3/4" NPT P Pendant 3/4" NPT with Safety Retention Tabs R Safety Retention Tabs with Hook (HC only)	Coatings G Gray (RAL 7040)
			Option N No Option

Notes

1) Lumen type based on using a glass lens. See tables for lumens when changing lenses.

DISCLAIMER. All product information provided is, to the best of Dialight's knowledge, accurate as of the date of publication. When ordering, refer to www.dialight.com for current versions of: (a) relevant product documentation (including the relevant product data sheets); (b) Dialight terms and conditions of sale; and, (c) the relevant product warranty. To the extent that any contract is deemed formed between Dialight and the purchaser of Dialight products and/or an end-user, versions of documents available at www.dialight.com as at the date of sale shall be the versions incorporated therein. In the event of any discrepancy between this document or information provided at www.dialight.com, the latter shall prevail.

Ordering Information

Class I, Div. 2 and Class I, Zone 2 - 100-277 VAC



Corded Model - Class I, Div. 2 and Class I, Zone 2 - 100-277 VAC

Part Number	Lumens	Wattage	lm/W	CCT	Lens	Beam Distribution	Controls Option	Hardware Options	Wiring
HED-7WC2-ENNW-NGN	26,250	186	141	CW	Tempered Glass	Wide	No controls	Pendant 3/4" NPT	10' Power Cable
HED-7MC2-ENPW-NGN	26,250	186	141	CW	Tempered Glass	Medium	No controls	Pendant 3/4" NPT with Safety Tabs	10' Power Cable
HED-7WC2-ENPW-NGN	26,250	186	141	CW	Tempered Glass	Wide	No controls	Pendant 3/4" NPT with Safety Tabs	10' Power Cable
HED-7WC2-ENTW-NGN	26,250	186	141	CW	Tempered Glass	Wide	No controls	Safety Bracket w/ Locking Swivel Mount/ Bracket SS316	10' Power Cable
HED-7MC2-ENNW-NGN	26,250	186	141	CW	Tempered Glass	Medium	No controls	Pendant 3/4" NPT	10' Power Cable
HED-7WC2-ENWV-NGN	26,250	186	141	CW	Tempered Glass	Wide	No controls	Safety Bracket w/ SS 316 Forward Throw Bracket	10' Power Cable
HED-4MC2-ENNW-NGN	25,250	186	136	CW	Polycarbonate - Clear	Medium	No controls	Pendant 3/4" NPT	10' Power Cable
HED-7WC2-CNPW-NGN	19,500	129	151	CW	Tempered Glass	Wide	No controls	Safety Bracket w/ SS 316 Forward Throw Bracket	10' Power Cable
HED-7MC2-CNPW-NGN	19,500	129	151	CW	Tempered Glass	Medium	No controls	Safety Tabs	10' Power Cable
HED-7WC2-CNNW-NGN	19,500	129	151	CW	Tempered Glass	Wide	No controls	Pendant 3/4" NPT	10' Power Cable
HED-7WC2-CNTW-NGN	19,500	129	151	CW	Tempered Glass	Wide	No controls	Safety Bracket w/ Locking Swivel Mount/ Bracket SS316	10' Power Cable
HED-4MC2-CNNW-NGN	18,750	129	145	CW	Polycarbonate - Clear	Medium	No controls	Pendant 3/4" NPT	10' Power Cable
HED-7MC2-CNNW-NGN	19,500	129	151	CW	Tempered Glass	Medium	No controls	Pendant 3/4" NPT	10' Power Cable
HED-7MC2-BNNW-NGN	14,250	102	140	CW	Tempered Glass	Medium	No controls	Pendant 3/4" NPT	10' Power Cable
HED-7WC2-BNPW-NGN	14,250	102	140	CW	Tempered Glass	Wide	No controls	Pendant 3/4" NPT with Safety Tabs	10' Power Cable
HED-7MC2-BNPW-NGN	14,250	102	140	CW	Tempered Glass	Medium	No controls	Pendant 3/4" NPT with Safety Tabs	10' Power Cable
HED-7MN2-BNPW-NGN	13,750	102	135	NW	Tempered Glass	Medium	No controls	Pendant 3/4" NPT with Safety Tabs	10' Power Cable
HED-7WC2-BNNW-NGN	14,250	102	140	CW	Tempered Glass	Wide	No controls	Pendant 3/4" NPT	10' Power Cable
HED-4MC2-BNNW-NGN	13,750	102	135	CW	Polycarbonate - Clear	Medium	No controls	Pendant 3/4" NPT	10' Power Cable
HED-7MC2-ANNW-NGN	11,250	80	141	CW	Tempered Glass	Medium	No controls	Pendant 3/4" NPT	10' Power Cable
HED-7MC2-ANPW-NGN	11,250	80	141	CW	Tempered Glass	Medium	No controls	Pendant 3/4" NPT with Safety Tabs	10' Power Cable
HED-7WC2-ANNW-NGN	11,250	80	141	CW	Tempered Glass	Wide	No controls	Pendant 3/4" NPT	10' Power Cable
HED-4MC2-ANNW-NGN	10,750	80	134	CW	Polycarbonate - Clear	Medium	No controls	Pendant 3/4" NPT	10' Power Cable
HED-5MC2-ANNW-NGN	10,500	80	131	CW	Polycarbonate - Diffused	Medium	No controls	Pendant 3/4" NPT	10' Power Cable

All values typical unless otherwise stated (tolerance +/- 10%).

0-10V dimming option available for products in the above table. Replace the ninth character **N** with **D**. Ex: HED-7MC2-~~ENN~~W-NGN becomes HED-7MC2-~~ED~~NW-NGN.

DISCLAIMER. All product information provided is, to the best of Dialight's knowledge, accurate as of the date of publication. When ordering, refer to www.dialight.com for current versions of: (a) relevant product documentation (including the relevant product data sheets); (b) Dialight terms and conditions of sale; and, (c) the relevant product warranty. To the extent that any contract is deemed formed between Dialight and the purchaser of Dialight products and/or an end-user, versions of documents available at www.dialight.com as at the date of sale shall be the versions incorporated therein. In the event of any discrepancy between this document or information provided at www.dialight.com, the latter shall prevail.

SafeSite® LED High Bay - UL / CSA

Wiring Box Model & Passive Power Supply Model - 347 and 480 VAC

Wiring Box Model - 347-480 VAC



Mechanical Information:

Fixture weight:

34 lb (15.4 kg)

Shipping weight:

39 lb (17.7 kg)

Mounting:

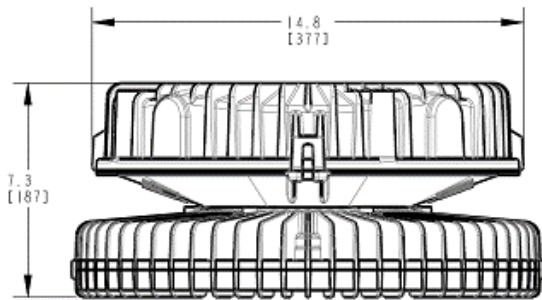
3/4" NPT - top

Various Kits

Secondary retention option available

Wiring Box Cable Entries:

(5x) 3/4" NPT



Passive Power Supply Model - 347 or 480 VAC



Mechanical Information:

Fixture weight:

40 lb (18.1 kg)

Shipping weight:

45 lb (20.4 kg)

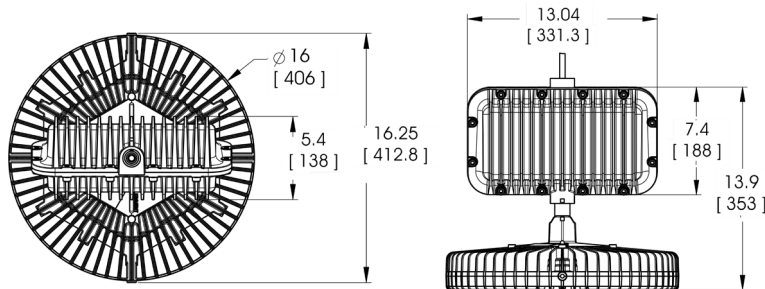
Mounting:

3/4" NPT - top

Various Kits

Secondary retention option available

Patent pending



Dimensions in inches [mm]

Certifications & Ratings:

UL 1598/A (wet locations)

UL 8750

IP66

Class I, Div. 2 Groups A, B, C, D

Class I, Zone 2, Group IIC

Class II, Div. 1 Groups E, F, G

Class II, Div. 2 Groups F, G

Class III, Div. 1 & 2

10 year warranty

CSA C22.2 No. 250.0-08

NEMA 4X

L70 rated for >150,000 hours

Variable Dimming:

Variable Dimming Control: 0-10 VDC

Electrical Specifications:

Operating Voltage:

347-480 VAC

347 or 480 VAC (Passive only)

Total system power consumption:

See table

Operating Temp:

-40°F to +149°F (-40°C to +65°C)

Harmonics:

IEC 61000-3-2

Noise requirement /EMC:

FCC Title 47, Subpart B, Section 15, class A device. RF Immunity; 10V/m, 80MHz-1GHz

Transient protection:

Protection devices capable of handling up to 10kv. Tested for 10kv/2 ohm combination wave, as per IEEE C62.41, line-line and line ground

THD:

<20%

Power Factor:

>0.9

Fusing:

Internal

Construction:

Housing:

Copper free aluminum

Finish:

Superior dual coat finish
Sealed polyester topcoat
Chemical-resistant epoxy primer

Lens:

See table

Photometric Information:

CRI:

80

CCT:

5000K (cool white)


4000K (neutral white)

All values typical unless otherwise stated (tolerance +/- 10%)

WARNING - INSTALLATION & SECONDARY RETENTION. Use of any Dialight products without proper installation (including secondary retention / netting) and periodic inspections could cause severe injury or death. Dialight recommends that all installations should use secondary retention / netting (appropriate to the installation environment) where applicable. It is the exclusive responsibility of the contractor, installer and/or end-user to: (a) determine the suitability of the product for its intended application; and, (b) ensure that the product is safely installed (with secondary retention / netting where appropriate) and in compliance with all applicable laws and regulations. To the extent permissible under applicable laws, Dialight disclaims all liability for personal injury and/or other damage resulting from any dislodgment or other dislocation of its products.

SafeSite® LED High Bay - UL / CSA

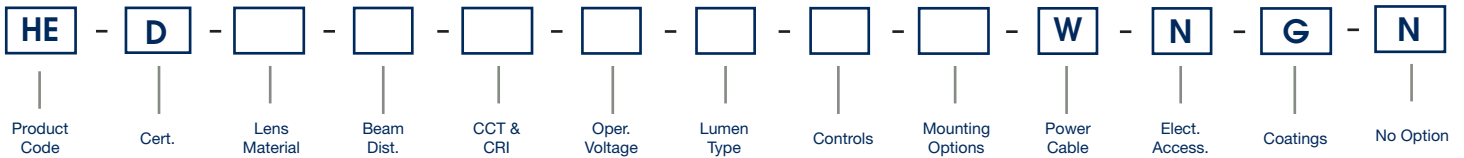
Wiring Box Model & Passive Power Supply Models - 347 and 480 VAC



Project Information		
Part Number:		
Project:		
Fixture Type:		Date:

Specifications

Ordering Information



Product Code

HE High Bay 3/4" NPT

Beam Distribution

E Oval (Voltage A only)
M Medium (required for Voltage P, Q)
N Narrow (Voltage A only)
W Wide (Voltage A only)

Lumen Type

A 11,250 Lumens
B 14,250 Lumens
C 18,000 Lumens
E 27,000 Lumens

Power Cable

N No Cord (Voltage A only)
W 10' (3 meter) Power Cable

Certification

D UL 844 CID2, CII, CIII
Class I, Zone 2

CCT & CRI

C Cool White 5000K - 80 CRI
N Neutral White 4000K - 80 CRI

Controls

D Dimming (Voltage A only)
N No Dimming

Electrical Accessories

N No Plug

Lens Material

4 Polycarbonate - Clear
7 Tempered Glass
L Polycarbonate Dome - Diffused
R Power Wash Tempered Glass

Operating Voltage

A 347/480 VAC Step Down Transformer
P 480 VAC
Q 347 VAC

Mounting Options

H Hook (Voltage A only)
N Pendant 3/4" NPT
P Pendant 3/4" NPT with Safety Retention Tabs
R Safety Retention Tabs with Hook (Voltage A only)

Coatings

G Gray (RAL 7040)

Option

N No Option


Notes

- 1) Lumen type based on using a glass lens. See tables for lumens when changing lenses.
- 3) Passive must be (M) Medium beam distribution.

DISCLAIMER. All product information provided is, to the best of Dialight's knowledge, accurate as of the date of publication. When ordering, refer to www.dialight.com for current versions of: (a) relevant product documentation (including the relevant product data sheets); (b) Dialight terms and conditions of sale; and, (c) the relevant product warranty. To the extent that any contract is deemed formed between Dialight and the purchaser of Dialight products and/or an end-user, versions of documents available at www.dialight.com as at the date of sale shall be the versions incorporated therein. In the event of any discrepancy between this document or information provided at www.dialight.com, the latter shall prevail.

Ordering Information

SafeSite® LED High Bay - Wiring Box Model



Wiring Box Model - 347-480 VAC

Part Number	Lumens	Wattage	lm/W	CCT	Lens	Beam Distribution	Controls Option	Hardware Options	Wiring
HED-7MCA-CDNW-NGN	19,500	158	123	CW	Tempered Glass	Medium	Dimming	Pendant 3/4" NPT	10' Power Cable
HED-7MCA-BDNW-NGN	14,250	131	109	CW	Tempered Glass	Medium	Dimming	Pendant 3/4" NPT	10' Power Cable
HED-4MCA-BDNW-NGN	13,000	122	107	CW	Polycarbonate - Clear	Medium	Dimming	Pendant 3/4" NPT	10' Power Cable
HED-4MCA-ADNW-NGN	10,000	101	99	CW	Polycarbonate - Clear	Medium	Dimming	Pendant 3/4" NPT	10' Power Cable

All values typical unless otherwise stated (tolerance +/- 10%).

See ordering chart for additional options.

Ordering Information

SafeSite® LED High Bay - Passive Power Supply Model



Passive Power Supply Model - 480 VAC

Part Number	Lumens	Wattage	lm/W	CCT	Lens	Beam Distribution	Controls Option	Hardware Options	Wiring
HED-7MCP-ENNW-NGN	27,000	206	131	CW	Tempered Glass	Medium	No controls	Pendant 3/4" NPT	10' Power Cable
HED-7MCP-CNNW-NGN	18,000	129	140	CW	Tempered Glass	Medium	No controls	Pendant 3/4" NPT	10' Power Cable
HED-7MCP-BNNW-NGN	14,250	116	123	CW	Tempered Glass	Medium	No controls	Pendant 3/4" NPT	10' Power Cable
HED-7MCP-ANNW-NGN	11,250	73	154	CW	Tempered Glass	Medium	No controls	Pendant 3/4" NPT	10' Power Cable

All values typical unless otherwise stated (tolerance +/- 10%).

See ordering chart for additional options.

DISCLAIMER. All product information provided is, to the best of Dialight's knowledge, accurate as of the date of publication. When ordering, refer to www.dialight.com for current versions of: (a) relevant product documentation (including the relevant product data sheets); (b) Dialight terms and conditions of sale; and, (c) the relevant product warranty. To the extent that any contract is deemed formed between Dialight and the purchaser of Dialight products and/or an end-user, versions of documents available at www.dialight.com as at the date of sale shall be the versions incorporated therein. In the event of any discrepancy between this document or information provided at www.dialight.com, the latter shall prevail.

SafeSite® LED Low Bay - UL / CSA

Corded Model & Integrated Wiring Box Model - 100-277 VAC, Class I Div. 2

Corded Model



Mechanical Information:

Fixture weight:

18 lb (8.2 kg)

Shipping weight:

24 lb (10.9 kg)

Mounting:

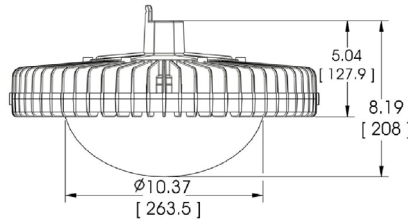
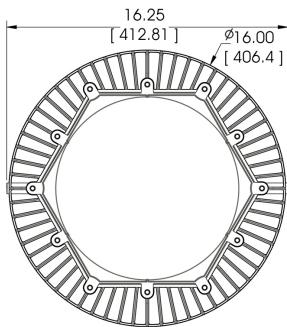
3/4" NPT - top

Various Kits

Secondary retention option available

Power Cord:

10' 18 AWG ST00W



Integrated Wiring Box Model



Mechanical Information:

Fixture weight:

20 lb (9.1 kg)

Shipping weight:

26 lb (11.8 kg)

Mounting:

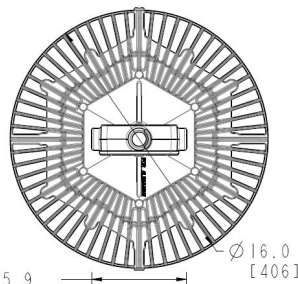
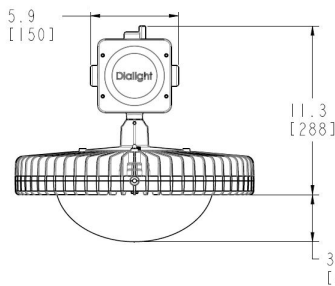
3/4" NPT or Hook

Various Kits

Secondary retention option available

Wiring Box Cable Entries:

(3x) 3/4" NPT



Dimensions in inches [mm]

WARNING - INSTALLATION & SECONDARY RETENTION. Use of any Dialight products without proper installation (including secondary retention / netting) and periodic inspections could cause severe injury or death. Dialight recommends that all installations should use secondary retention / netting (appropriate to the installation environment) where applicable. It is the exclusive responsibility of the contractor, installer and/or end-user to: (a) determine the suitability of the product for its intended application; and, (b) ensure that the product is safely installed (with secondary retention / netting where appropriate) and in compliance with all applicable laws and regulations. To the extent permissible under applicable laws, Dialight disclaims all liability for personal injury and/or other damage resulting from any dislodgment or other dislocation of its products.

www.dialight.com

Certifications & Ratings:

UL 1598/A (wet locations) CSA C22.2 No. 250.0-08
 UL 8750 NEMA 4X
 IP66/67 (100-277 Models) L70 rated for >150,000 hours
 Class I, Div. 2, Groups A, B, C, D
 Class I, Zone 2, Group IIC
 Class II, Div. 1 Groups E, F, G (HE models only)
 Class II, Div. 2 Groups F, G
 Class III, Div. 1 & 2
 10 year warranty

Variable Dimming:

Variable Dimming Control: 0-10 VDC

Dimming Range:

10 VDC = 100% light output
 0 VDC = <5% light output

Electrical Specifications:

Operating Voltage: 100-277 VAC (120-250 VDC)

Total system power consumption:

See table

Operating Temp:

-40°F to +149°F (-40°C to +65°C)

Harmonics:

IEC 61000-3-2

Noise requirement /EMC:

FCC Title 47, Subpart B, Section 15, class A device. RF Immunity; 10V/m, 80MHz-1GHz

Transient protection:

Protection devices capable of handling up to 10kv. Tested for 10kv/2 ohm combination wave, as per IEEE C62.41, line-line and line ground

THD:

6K-18k lm models: <20%
 4k lm models: <30%

Power Factor:

>0.9

Fusing:

Internal

Construction:

Housing:

Copper free aluminum

Finish:

Superior dual coat finish
 Sealed polyester topcoat
 Chemical-resistant epoxy primer

Lens:

See table

Photometric Information:

CRI:

80


CCT:

5000K (cool white)
 4000K (neutral white)
 2700K (warm white)

All values typical unless otherwise stated (tolerance +/- 10%)

SafeSite® LED Low Bay - UL / CSA

Corded & Integrated Wiring Box - 100-277 VAC
Class I Div. 2



Project Information			Specifications		
Part Number:					
Project:					
Fixture Type:		Date:			

Ordering Information

<div></div>	<div>D</div>	<div></div>	<div>U</div>	<div></div>	<div>2</div>	<div></div>	<div></div>	<div></div>	<div></div>	<div>N</div>	<div>G</div>	<div>N</div>
Product Code	Cert.	Lens Material	Beam Dist.	CCT & CRI	Oper. Voltage	Lumen Type	Controls	Mounting Options	Power Cable	Elect. Access.	Coatings	No Option

Product Code

LC	Low Bay Integrated Wiring Box
LE	Low Bay

Beam Distribution

U	Ultra Wide
---	------------

Lumen Type

4	4,000 Lumens
6	6,000 Lumens
9	9,000 Lumens
B	14,000 Lumens
C	18,000 Lumens

Power Cable

N	No Cord (LC only)
W	10' [3 meter] Power Cable

Certification

D	UL 844 CID2, CII, CIII Class I, Zone 2
---	---

CCT & CRI

C	Cool White 5000K - 80 CRI
N	Neutral White 4000K - 80 CRI

Electrical Accessories

N	No Plug
---	---------

Controls

D	Dimming (0-10V)
N	No Option

Coatings

G	Gray (RAL 7040)
---	-----------------

Lens Material

4	Polycarbonate - Clear
5	Polycarbonate - Diffused
L	Polycarbonate Dome - Diffused

Operating Voltage

2	100-277 VAC / 120-250 VDC
---	---------------------------

Mounting Options

H	Hook (LC only)
N	Pendant 3/4" NPT
P	Pendant 3/4" NPT with Safety Retention Tabs
R	Safety Retention Tabs with Hook (LE only)

Option

N	No Option
---	-----------

DISCLAIMER. All product information provided is, to the best of Dialight's knowledge, accurate as of the date of publication. When ordering, refer to www.dialight.com for current versions of: (a) relevant product documentation (including the relevant product data sheets); (b) Dialight terms and conditions of sale; and, (c) the relevant product warranty. To the extent that any contract is deemed formed between Dialight and the purchaser of Dialight products and/or an end-user, versions of documents available at www.dialight.com as at the date of sale shall be the versions incorporated therein. In the event of any discrepancy between this document or information provided at www.dialight.com, the latter shall prevail.

Ordering Information

SafeSite® LED Low Bay - Corded Model, Class I, Div. 2



Corded Model - Class I, Div. 2 - 100-277 VAC

Part Number	Lumens	Wattage	lm/W	CCT	Lens	Beam Distribution	Controls Option	Hardware Options	Power Cable
LED-LUC2-CNNW-NGN	18,000	154	117	CW	Polycarbonate Dome - Diffused	Ultra Wide	No controls	Pendant 3/4" NPT	10' Power Cable
LED-LUC2-BNNW-NGN	14,000	114	123	CW	Polycarbonate Dome - Diffused	Ultra Wide	No controls	Pendant 3/4" NPT	10' Power Cable
LED-LUC2-9NNW-NGN	9,000	80	113	CW	Polycarbonate Dome - Diffused	Ultra Wide	No controls	Pendant 3/4" NPT	10' Power Cable
LED-LUC2-6NNW-NGN	6,000	56	107	CW	Polycarbonate Dome - Diffused	Ultra Wide	No controls	Pendant 3/4" NPT	10' Power Cable

All values typical unless otherwise stated (tolerance +/- 10%).

0-10V dimming option available for products in the above table. Replace the ninth character **N** with **D**. Ex: LEU-LUC2-9**N**NW-NGN becomes LEU-LUC2-9**D**NW-NGN. See ordering chart for additional options.

DISCLAIMER. All product information provided is, to the best of Dialight's knowledge, accurate as of the date of publication. When ordering, refer to www.dialight.com for current versions of: (a) relevant product documentation (including the relevant product data sheets); (b) Dialight terms and conditions of sale; and, (c) the relevant product warranty. To the extent that any contract is deemed formed between Dialight and the purchaser of Dialight products and/or an end-user, versions of documents available at www.dialight.com as at the date of sale shall be the versions incorporated therein. In the event of any discrepancy between this document or information provided at www.dialight.com, the latter shall prevail.

SafeSite® LED High Bay

Lumen Tables

High Bay 480V Passive Model

Lumen Letter	480V Wattage	Lens Character	Material	Diffused	Lumens 5000K CCT	Lumens 4000K CCT	Lumens 2700K CCT
E	206	7	Tempered Glass	No	27,000	26,250	23,000
	206	4	Polycarbonate	No	26,000	25,250	21,500
	206	5	Polycarbonate	Yes	25,250	24,500	20,750
	206	L	Polycarbonate Dome	Yes	25,000	24,250	20,500
	206	8	Tempered Glass	Yes	23,750	23,000	19,500
C	129	7	Tempered Glass	No	18,000	17,500	14,750
	129	4	Polycarbonate	No	17,250	16,750	14,250
	129	5	Polycarbonate	Yes	17,000	16,500	14,000
	129	L	Polycarbonate Dome	Yes	16,750	16,250	13,750
	129	8	Tempered Glass	Yes	15,750	15,250	13,000
B	116	7	Tempered Glass	No	14,250	13,750	11,750
	116	4	Polycarbonate	No	13,750	13,250	11,000
	116	5	Polycarbonate	Yes	13,500	13,000	11,000
	116	L	Polycarbonate Dome	Yes	13,250	12,750	10,750
	116	8	Tempered Glass	Yes	12,500	12,250	10,500
A	73	7	Tempered Glass	No	11,250	11,000	9,500
	73	4	Polycarbonate	No	10,750	10,500	9,000
	73	5	Polycarbonate	Yes	10,500	10,250	8,750
	73	L	Polycarbonate Dome	Yes	10,250	9,950	8,500
	73	8	Tempered Glass	Yes	9,750	9,500	8,000

Notes

1) For models using transformers, add 12W for 480V & 29W for 347V

SafeSite CID1 High Bay 100-277 VAC

Lumen Letter	Wattage	Lens	Material	Diffused	Lumens 5000K CCT	Lumens 4000K CCT	Lumens 2700K CCT
E	186	7	Tempered Glass	No	23,500	22,750	20,000
	186	8	Tempered Glass	Yes	20,750	20,250	17,250
C	129	7	Tempered Glass	No	16,000	15,500	13,250
	129	8	Tempered Glass	Yes	14,000	13,500	11,500
B	102	7	Tempered Glass	No	12,500	12,250	10,500
	102	8	Tempered Glass	Yes	11,000	10,750	9,250
A	80	7	Tempered Glass	No	9,500	9,250	7,750

Notes

1) For models using transformers, add 12W for 480V & 29W for 347V

DISCLAIMER. All product information provided is, to the best of Dialight's knowledge, accurate as of the date of publication. When ordering, refer to www.dialight.com for current versions of: (a) relevant product documentation (including the relevant product data sheets); (b) Dialight terms and conditions of sale; and, (c) the relevant product warranty. To the extent that any contract is deemed formed between Dialight and the purchaser of Dialight products and/or an end-user, versions of documents available at www.dialight.com as at the date of sale shall be the versions incorporated therein. In the event of any discrepancy between this document or information provided at www.dialight.com, the latter shall prevail.

SafeSite® LED High Bay

Lumen Tables & Accessories

High Bay 347V Passive Model							
Lumen Letter	347V Wattage	Lens Character	Material	Diffused	Lumens 5000K CCT	Lumens 4000K CCT	Lumens 2700K CCT
E	206	7	Tempered Glass	No	27,000	26,250	23,000
	206	4	Polycarbonate	No	26,000	25,250	21,500
	206	5	Polycarbonate	Yes	25,250	24,500	20,750
	206	L	Polycarbonate Dome	Yes	25,000	24,250	20,500
	206	8	Tempered Glass	Yes	23,750	23000	19,500
C	136	7	Tempered Glass	No	18,000	17,500	14,750
	136	4	Polycarbonate	No	17,250	16750	14,250
	136	5	Polycarbonate	Yes	17,000	16,500	14,000
	136	L	Polycarbonate Dome	Yes	16,750	16,250	13,750
	136	8	Tempered Glass	Yes	15,750	15,250	13,000
B	100	7	Tempered Glass	No	14,250	13,750	11,750
	100	4	Polycarbonate	No	13,750	13,250	11,000
	100	5	Polycarbonate	Yes	13,500	13,000	11,000
	100	L	Polycarbonate Dome	Yes	13,250	12,750	10,750
	100	8	Tempered Glass	Yes	12,500	12,250	10,500
A	81	7	Tempered Glass	No	11,250	11,000	9,500
	81	4	Polycarbonate	No	10,750	10,500	9,000
	81	5	Polycarbonate	Yes	10,500	10,250	8,750
	81	L	Polycarbonate Dome	Yes	10,250	9,950	8,500
	81	8	Tempered Glass	Yes	9,750	9,500	8,000

Notes

1) For models using transformers, add 12W for 480V & 29W for 347V



Classifications:
CID1 • CID2
HBXW1
• Wall mount
HBXC1
• Ceiling mount



Classifications: CID2
HBXW2
• Swivel bracket and cable gland



HBXFLAG-Y
HBXFLAG-O
• Yellow aluminum
• Orange aluminum
• Comes with 10 indicator flags



Classifications: CID2
HBXCG
• Cable gland



Classifications: CID2
HBX-DUAL-BRCKT
• Dual bracket



HBXSB
• Stainless steel (4x)



HBXCAB48
• 48" long stainless steel safety rope (for use with safety bracket)



Classifications:
CID1 • CID2
HBXW3-SSL-316
• 316 stainless steel swivel bracket
HBXW3-SSL-304
• 304 stainless steel swivel bracket

DISCLAIMER. All product information provided is, to the best of Dialight's knowledge, accurate as of the date of publication. When ordering, refer to www.dialight.com for current versions of: (a) relevant product documentation (including the relevant product data sheets); (b) Dialight terms and conditions of sale; and, (c) the relevant product warranty. To the extent that any contract is deemed formed between Dialight and the purchaser of Dialight products and/or an end-user, versions of documents available at www.dialight.com as at the date of sale shall be the versions incorporated therein. In the event of any discrepancy between this document or information provided at www.dialight.com, the latter shall prevail.

SafeSite® LED Floodlight

Technical Specifications



Standard Models



Slipfitter Models

Ratings and Certifications

• 10 year warranty	• CID2 A,B,C,D
• L70 rated for >100,000 hours	• CID1 E,F,G
• CSA C22.2 No.137-M81	• CID2 F,G
• UL 844	• CIII
• UL 1598/A	• IK07 (tempered glass) / IK10 (polycarbonate)
• IP66/67	

*All features not available on every model. Please refer to product part number pages for model specifics.

Mechanical Information

Fixture weight:	30 lb (13.6 kg)
Shipping weight:	34 lb (15.4 kg)
Mounting:	304 stainless steel trunnion mount (standard), integrated slip-fit mount (optional, CID2 only) Secondary retention standard
EPA (Sq. ft)	1.66 sq. ft.
Entry:	(2) 3/4" NPT cable entries

Specifications

Voltage options:	100-277 VAC 347/480 VAC	Housing:	Copper-free aluminum
Operating temp:	-40°F to +149°F (-40°C to +65°C)	Lens:	Tempered glass Polycarbonate
Power factor:	>0.9	CRI:	75
THD:	<20%	CCT:	5000K (cool white) 4000K (neutral white)
Surge protection:	IEC 61000-4-5 6kV line-to-line, 6kV line-to-ground		

Comparison

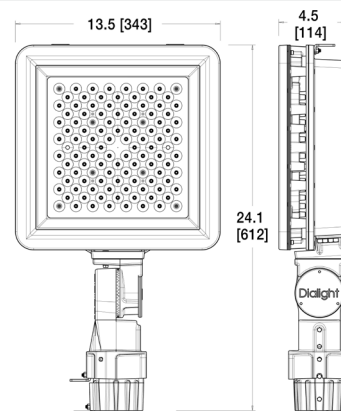
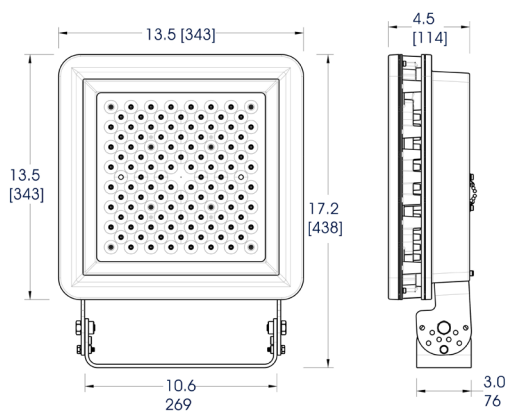
	Warranty	L70	T-Rating
Dialight LED Floodlight	10yr	>100,000	T5
Metal Halide	1	6,000	T2
High Pressure Sodium	1	20,000	T2A

Temperature Ratings

Ambient Temperature Range T4A Temperature Code	Ambient Temperature Range T5 Temperature Code
15,000 - 13,500lm models	11,500 - 10,750lm models
-40°F to +149°F (-40°C to +65°C)	-40°F to +149°F (-40°C to +65°C)

Lumens	Wattage	lm/W	Mounting Heights
15,000	135	111	30'
14,750	135	109	↑ ↓
13,500	140	96	
11,500	106	108	
11,250	106	106	
11,000	106	104	
10,750	106	101	↓ 15
10,500	106	99	

Dimensions



Dimensions in inches [mm]

WARNING - INSTALLATION & SECONDARY RETENTION. Use of any Dialight products without proper installation (including secondary retention / netting) and periodic inspections could cause severe injury or death. Dialight recommends that all installations should use secondary retention / netting (appropriate to the installation environment) where applicable. It is the exclusive responsibility of the contractor, installer and/or end-user to: (a) determine the suitability of the product for its intended application; and, (b) ensure that the product is safely installed (with secondary retention / netting where appropriate) and in compliance with all applicable laws and regulations. To the extent permissible under applicable laws, Dialight disclaims all liability for personal injury and/or other damage resulting from any dislodgment or other dislocation of its products.

SafeSite® LED Floodlight

Ordering Information - Trunnion Mount Models

Classifications: CID2 A, B, C, D • CIID1 E, F, G • CIID2 F, G • CIII

Legacy Part Number	New Part Number	CID2	CIID1	CIID2	CIII	Fixture Lumens	Wattage	lm/W	Voltage	Beam Distribution
100-277 VAC Models - Tempered Glass Lens, 5000K										
FLD466NC4NG	FLD76B2BNTNNGN	•	•	•	•	15,000	135	111	100-277 VAC	NEMA 6 (115°)
FLD476NC4NG	FLD77B2BNTNNGN	•	•	•	•	14,750	135	109	100-277 VAC	NEMA 7x6 (140° x 115°)
FLD467NC4NG	FLD78B2BNTNNGN	•	•	•	•	14,750	135	109	100-277 VAC	NEMA 6x7 (115° x 140°)
FLD455NC4NG	FLD75B2BNTNNGN	•	•	•	•	14,500	140	104	100-277 VAC	NEMA 5 (93°)
FLD444NC4NG	FLD74B2BNTNNGN	•	•	•	•	14,500	140	104	100-277 VAC	NEMA 4 (52°)
FLD422NC4NG	FLD72B2BNTNNGN	•	•	•	•	13,500	140	96	100-277 VAC	NEMA 2 (23°)
FLD276NC2NG	FLD77B2ANTNNGN	•	•	•	•	11,500	106	108	100-277 VAC	NEMA 7x6 (140° x 115°)
FLD267NC2NG	FLD78B2ANTNNGN	•	•	•	•	11,500	106	108	100-277 VAC	NEMA 6x7 (115° x 140°)
FLD266NC2NG	FLD76B2ANTNNGN	•	•	•	•	11,250	106	106	100-277 VAC	NEMA 6 (115°)
FLD255NC2NG	FLD75B2ANTNNGN	•	•	•	•	11,000	106	104	100-277 VAC	NEMA 5 (93°)
FLD244NC2NG	FLD74B2ANTNNGN	•	•	•	•	10,500	106	99	100-277 VAC	NEMA 4 (52°)
FLD222NC2NG	FLD72B2ANTNNGN	•	•	•	•	10,750	106	101	100-277 VAC	NEMA 2 (23°)
100-277 VAC Models - Polycarbonate Lens, 5000K										
FLD466NC4NP	FLD46B2BNTNNGN	•				14,000	135	104	100-277 VAC	NEMA 6 (115°)
FLD476NC4NP	FLD47B2BNTNNGN	•				13,750	135	102	100-277 VAC	NEMA 7x6 (140° x 115°)
FLD467NC4NP	FLD48B2BNTNNGN	•				13,750	135	102	100-277 VAC	NEMA 6x7 (115° x 140°)
FLD455NC4NP	FLD45B2BNTNNGN	•				13,500	140	96	100-277 VAC	NEMA 5 (93°)
FLD444NC4NP	FLD44B2BNTNNGN	•				13,500	140	96	100-277 VAC	NEMA 4 (52°)
FLD422NC4NP	FLD42B2BNTNNGN	•				12,500	140	89	100-277 VAC	NEMA 2 (23°)
FLD276NC2NP	FLD47B2ANTNNGN	•				10,500	106	99	100-277 VAC	NEMA 7x6 (140° x 115°)
FLD267NC2NP	FLD48B2ANTNNGN	•				10,500	106	99	100-277 VAC	NEMA 6x7 (115° x 140°)
FLD266NC2NP	FLD46B2ANTNNGN	•				10,250	106	97	100-277 VAC	NEMA 6 (115°)
FLD255NC2NP	FLD45B2ANTNNGN	•				10,000	106	94	100-277 VAC	NEMA 5 (93°)
FLD244NC2NP	FLD44B2ANTNNGN	•				9,500	106	90	100-277 VAC	NEMA 4 (52°)
FLD222NC2NP	FLD42B2ANTNNGN	•				9,750	106	92	100-277 VAC	NEMA 2 (23°)
347/480 VAC Models - Tempered Glass Lens Only, 5000K										
FLD466NC5NG	FLD76B5BNTNNGN	•	•	•	•	15,000	135	111	347/480 VAC	NEMA 6 (115°)
FLD476NC5NG	FLD77B5BNTNNGN	•	•	•	•	14,750	135	109	347/480 VAC	NEMA 7x6 (140° x 115°)
FLD467NC5NG	FLD78B5BNTNNGN	•	•	•	•	14,750	135	109	347/480 VAC	NEMA 6x7 (115° x 140°)
FLD455NC5NG	FLD75B5BNTNNGN	•	•	•	•	14,500	140	104	347/480 VAC	NEMA 5 (93°)
FLD444NC5NG	FLD74B5BNTNNGN	•	•	•	•	14,500	140	104	347/480 VAC	NEMA 4 (52°)
FLD422NC5NG	FLD72B5BNTNNGN	•	•	•	•	13,500	140	96	347/480 VAC	NEMA 2 (23°)
FLD276NC5NG	FLD77B5ANTNNGN	•	•	•	•	11,750	112	105	347/480 VAC	NEMA 7x6 (140° x 115°)
FLD267NC5NG	FLD78B5ANTNNGN	•	•	•	•	11,750	112	105	347/480 VAC	NEMA 6x7 (115° x 140°)
FLD266NC5NG	FLD76B5ANTNNGN	•	•	•	•	11,250	112	100	347/480 VAC	NEMA 6 (115°)
FLD255NC5NG	FLD75B5ANTNNGN	•	•	•	•	10,000	112	89	347/480 VAC	NEMA 5 (93°)
FLD244NC5NG	FLD74B5ANTNNGN	•	•	•	•	10,000	112	89	347/480 VAC	NEMA 4 (52°)
FLD222NC5NG	FLD72B5ANTNNGN	•	•	•	•	10,000	112	89	347/480 VAC	NEMA 2 (23°)

All values typical unless otherwise stated (tolerance +/- 10%).

Part numbers listed in the table above are cool white. For neutral white models, replace the 8th character with an **N**. For bronze powder coat, replace the 10th character with a **Z**.

DISCLAIMER. All product information provided is, to the best of Dialight's knowledge, accurate as of the date of publication. When ordering, refer to www.dialight.com for current versions of: (a) relevant product documentation (including the relevant product data sheets); (b) Dialight terms and conditions of sale; and, (c) the relevant product warranty. To the extent that any contract is deemed formed between Dialight and the purchaser of Dialight products and/or an end-user, versions of documents available at www.dialight.com as at the date of sale shall be the versions incorporated therein. In the event of any discrepancy between this document or information provided at www.dialight.com, the latter shall prevail.

SafeSite® LED Floodlight

Ordering Information - Integrated Slip-Fit Models

Classifications: CID2 A, B, C, D

Legacy Part Number	New Part Number	CID2	CIID1	CIID2	CIID3	Fixture Lumens	Wattage	lm/W	Voltage	Beam Distribution
100-277 VAC Models - Tempered Glass Lens, 5000K										
FLD466SC4NG	FLD76B2BNSNNGN	•				15,000	135	111	100-277 VAC	NEMA 6 (115°)
FLD476SC4NG	FLD77B2BNSNNGN	•				14,750	135	109	100-277 VAC	NEMA 7x6 (140° x 115°)
FLD467SC4NG	FLD78B2BNSNNGN	•				14,750	135	109	100-277 VAC	NEMA 6x7 (115° x 140°)
FLD455SC4NG	FLD75B2BNSNNGN	•				14,500	140	104	100-277 VAC	NEMA 5 (93°)
FLD444SC4NG	FLD74B2BNSNNGN	•				14,500	140	104	100-277 VAC	NEMA 4 (52°)
FLD422SC4NG	FLD72B2BNSNNGN	•				13,500	140	96	100-277 VAC	NEMA 2 (23°)
FLD276SC2NG	FLD77B2ANSNNGN	•				11,500	106	108	100-277 VAC	NEMA 7x6 (140° x 115°)
FLD267SC2NG	FLD78B2ANSNNGN	•				11,500	106	108	100-277 VAC	NEMA 6x7 (115° x 140°)
FLD266SC2NG	FLD76B2ANSNNGN	•				11,250	106	106	100-277 VAC	NEMA 6 (115°)
FLD255SC2NG	FLD75B2ANSNNGN	•				11,000	106	104	100-277 VAC	NEMA 5 (93°)
FLD244SC2NG	FLD74B2ANSNNGN	•				10,500	106	99	100-277 VAC	NEMA 4 (52°)
FLD222SC2NG	FLD72B2ANSNNGN	•				10,750	106	101	100-277 VAC	NEMA 2 (23°)
100-277 VAC Models - Polycarbonate Lens, 5000K										
FLD466SC4NP	FLD46B2BNSNNGN	•				14,000	135	104	100-277 VAC	NEMA 6 (115°)
FLD476SC4NP	FLD47B2BNSNNGN	•				13,750	135	102	100-277 VAC	NEMA 7x6 (140° x 115°)
FLD467SC4NP	FLD48B2BNSNNGN	•				13,750	135	102	100-277 VAC	NEMA 6x7 (115° x 140°)
FLD455SC4NP	FLD45B2BNSNNGN	•				13,500	140	96	100-277 VAC	NEMA 5 (93°)
FLD444SC4NP	FLD44B2BNSNNGN	•				13,500	140	96	100-277 VAC	NEMA 4 (52°)
FLD422SC4NP	FLD42B2BNSNNGN	•				12,500	140	89	100-277 VAC	NEMA 2 (23°)
FLD276SC2NP	FLD47B2ANSNNGN	•				10,500	106	99	100-277 VAC	NEMA 7x6 (140° x 115°)
FLD267SC2NP	FLD48B2ANSNNGN	•				10,500	106	99	100-277 VAC	NEMA 6x7 (115° x 140°)
FLD266SC2NP	FLD46B2ANSNNGN	•				10,250	106	97	100-277 VAC	NEMA 6 (115°)
FLD255SC2NP	FLD45B2ANSNNGN	•				10,000	106	94	100-277 VAC	NEMA 5 (93°)
FLD244SC2NP	FLD44B2ANSNNGN	•				9,500	106	90	100-277 VAC	NEMA 4 (52°)
FLD222SC2NP	FLD42B2ANSNNGN	•				9,750	106	92	100-277 VAC	NEMA 2 (23°)
347/480 VAC Models - Tempered Glass Lens Only, 5000K										
FLD466SC5NG	FLD76B5BNSNNGN	•				15,000	135	111	347/480 VAC	NEMA 6 (115°)
FLD476SC5NG	FLD77B5BNSNNGN	•				14,750	135	109	347/480 VAC	NEMA 7x6 (140° x 115°)
FLD467SC5NG	FLD78B5BNSNNGN	•				14,750	135	109	347/480 VAC	NEMA 6x7 (115° x 140°)
FLD455SC5NG	FLD75B5BNSNNGN	•				14,500	140	104	347/480 VAC	NEMA 5 (93°)
FLD444SC5NG	FLD74B5BNSNNGN	•				14,500	140	104	347/480 VAC	NEMA 4 (52°)
FLD422SC5NG	FLD72B5BNSNNGN	•				13,500	140	96	347/480 VAC	NEMA 2 (23°)
FLD276SC5NG	FLD77B5ANSNNGN	•				11,750	112	105	347/480 VAC	NEMA 7x6 (140° x 115°)
FLD267SC5NG	FLD78B5ANSNNGN	•				11,750	112	105	347/480 VAC	NEMA 6x7 (115° x 140°)
FLD266SC5NG	FLD76B5ANSNNGN	•				11,250	112	100	347/480 VAC	NEMA 6 (115°)
FLD255SC5NG	FLD75B5ANSNNGN	•				10,000	112	89	347/480 VAC	NEMA 5 (93°)
FLD244SC5NG	FLD74B5ANSNNGN	•				10,000	112	89	347/480 VAC	NEMA 4 (52°)
FLD222SC5NG	FLD72B5ANSNNGN	•				10,000	112	89	347/480 VAC	NEMA 2 (23°)

All values typical unless otherwise stated (tolerance +/- 10%).

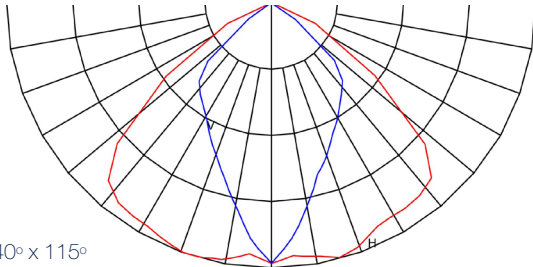
Part numbers listed in the table above are cool white. For neutral white models, replace the 8th character with an N.

DISCLAIMER. All product information provided is, to the best of Dialight's knowledge, accurate as of the date of publication. When ordering, refer to www.dialight.com for current versions of: (a) relevant product documentation (including the relevant product data sheets); (b) Dialight terms and conditions of sale; and, (c) the relevant product warranty. To the extent that any contract is deemed formed between Dialight and the purchaser of Dialight products and/or an end-user, versions of documents available at www.dialight.com as at the date of sale shall be the versions incorporated therein. In the event of any discrepancy between this document or information provided at www.dialight.com, the latter shall prevail.

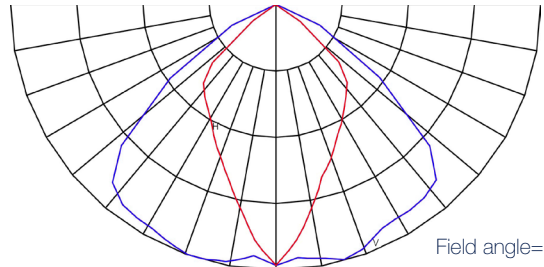
SafeSite® LED Floodlight

Beam Distribution & Accessories

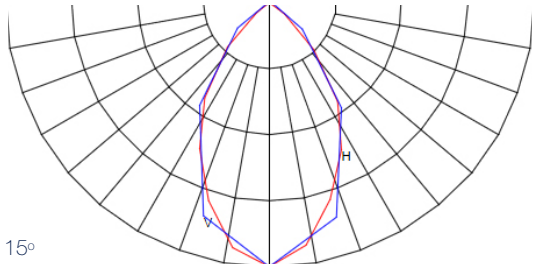
NEMA 7x6
Field angle=140° x 115°



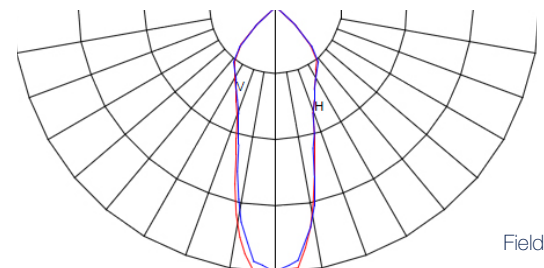
NEMA 6x7
Field angle= 115° x 140°



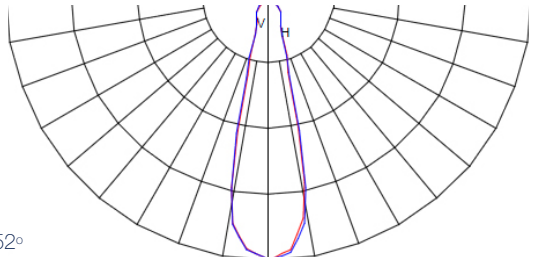
NEMA 6
Field angle = 115°



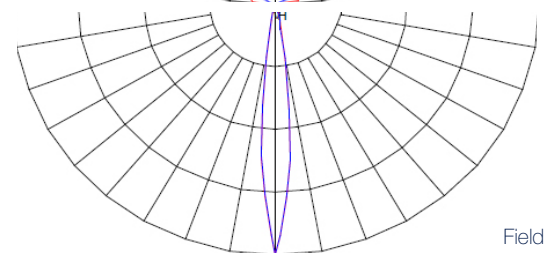
NEMA 5
Field angle = 93°



NEMA 4
Field angle = 52°



NEMA 2
Field angle = 23°



FLX-3RPA-20DB

- Reducer for 3" OD round pole top to 2-3/8" light mount

FLX-4RPA-20DB

- Reducer for 4" OD round pole top to 2-3/8" light mount

HZXCBL2

- Stainless steel safety cable kit

FLX-4SPA-20DB

- Internal tenon adapter for 4" square pole top to 2-3/8" light mount

FLX-5SPA-20DB

- 5" square pole top to 2-3/8" light mount

FLX-6SPA-20DB

- 6" square pole top to 2-3/8" light mount

FLX-1TPT-20DB

- Tenon pole topper, 2-3/8" mount

FLX-1RAB-20DB

- Tenon pole topper, 2-3/8" mount

FLX-2RSR-20DB

- Round square round bracket for 2 lights, 2-3/8" mount, 21" spacing

FLX-2LBH-20DB

- Bull horn for 2 lights, 2-3/8" mount, 21" spacing

FLX-3LBH-20DB

- Bull horn for 3 lights, 2-3/8" mount, 21" spacing

FLX-3RSR-20DB

- Round square round bracket for 3 lights, 2-3/8" mount, 21" spacing

FLX-4LBH-20DB

- Bull horn for 4 lights, 2-3/8" mount, 21" spacing

FLX-4RBH-20DB

- Bull horn for 4 lights in star configuration, 2-3/8" mount, 21" spacing

FLX-4RSR-20DB

- Round square round bracket for 4 lights, 2-3/8" mount, 21" spacing

DISCLAIMER. All product information provided is, to the best of Dialight's knowledge, accurate as of the date of publication. When ordering, refer to www.dialight.com for current versions of: (a) relevant product documentation (including the relevant product data sheets); (b) Dialight terms and conditions of sale; and, (c) the relevant product warranty. To the extent that any contract is deemed formed between Dialight and the purchaser of Dialight products and/or an end-user, versions of documents available at www.dialight.com as at the date of sale shall be the versions incorporated therein. In the event of any discrepancy between this document or information provided at www.dialight.com, the latter shall prevail.

SafeSite® LED Area Light

100-277 VAC, 120-250 VDC

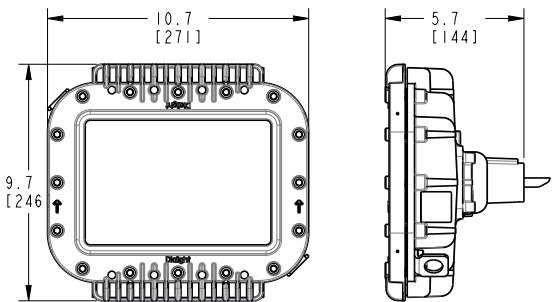


Certifications & Ratings*

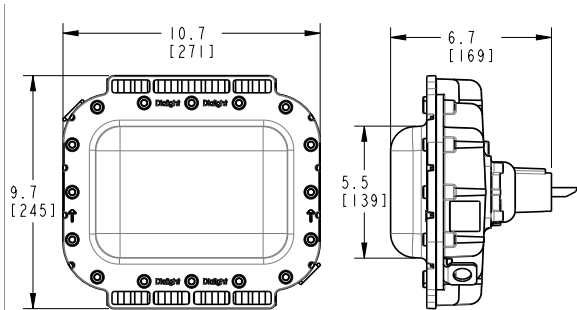
- 10 year warranty
- UL 844, UL 1598/A
- Class I, Div. 2, Groups A, B, C, D
- Class II, Div. 1, Groups E, F, G
- Class II, Div. 2 Groups F, G
- Class III, Div. 1 & 2
- Class I, Zone 2, Group IIC
- CSA C22.2 No. 250
- CSA C22.2 No. 137-M81
- IP66 / 67 / 69
- NEMA 4X
- Factory sealed
- L70 > 150,000 hours @ 65°C

*ETL listed

Tempered Glass Lens



Polycarbonate Lens



Dimensions in inches [mm]

Mechanical Information:

Fixture weight: 10 lb (4.5 kg) - Polycarbonate lens
12 lb (5.5 kg) - Tempered glass lens
with stainless steel bracket: 13 lb (5.9 kg) - Polycarbonate lens
15 lb (6.8 kg) - Tempered glass lens

Shipping weight: Add 2 lb (0.91 kg) to weights above

Impact rating: IK10 - Polycarbonate lens
IK07 - Tempered glass lens

Cabling: 10' ST00W 1.02mm 18 AWG

Mounting: Secondary retention standard

Electrical Specifications:

Operating voltage: 100-277 VAC 50/60Hz, 120-250 VDC

Total system power consumption: See table

Operating temperature: -40°F to +149°F (-40°C to +65°C)

EMC: FCC Title 47, Subpart B, Section 15, Class A device
CISPR-15
RF Immunity 20V/m 80MHz-1GHz.

Transient protection: 6 kV, 2 Ohm line-line and line-ground

Harmonics: IEC 61000-3-2, Class C

THD: < 20%

Power factor: > 0.9

Construction:

Housing: Copper-free aluminum

Finish: Superior dual coat finish
- Sealed polyester topcoat

Lens: Hard-coated polycarbonate
Tempered glass

Photometric Information:

CRI: 80

CCT: 5000K (cool white)
4000K (neutral white)

Optics: 360°
180° forward throw for 45° mounting
Wide for 0° mounting

All values typical unless otherwise stated (tolerance +/- 10%)

Temperature Ratings

Ambient Temperature Range T4A

Ambient Temperature Range T5

-40°F to +149°F (-40°C to +65°C)

-40°F to +113°F (-40°C to +45°C)

WARNING - INSTALLATION & SECONDARY RETENTION. Use of any Dialight products without proper installation (including secondary retention / netting) and periodic inspections could cause severe injury or death. Dialight recommends that all installations should use secondary retention / netting (appropriate to the installation environment) where applicable. It is the exclusive responsibility of the contractor, installer and/or end-user to: (a) determine the suitability of the product for its intended application; and, (b) ensure that the product is safely installed (with secondary retention / netting where appropriate) and in compliance with all applicable laws and regulations. To the extent permissible under applicable laws, Dialight disclaims all liability for personal injury and/or other damage resulting from any dislodgment or other dislocation of its products.

SafeSite® LED Area Light

100-277 VAC, 120-250 VDC with Mounting Adapters

Universal Mounting Adapter



For use with HZXW01, HZXW45 or HZXS45 brackets sold separately



HZXW01



HZXS45



HZXW45


Wall Mount



45° Stanchion Mount



45° Wall Mount



Certifications & Ratings*

- 10 year warranty
- UL 844, UL 1598/A
- Class I, Div. 2, Groups A, B, C, D
- Class II, Div. 1, Groups E, F, G
- Class II, Div. 2 Groups F, G
- Class III, Div. 1 & 2
- Class I, Zone 2, Group IIC
- CSA C22.2 No. 250
- CSA C22.2 No. 137-M81
- IP66 / 67 / 69
- NEMA 4X
- Factory sealed
- L70 > 150,000 hours @ 65°C

*ETL listed

WARNING - INSTALLATION & SECONDARY RETENTION. Use of any Dialight products without proper installation (including secondary retention / netting) and periodic inspections could cause severe injury or death. Dialight recommends that all installations should use secondary retention / netting (appropriate to the installation environment) where applicable. It is the exclusive responsibility of the contractor, installer and/or end-user to: (a) determine the suitability of the product for its intended application; and, (b) ensure that the product is safely installed (with secondary retention / netting where appropriate) and in compliance with all applicable laws and regulations. To the extent permissible under applicable laws, Dialight disclaims all liability for personal injury and/or other damage resulting from any dislodgment or other dislocation of its products.

Mechanical Information:

Fixture weight:

UMA models:

12 lb (5.5 kg) - Polycarbonate lens
15 lb (6.8 kg) - Tempered glass lens
Wall mount models:
15 lb (6.8 kg) - Polycarbonate lens
18 lb (8.2 kg) - Tempered glass lens
45° wall mount models:
14 lb (6.4 kg) - Polycarbonate lens
17 lb (7.7 kg) - Tempered glass lens
45° stanchion mount:
15 lb (6.8 kg) - Polycarbonate lens
18 lb (8.2 kg) - Tempered glass lens

Shipping weight:

Add 2 lb (0.91 kg) to weights above

Cabling:

14" leads 1.02 mm 18 AWG

Mounting:

Secondary retention standard

Impact rating:

IK10 - Polycarbonate lens
IK07 - Tempered glass lens

Electrical Specifications:

Operating voltage:

100-277 VAC 50/60Hz, 120-250 VDC

Operating temperature:

-40°F to +149°F (-40°C to +65°C)

EMC:

FCC Title 47, Subpart B, Section 15, Class A device
CISPR-15
RF Immunity 20V/m 80MHz-1GHz.

Transient protection:

6 kV, 2 Ohm line-line and line-ground

Harmonics:

IEC 61000-3-2, Class C

THD:

< 20%

Power factor:

> 0.9

Construction:

Housing:

Copper-free aluminum

Finish:

Superior dual coat finish
- Sealed polyester topcoat

Lens:

Hard-coated polycarbonate
Tempered glass

Photometric Information:

CRI:

80

CCT:

5000K (cool white)
4000K (neutral white)

Optics:

360°
180° forward throw for 45° mounting
Wide for 0° mounting

All values typical unless otherwise stated (tolerance +/- 10%)

Temperature Ratings

Ambient Temperature Range T4A

Ambient Temperature Range T5

-40°F to +149°F (-40°C to +65°C)

-40°F to +113°F (-40°C to +45°C)

SafeSite® LED Area Light

100-277 VAC, 120-250 VDC



Project Information			Specifications		
Part Number:					
Project:					
Fixture Type:		Date:			

Ordering Information

AL	-		-		-		-	2	-		-	D	-		-		-	N	-	G	-	N		
Product Code		Cert.		Lens Material		Beam Dist.		CCT & CRI		Oper. Voltage		Lumen Type		Controls		Mounting Options		HW Access.		Elect. Access.		Coatings		Battery

Product Code

AL Area Light

Certification

- D UL 844 Class I Div. 2, Class I, Zone 2, Group IIC, CSA C22.2 No. 137- M81
- F UL 844 Class II Div. 1, 2 Class I Div. 2, Class III, Div. 1, 2 CSA C22.2 No. 137- M81

Lens Material

- 5 Polycarbonate - Diffused
- 7 Tempered Glass

Beam Distribution

- A 180°
- B 360°
- W Wide

CCT & CRI

- C Cool White 5000K - 80 CRI
- N Neutral White 4000K - 80 CRI

Operating Voltage

- 2 100-277 VAC, 120-250 VDC

Lumen Type

- 3 3,001 - 4,000 Lumens
- 4 4,001 - 5,000 Lumens
- 6 5,001 - 6,000 Lumens
- 7 6,001 - 7,000 Lumens
- 9 8,001 - 9,000 Lumens

Controls

- D Dimming (0-10V)

Mounting Options

- Retro-fit Adapter
- Universal Mounting Adapter (UMA)
- A Appleton Mercmaster III
- B Swivel Bracket, Locking 0°- 90° 316 Stainless Steel
- C Crouse-Hinds - Champ
- G GE Filtr-Gard
- H Thomas & Betts Hazlux
- K Killark Certilite & Certilite V
- M Appleton Mercmaster II
- N 3/4" NPT
- S 45° Stanchion Mount
- U UMA - Mounting Hub
- V 0° Wall Mount
- W 45° Wall Mount

Hardware Accessories

- N For Mounting Options - A, C, G, H, K, M, S, U, V, W, Y (individual wire leads are terminated in adapter housing)
- W 10 ft (3 meter) Power Cable for Mounting Options - B, N

Electrical Accessories

- N No Option

Coatings

- G Gray (RAL 7040)

Battery

- N No Option

Notes

- When ordering Beam Distribution W - Wide: Lumen Type = 7.
- When ordering Mounting Options "UMA" or "Retro-fit": Hardware Accessories = N.
- When ordering Mounting Option U - UMA Mounting Hub HZXW01, HZXW45, HZXS45 or HZXC34 is required. See page 37 for details.
- For lumen output see page 10.

DISCLAIMER. All product information provided is, to the best of Dialight's knowledge, accurate as of the date of publication. When ordering, refer to www.dialight.com for current versions of: (a) relevant product documentation (including the relevant product data sheets); (b) Dialight terms and conditions of sale; and, (c) the relevant product warranty. To the extent that any contract is deemed formed between Dialight and the purchaser of Dialight products and/or an end-user, versions of documents available at www.dialight.com as at the date of sale shall be the versions incorporated therein. In the event of any discrepancy between this document or information provided at www.dialight.com, the latter shall prevail.

Ordering Information

**SafeSite® LED Area Light - 100-277 VAC,
120-250 VDC**



100-277 VAC, 120-250 VDC Model

Part Number	Lumens	Wattage	lm/W	CCT	CRI	Lens	Beam Distribution	Controls Option	Mounting
ALD-7BC2-9DNW-NGN	9,000	66	136	CW	80	Tempered Glass	360°	Dimming	3/4" Conduit
ALD-5BC2-9DNW-NGN	8,300	66	126	CW	80	Polycarbonate Diffused	360°	Dimming	3/4" Conduit
ALD-7BC2-7DNW-NGN	7,300	52	140	CW	80	Tempered Glass	360°	Dimming	3/4" Conduit
ALF-7BC2-7DNW-NGN	7,300	52	140	CW	80	Tempered Glass	360°	Dimming	3/4" Conduit
ALD-7BC2-7DBW-NGN	7,300	52	140	CW	80	Tempered Glass	360°	Dimming	Stainless Steel Bracket
ALF-5BC2-7DNW-NGN	6,700	52	129	CW	80	Polycarbonate Diffused	360°	Dimming	3/4" Conduit
ALD-5BC2-7DNW-NGN	6,700	52	129	CW	80	Polycarbonate Diffused	360°	Dimming	3/4" Conduit
ALD-7BC2-6DNW-NGN	5,700	40	143	CW	80	Tempered Glass	360°	Dimming	3/4" Conduit
ALF-5BC2-6DNW-NGN	5,300	40	133	CW	80	Polycarbonate Diffused	360°	Dimming	3/4" Conduit
ALD-5BC2-6DNW-NGN	5,300	40	133	CW	80	Polycarbonate Diffused	Wide	Dimming	3/4" Conduit
ALD-5AC2-6DNW-NGN	5,100	40	128	CW	80	Polycarbonate Diffused	180°	Dimming	3/4" Conduit
ALD-7BC2-4DNW-NGN	4,200	30	140	CW	80	Tempered Glass	360°	Dimming	3/4" Conduit
ALF-5BC2-4DNW-NGN	3,900	30	130	CW	80	Polycarbonate Diffused	360°	Dimming	3/4" Conduit
ALD-5BC2-4DNW-NGN	3,900	30	130	CW	80	Polycarbonate Diffused	360°	Dimming	3/4" Conduit

100-277 VAC, 120-250 VDC Model with Mounting Adapters

Part Number	Lumens	Wattage	lm/W	CCT	CRI	Lens	Beam Distribution	Controls Option	Mounting
ALD-7BC2-9DUN-NGN	9,000	66	136	CW	80	Tempered Glass	360°	Dimming	Universal Mounting Adapter
ALD-5BC2-9DUN-NGN	8,300	66	126	CW	80	Polycarbonate Diffused	360°	Dimming	Universal Mounting Adapter
ALD-7BC2-7DSN-NGN	7,300	52	140	CW	80	Tempered Glass	360°	Dimming	Stanchion 45°
ALD-7BC2-7DVN-NGN	7,300	52	140	CW	80	Tempered Glass	360°	Dimming	Wall Mount 0°
ALD-7BC2-7DWN-NGN	7,300	52	140	CW	80	Tempered Glass	360°	Dimming	Wall Mount 45°
ALF-5BC2-7DSN-NGN	6,700	52	129	CW	80	Polycarbonate Diffused	360°	Dimming	Stanchion 45°
ALF-5BC2-7DWN-NGN	6,700	52	129	CW	80	Polycarbonate Diffused	360°	Dimming	Wall Mount 45°
ALD-7BC2-6DSN-NGN	5,700	40	143	CW	80	Tempered Glass	360°	Dimming	Stanchion 45°
ALD-7BC2-6DUN-NGN	5,700	40	143	CW	80	Tempered Glass	360°	Dimming	Universal Mounting Adapter
ALD-7BC2-6DWN-NGN	5,700	40	143	CW	80	Tempered Glass	360°	Dimming	Wall Mount 45°
ALD-7AC2-6DSN-NGN	5,500	40	138	CW	80	Tempered Glass	180°	Dimming	Stanchion 45°
ALD-7AC2-6DVN-NGN	5,500	40	138	CW	80	Tempered Glass	180°	Dimming	Wall Mount 0°
ALD-5BC2-6DSN-NGN	5,300	40	133	CW	80	Polycarbonate Diffused	360°	Dimming	Stanchion 45°
ALD-5BC2-6DUN-NGN	5,300	40	133	CW	80	Polycarbonate Diffused	360°	Dimming	Universal Mounting Adapter
ALD-5BC2-6DVN-NGN	5,300	40	133	CW	80	Polycarbonate Diffused	360°	Dimming	Wall Mount 0°
ALD-7BC2-4DVN-NGN	4,200	30	140	CW	80	Tempered Glass	360°	Dimming	Wall Mount 0°
ALD-7BC2-4DWN-NGN	4,200	30	140	CW	80	Tempered Glass	360°	Dimming	Wall Mount 45°
ALD-7AC2-4DSN-NGN	4,100	30	137	CW	80	Tempered Glass	180°	Dimming	Stanchion 45°
ALD-7AC2-4DVN-NGN	4,100	30	137	CW	80	Tempered Glass	180°	Dimming	Wall Mount 0°


All values typical unless otherwise stated (tolerance +/- 10%).

See ordering chart for additional options.

DISCLAIMER. All product information provided is, to the best of Dialight's knowledge, accurate as of the date of publication. When ordering, refer to www.dialight.com for current versions of: (a) relevant product documentation (including the relevant product data sheets); (b) Dialight terms and conditions of sale; and, (c) the relevant product warranty. To the extent that any contract is deemed formed between Dialight and the purchaser of Dialight products and/or an end-user, versions of documents available at www.dialight.com as at the date of sale shall be the versions incorporated therein. In the event of any discrepancy between this document or information provided at www.dialight.com, the latter shall prevail.

Ordering Information

SafeSite® LED Area Light - 100-277 VAC, 120-250 VDC with Retro-fit Adapters



HZXW01



HZXS45



HZXW45

100-277 VAC, 120-250 VDC Model with Retro-fit Adapters

Part Number	Lumens	Wattage	lm/W	CCT	CRI	Lens	Beam Distribution	Controls Option	Mounting
ALD-7BC2-9DCN-NGN	9,000	66	136	CW	80	Tempered Glass	360°	Dimming	Crouse-Hinds Retro-fit
ALD-5BC2-9DCN-NGN	8,300	66	126	CW	80	Polycarbonate Diffused	360°	Dimming	Crouse-Hinds Retro-fit
ALD-7BC2-7DCN-NGN	7,300	52	140	CW	80	Tempered Glass	360°	Dimming	Crouse-Hinds Retro-fit
ALD-5WC2-7DCN-NGN	6,700	64	105	CW	80	Polycarbonate Diffused	Wide	Dimming	Crouse-Hinds Retro-fit
ALF-5BC2-7DCN-NGN	6,700	52	129	CW	80	Polycarbonate Diffused	360°	Dimming	Crouse-Hinds Retro-fit
ALD-5BC2-7DGN-NGN	6,700	52	129	CW	80	Polycarbonate Diffused	360°	Dimming	GE H2 Retro-fit
ALD-7BC2-6DCN-NGN	5,700	40	143	CW	80	Tempered Glass	360°	Dimming	Crouse-Hinds Retro-fit
ALD-7BC2-6DGN-NGN	5,700	40	143	CW	80	Tempered Glass	360°	Dimming	GE H2 Retro-fit
ALD-5BC2-6DCN-NGN	5,300	40	133	CW	80	Polycarbonate Diffused	360°	Dimming	Crouse-Hinds Retro-fit

All values typical unless otherwise stated (tolerance +/- 10%).

See ordering chart for additional options.

DISCLAIMER. All product information provided is, to the best of Dialight's knowledge, accurate as of the date of publication. When ordering, refer to www.dialight.com for current versions of: (a) relevant product documentation (including the relevant product data sheets); (b) Dialight terms and conditions of sale; and, (c) the relevant product warranty. To the extent that any contract is deemed formed between Dialight and the purchaser of Dialight products and/or an end-user, versions of documents available at www.dialight.com as at the date of sale shall be the versions incorporated therein. In the event of any discrepancy between this document or information provided at www.dialight.com, the latter shall prevail.

SafeSite® LED Area Light

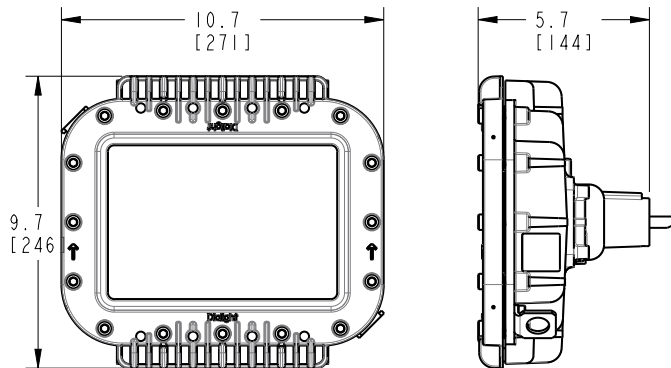
Class I, Div. 1



Certifications & Ratings*

- 10 year warranty
- Class I, Div. 1, Groups C, D
- Class II, Div. 1, Groups E, F, G
- Class I, Zone 1 Group II B+H2
- Zone 21, 22
- CSA C22.2 No. 137-M81
- IP66 / 67 / 69
- NEMA 4X
- Factory sealed
- L70 > 150,000 hours @ 65°C

*ETL listed



Mechanical Information:

Fixture weight:	15 lb (6.8 kg)
Shipping weight:	Add 2 lb (0.91 kg) to weights above
Cabling:	10' (3.5 m) 5 conductor SOOW
Impact rating:	IK07 - Tempered glass lens
Cabling:	10' ST00W 1.02mm 18 AWG
Mounting:	Secondary retention standard

Electrical Specifications:

Operating voltage:	100-277 VAC 50/60Hz, 120-250 VDC
Total system power consumption:	See table
Operating temperature:	-40°F to +149°F (-40°C to +65°C)
EMC:	FCC Title 47, Subpart B, Section 15, Class A device CISPR-15 RF Immunity 20V/m 80MHz-1GHz.
Transient protection:	6 kV, 2 Ohm line-line and line-ground
Harmonics:	IEC 61000-3-2, Class C
THD:	< 20%
Power factor:	> 0.9

Construction:

Housing:	Copper-free aluminum
Finish:	Superior dual coat finish - Sealed polyester topcoat
Lens:	Tempered glass

Photometric Information:

CRI:	80
CCT:	5000K (cool white) 4000K (neutral white)
Optics:	360° 180° forward throw for 45° mounting Wide for 0° mounting

All values typical unless otherwise stated (tolerance +/- 10%)

Temperature Ratings

Ambient Temperature Range T4A	Ambient Temperature Range T5
-40°F to +149°F (-40°C to +65°C)	-40°F to +113°F (-40°C to +45°C)

Dimensions in inches [mm]

WARNING - INSTALLATION & SECONDARY RETENTION. Use of any Dialight products without proper installation (including secondary retention / netting) and periodic inspections could cause severe injury or death. Dialight recommends that all installations should use secondary retention / netting (appropriate to the installation environment) where applicable. It is the exclusive responsibility of the contractor, installer and/or end-user to: (a) determine the suitability of the product for its intended application; and, (b) ensure that the product is safely installed (with secondary retention / netting where appropriate) and in compliance with all applicable laws and regulations. To the extent permissible under applicable laws, Dialight disclaims all liability for personal injury and/or other damage resulting from any dislodgment or other dislocation of its products.

SafeSite® LED Area Light

Class I, Div. 1



Project Information			Specifications	
Part Number:				
Project:				
Fixture Type:		Date:		

Ordering Information

AL	-		-	7	-		-		-	2	-		-	D	-		-	W	-	N	-	G	-	N
Product Code		Cert.		Lens Material		Beam Dist.		CCT & CRI		Oper. Voltage		Lumen Type		Controls		Mounting Options		HW Access.		Elect. Access.		Coatings		Battery

Product Code

AL Area Light

Certification

C UL 844 Class I Div. 1
CSA C22.2 No. 137

P UL 844 Class I Div. 1 Group B
(Hydrogen) CSA C22.2 No. 137

Lens Material

7 Tempered Glass

Beam Distribution

A 180°

B 360°

W Wide

CCT & CRI

C Cool White 5000K - 80 CRI

N Neutral White 4000K - 80 CRI

Operating Voltage

2 100-277 VAC, 120-250 VDC

Lumen Type

3 3,001 - 4,000 Lumens

4 4,001 - 5,000 Lumens

6 5,001 - 6,000 Lumens

7 6,001 - 7,000 Lumens

9 8,001 - 9,000 Lumens

Controls

D Dimming (0-10V)

Mounting Options

B Swivel Bracket, Locking 0°- 90°
316 Stainless Steel

N 3/4" NPT

Hardware Accessories

W 10 ft (3 meter) Power Cable

Electrical Accessories

N No Option

Coatings

G Gray (RAL 7040)

Battery

N No Option

Notes

1) When ordering Beam Distribution W - Wide: Lumen Type = 7.

2) For lumen output see page 26-28.

DISCLAIMER. All product information provided is, to the best of Dialight's knowledge, accurate as of the date of publication. When ordering, refer to www.dialight.com for current versions of: (a) relevant product documentation (including the relevant product data sheets); (b) Dialight terms and conditions of sale; and, (c) the relevant product warranty. To the extent that any contract is deemed formed between Dialight and the purchaser of Dialight products and/or an end-user, versions of documents available at www.dialight.com as at the date of sale shall be the versions incorporated therein. In the event of any discrepancy between this document or information provided at www.dialight.com, the latter shall prevail.

Ordering Information

SafeSite® LED Area Light - Class I, Div. 1



Class I, Div. 1 Model										
Part Number	Lumens	Wattage	lm/W	Certification	CCT	CRI	Lens	Beam Distribution	Controls Option	Mounting
ALC-7BC2-7DBW-NGN	7,000	52	135	CID1	CW	80	Tempered Glass	360°	Dimming	Stainless Steel Bracket
ALC-7BC2-7DNW-NGN	7,000	52	135	CID1	CW	80	Tempered Glass	360°	Dimming	3/4" Conduit
ALC-7BC2-6DNW-NGN	5,400	40	135	CID1	CW	80	Tempered Glass	360°	Dimming	3/4" Conduit
ALP-7BC2-6DNW-NGN	5,400	40	135	CID1 Group B	CW	80	Tempered Glass	360°	Dimming	3/4" Conduit
ALC-7BC2-6DNW-NYN	5,400	40	135	CID1	CW	80	Tempered Glass	360°	Dimming	3/4" Conduit
ALC-7AC2-6DNW-NGN	5,300	40	133	CID1	CW	80	Tempered Glass	180°	Dimming	3/4" Conduit
ALC-7BC2-4DNW-NGN	4,000	30	133	CID1	CW	80	Tempered Glass	360°	Dimming	3/4" Conduit
ALC-7BC2-3DNW-NGN	2,900	24	121	CID1	CW	80	Tempered Glass	360°	Dimming	3/4" Conduit

All values typical unless otherwise stated (tolerance +/- 10%).

See ordering chart for additional options.

DISCLAIMER. All product information provided is, to the best of Dialight's knowledge, accurate as of the date of publication. When ordering, refer to www.dialight.com for current versions of: (a) relevant product documentation (including the relevant product data sheets); (b) Dialight terms and conditions of sale; and, (c) the relevant product warranty. To the extent that any contract is deemed formed between Dialight and the purchaser of Dialight products and/or an end-user, versions of documents available at www.dialight.com as at the date of sale shall be the versions incorporated therein. In the event of any discrepancy between this document or information provided at www.dialight.com, the latter shall prevail.

SafeSite® LED Area Light

347/480 VAC

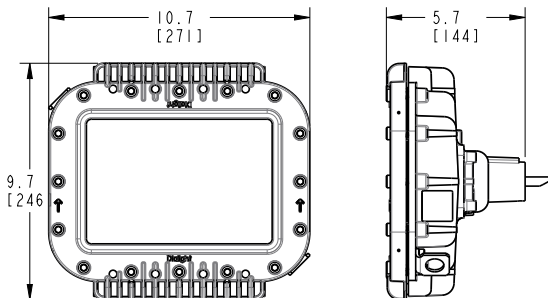


Certifications & Ratings*

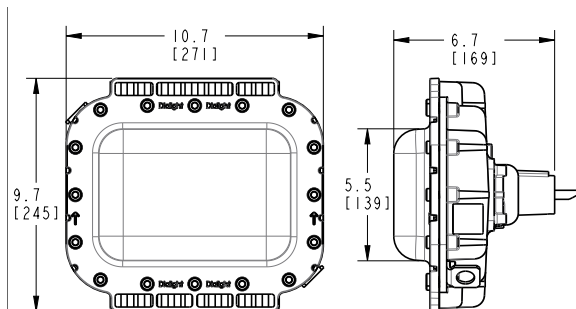
- 5 year warranty
- UL 1598/A, UL 844
- Class I, Div. 1, Groups B, C, D
- Class I, Div. 2, Groups A, B, C, D
- Class II, Div. 1, Groups E, F, G
- Class III, Div. 1 & 2
- CSA C22.2 No. 137
- CSA C22.2 No. 250
- IP66 / 67
- NEMA 4X
- L70 > 100,000 hours @ 25°C

*ETL listed

Tempered Glass Lens



Polycarbonate Lens



Dimensions in inches [mm]

Mechanical Information:

Fixture weight:	10 lb (4.5 kg) - Polycarbonate lens 12 lb (5.5 kg) - Tempered Glass lens
Wall mount models:	15 lb (6.8 kg) - Polycarbonate lens 18 lb (8.2 kg) - Tempered glass lens
45° wall mount models:	14 lb (6.4 kg) - Polycarbonate lens 17 lb (7.7 kg) - Tempered glass lens
45° stanchion mount:	15 lb (6.8 kg) - Polycarbonate lens 18 lb (8.2 kg) - Tempered glass lens
Class I, Div. 1 model:	15 lb (6.8 kg)
Shipping weight:	Add 2 lb (0.91 kg) to weights above
Impact rating:	IK10 - Polycarbonate lens IK07 - Tempered glass lens
Cabling:	10' ST00W 1.02mm 18 AWG
Mounting:	Secondary retention standard

Electrical Specifications:

Operating voltage:	347/480 VAC
Total system power consumption:	See table
Operating temperature:	-40°F to +149°F (-40°C to +65°C)
EMC:	FCC Title 47, Subpart B, Section 15, Class A device RF Immunity 20V/m 80MHz-1GHz.
Transient protection:	6 kV, 2 Ohm line-line and line-ground
Harmonics:	IEC 61000-3-2, Class C
THD:	< 20%
Power factor:	> 0.9

Construction:

Housing:	Copper-free aluminum
Finish:	Superior dual coat finish - Sealed polyester topcoat
Lens:	Tempered glass

Photometric Information:

CRI:	75
CCT:	5000K (cool white)
Optics:	360° 180° forward throw for 45° mounting

All values typical unless otherwise stated (tolerance +/- 10%)

Temperature Ratings

Ambient Temperature Range T4A	Ambient Temperature Range T5
-40°F to +149°F (-40°C to +65°C)	-40°F to +113°F (-40°C to +45°C)

WARNING - INSTALLATION & SECONDARY RETENTION. Use of any Dialight products without proper installation (including secondary retention / netting) and periodic inspections could cause severe injury or death. Dialight recommends that all installations should use secondary retention / netting (appropriate to the installation environment) where applicable. It is the exclusive responsibility of the contractor, installer and/or end-user to: (a) determine the suitability of the product for its intended application; and, (b) ensure that the product is safely installed (with secondary retention / netting where appropriate) and in compliance with all applicable laws and regulations. To the extent permissible under applicable laws, Dialight disclaims all liability for personal injury and/or other damage resulting from any dislodgment or other dislocation of its products.

SafeSite® LED Area Light

347/480 VAC



Project Information			Specifications		
Part Number:					
Project:					
Fixture Type:		Date:			

Ordering Information

AL	-		-		-		-	B	-	5	-		-	N	-		-		-	N	-	G	-	N
Product Code		Cert.		Lens Material		Beam Dist.		CCT & CRI		Oper. Voltage		Lumen Type		Controls		Mounting Options		HW Access.		Elect. Access.		Coatings		Battery

Product Code

AL Area Light

Certification

C Class I Div. 1 Groups C, D
Class II Div. 1 Groups E, F, G
CSA 22.2 No. 137

D UL 844 Class I Div. 2
CSA 22.2 No. 137 - M81

F UL 844 Class II Div. 1, 2
Class I Div. 2
CSA 22.2 No. 137 - M81

P Class I Div. 1 Groups B, C, D
Class II Div. 1 Groups E, F, G
CSA 22.2 No. 137

Lens Material

5 Polycarbonate - Diffused

7 Tempered Glass

Beam Distribution

A 180°

B 360°

CCT & CRI

B Cool White 5000K - 70 CRI

Operating Voltage

5 347/480 VAC

Lumen Type

4 3.1 - 4K

5 4.1 - 5K

6 5.1 - 6K

7 6.1 - 7K

Controls

N No Options

Mounting Options

 Retro-fit Adapter

 Universal Mounting Adapter (UMA)

A Appleton Mercmaster III

B Swivel Bracket, Locking 0°- 90°
316 Stainless Steel

C Crouse-Hinds - Champ

G GE Filtr-Gard

H Thomas & Betts Hazlux

K Killark Certilite & Certilite V

M Appleton Mercmaster II

N 3/4" NPT

S 45° Stanchion Mount

U UMA - Mounting Hub

V 0° Wall Mount

W 45° Wall Mount

Hardware Accessories

N For Mounting Options -
A, C, G, H, K, M, S, U, V, W, Y
(individual wire leads are terminated
in adapter housing)

W 10 ft (3 meter) Power Cable for
Mounting Options - B, N

Electrical Accessories

N No Option

Coatings

G Gray (RAL 7040)

Battery

N No Option

Notes

1) When using "UMA" or "Retro-fit" mounting options, Hardware Accessories = N.

2) When ordering Certification option C or P:

- Lens Material = 7 - Glass - Clear
- Mounting Option = N - 3/4" NPT or B - Swivel Bracket, Locking 0°- 90° 316 Stainless Steel
- Hardware Accessories = W 10 ft (3 meter) Power Cable for

DISCLAIMER. All product information provided is, to the best of Dialight's knowledge, accurate as of the date of publication. When ordering, refer to www.dialight.com for current versions of: (a) relevant product documentation (including the relevant product data sheets); (b) Dialight terms and conditions of sale; and, (c) the relevant product warranty. To the extent that any contract is deemed formed between Dialight and the purchaser of Dialight products and/or an end-user, versions of documents available at www.dialight.com as at the date of sale shall be the versions incorporated therein. In the event of any discrepancy between this document or information provided at www.dialight.com, the latter shall prevail.

Ordering Information

SafeSite® LED Area Light - 347/480 VAC



347/480 VAC Model


Part Number	Lumens	Wattage	lm/W	CCT	CRI	Lens	Beam Distribution	Controls Option	Mounting
ALD-7BB5-7NNW-NGN	7,200	68	106	CW	75	Tempered Glass	360°	No Dimming	3/4" Conduit
ALD-7BB5-6NNW-NGN	6,000	58	103	CW	75	Tempered Glass	360°	No Dimming	3/4" Conduit
ALD-5BB5-6NCN-NGN	6,000	58	103	CW	75	Polycarbonate Diffused	360°	No Dimming	Crouse-Hinds Retro-fit
ALD-5BB5-6NNW-NGN	5,700	58	98	CW	75	Polycarbonate Diffused	360°	No Dimming	3/4" Conduit
ALD-7BB5-5NNW-NGN	5,000	47	106	CW	75	Tempered Glass	360°	No Dimming	3/4" Conduit

All values typical unless otherwise stated (tolerance +/- 10%).

See ordering chart for additional options.

SafeSite® LED Area Light

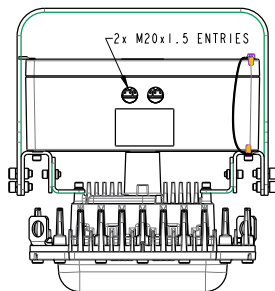
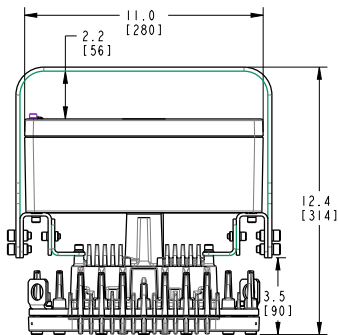
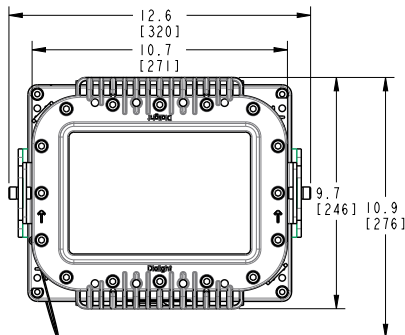
120-277 VAC Battery Backup



Certifications & Ratings*

- 5 year warranty
- UL 844, UL 1598/A
- Class I, Div. 2, Groups A, B, C, D
- Class III, Div. 1 & 2
- CSA C22.2 No. 137-M81
- IP66 / 67
- NEMA 4X
- Maintained or sustained modes selectable via jumper

*ETL listed



Dimensions in inches [mm]

Mechanical Information:

Fixture weight:	35 lb (15.9 kg) - Polycarbonate lens 37 lb (16.8 kg) - Tempered glass lens
Shipping weight:	Add 2 lb (0.91 kg) to weights above
Impact rating:	IK10 - Polycarbonate lens IK07 - Tempered glass lens
Wiring entries:	2xM20
Mounting:	Secondary retention standard

Electrical Specifications:

Operating voltage:	120-277 VAC Battery Backup
Total system power consumption:	See table
Operating temperature:	-40°F to +149°F (-40°C to +65°C)
EMC:	FCC Title 47, Subpart B, Section 15, Class A device RF Immunity 20V/m 80MHz-1GHz.
Transient protection:	6 kV, 2 Ohm line-line and line-ground
Harmonics:	IEC 61000-3-2, Class C
THD:	< 20%
Power factor:	> 0.9

Construction:

Housing:	Copper-free aluminum
Finish:	Superior dual coat finish - Sealed polyester topcoat
Lens:	Hard-coated polycarbonate Tempered glass

Photometric Information:

CRI:	75
CCT:	5000K (cool white)
Optics:	360° 180° forward throw for 45° mounting

All values typical unless otherwise stated (tolerance +/- 10%)


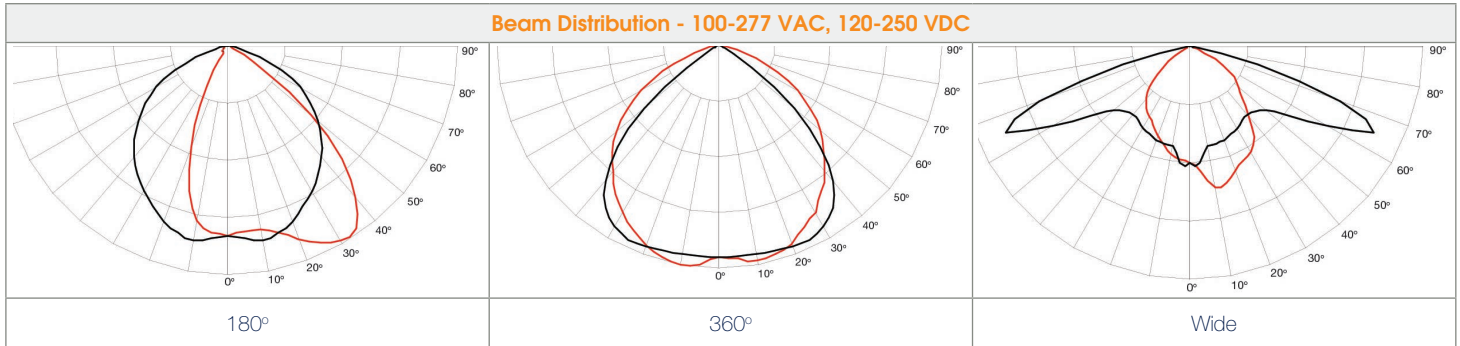
Temperature Ratings

Ambient Temperature Range T4A	Ambient Temperature Range T5
-40°F to +149°F (-40°C to +65°C)	-40°F to +113°F (-40°C to +45°C)

WARNING - INSTALLATION & SECONDARY RETENTION. Use of any Dialight products without proper installation (including secondary retention / netting) and periodic inspections could cause severe injury or death. Dialight recommends that all installations should use secondary retention / netting (appropriate to the installation environment) where applicable. It is the exclusive responsibility of the contractor, installer and/or end-user to: (a) determine the suitability of the product for its intended application; and, (b) ensure that the product is safely installed (with secondary retention / netting where appropriate) and in compliance with all applicable laws and regulations. To the extent permissible under applicable laws, Dialight disclaims all liability for personal injury and/or other damage resulting from any dislodgment or other dislocation of its products.

SafeSite® LED Area Light

Beam Distributions



DISCLAIMER. All product information provided is, to the best of Dialight's knowledge, accurate as of the date of publication. When ordering, refer to www.dialight.com for current versions of: (a) relevant product documentation (including the relevant product data sheets); (b) Dialight terms and conditions of sale; and, (c) the relevant product warranty. To the extent that any contract is deemed formed between Dialight and the purchaser of Dialight products and/or an end-user, versions of documents available at www.dialight.com as at the date of sale shall be the versions incorporated therein. In the event of any discrepancy between this document or information provided at www.dialight.com, the latter shall prevail.

SafeSite® LED Area Light

Lumen Tables

100-277 VAC, 120-250 VDC									
Output Family	Beam Distribution	Lens	Wattage	Lumens 5000 CCT	5000 CCT lm/W	Lumens 4000 CCT	4000 CCT lm/W	Lumens 2700 CCT	2700 CCT lm/W
9,000	360°	Tempered Glass	66	9000	136	8800	134	8200	124
		Class I, Div 1 Glass		8600	131	8400	128	7900	120
		Polycarbonate		8300	127	8100	123	7600	115
	180°	Tempered Glass		8800	134	8600	131	8000	121
		Class I, Div 1 Glass		8400	128	8200	125	7700	117
		Polycarbonate		8100	124	7900	120	7400	112
7,300	360°	Tempered Glass	52	7300	140	7100	138	6700	129
		Class I, Div 1 Glass		7000	135	6800	132	6400	123
		Polycarbonate		6700	131	6500	126	6100	117
	180°	Tempered Glass		7100	138	6900	134	6500	125
		Class I, Div 1 Glass		6800	132	6600	128	6200	119
		Polycarbonate		6600	128	6400	124	6000	115
	Wide	Tempered Glass	64	7300	114	7100	112	6700	105
		Class I, Div 1 Glass		7000	110	6800	107	6400	100
		Polycarbonate		6700	106	6500	103	6100	95
5,700	360°	Tempered Glass	40	5700	143	5500	140	5200	130
		Class I, Div 1 Glass		5400	137	5200	132	4900	123
		Polycarbonate		5300	133	5100	130	4800	120
	180°	Tempered Glass		5500	140	5300	135	5000	125
		Class I, Div 1 Glass		5300	134	5100	130	4800	120
		Polycarbonate		5100	130	4900	125	4600	115
4,200	360°	Tempered Glass	30	4200	140	4100	137	3800	127
		Class I, Div 1 Glass		4000	134	3900	131	3600	120
		Polycarbonate		3900	130	3800	127	3900	130
	180°	Tempered Glass		4100	137	4000	134	4100	137
		Class I, Div 1 Glass		3900	132	3800	127	3900	130
		Polycarbonate		3800	127	3700	124	3400	113
3,100	360°	Tempered Glass	24	3100	129	3000	127	2800	117
		Class I, Div 1 Glass		2900	124	2900	121	2600	108
		Polycarbonate		2800	120	2700	114	2500	104
	180°	Tempered Glass		3000	127	2900	123	2700	113
		Class I, Div 1 Glass		2900	121	2800	118	2600	108
		Polycarbonate		2800	118	2700	114	2500	104

100-277 VAC Battery Backup								
Lumen Letter	Output Family	Beam Distribution Character	Beam Distribution	Lens Character	Lens Material	Wattage	Lumens 5000 CCT	Lumens 4000 CCT
7	7,500	B	360°	7	1/4" AR Glass	85	7500	7300
				5	Polycarbonate		7500	7300
		A	180°	7	1/4" AR Glass		7200	7000
				5	Polycarbonate		6900	6800

All values typical unless otherwise stated (tolerance +/- 10%).

For lighting layouts, please find IES files at www.dialight.com

DISCLAIMER. All product information provided is, to the best of Dialight's knowledge, accurate as of the date of publication. When ordering, refer to www.dialight.com for current versions of: (a) relevant product documentation (including the relevant product data sheets); (b) Dialight terms and conditions of sale; and, (c) the relevant product warranty. To the extent that any contract is deemed formed between Dialight and the purchaser of Dialight products and/or an end-user, versions of documents available at www.dialight.com as at the date of sale shall be the versions incorporated therein. In the event of any discrepancy between this document or information provided at www.dialight.com, the latter shall prevail.

SafeSite® LED Area Light

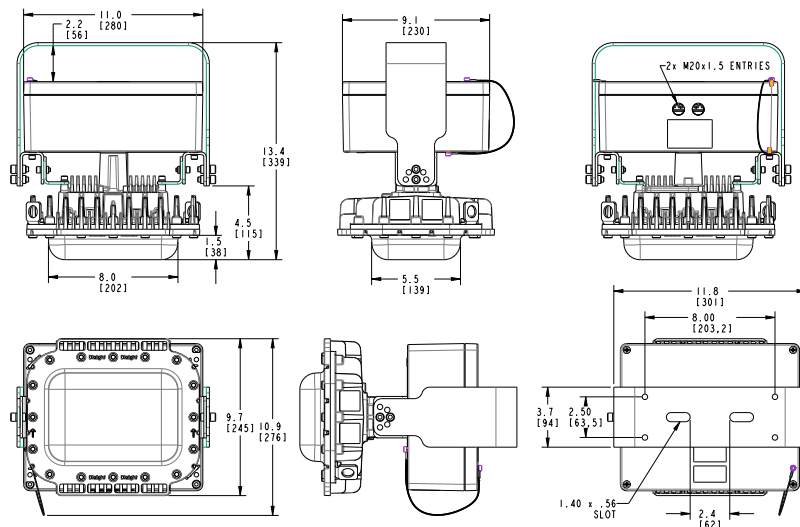
Lumen Tables & Dimensional Drawings

347/480 VAC							
Output Family	Beam Distribution	Lens	Wattage	Lumens 5000 CCT	5000 CCT lm/W	Lumens 4000 CCT	4000 CCT lm/W
7,250	360°	Tempered Glass	68	7200	107	7100	104
		Class I, Div 1 Glass		6900	102	6800	100
		Polycarbonate		6900	102	6800	100
	180°	Tempered Glass		7200	107	7100	104
		Class I, Div 1 Glass		6900	102	6800	100
		Polycarbonate		6900	102	6800	100
6,000	360°	Tempered Glass	58	6000	103	5800	101
		Class I, Div 1 Glass		5700	99	5600	97
		Polycarbonate		5700	99	5600	97
	180°	Tempered Glass		6000	103	5800	101
		Class I, Div 1 Glass		5700	99	5600	97
		Polycarbonate		5700	99	5600	97
5,000	360°	Tempered Glass	47	5000	106	4900	104
		Class I, Div 1 Glass		4800	102	4700	100
		Polycarbonate		4800	102	4700	100
	180°	Tempered Glass		5000	106	4900	104
		Class I, Div 1 Glass		4800	106	4700	100
		Polycarbonate		4800	102	4700	100
4,100	Wide	Polycarbonate	55	4100	75	4000	73
4,000	360°	Tempered Glass	38	4000	105	3900	103
		Class I, Div 1 Glass		3800	101	3700	99
		Polycarbonate		3800	101	3700	99
	180°	Tempered Glass		4000	105	3900	103
		Class I, Div 1 Glass		3800	101	3700	99
		Polycarbonate		3800	101	3700	99
2,200	360°	Tempered Glass	21	2200	105	2200	105
		Class I, Div 1 Glass		2200	105	2200	105
		Polycarbonate		2200	105	2200	105
	180°	Tempered Glass		2200	105	2200	105
		Class I, Div 1 Glass		2200	105	2200	105
		Polycarbonate		2200	105	2200	105

All values typical unless otherwise stated (tolerance +/- 10%).

For lighting layouts, please find IES files at www.dialight.com

Battery Backup Model

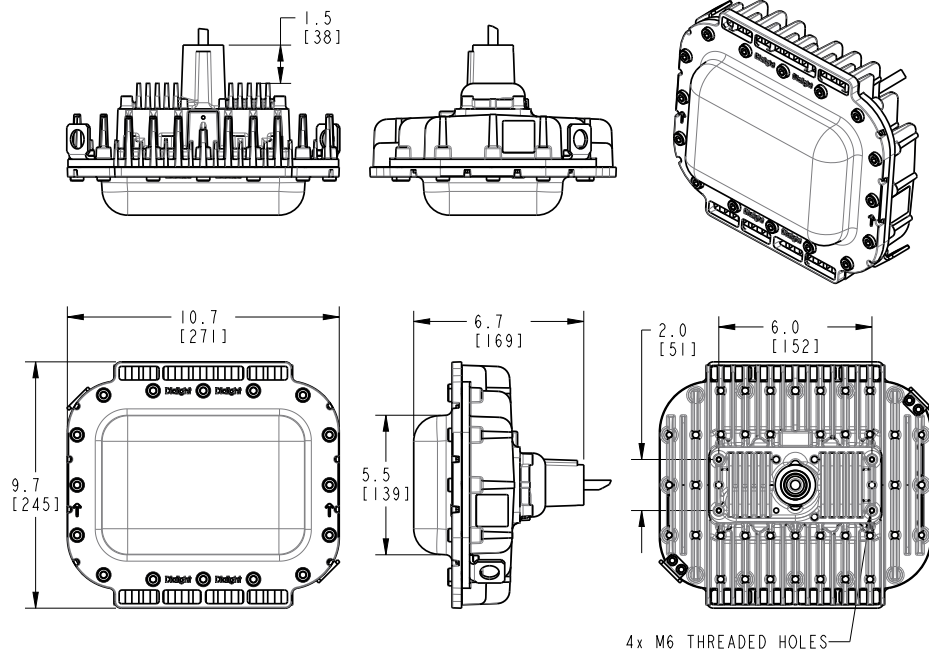


DISCLAIMER. All product information provided is, to the best of Dialight's knowledge, accurate as of the date of publication. When ordering, refer to www.dialight.com for current versions of: (a) relevant product documentation (including the relevant product data sheets); (b) Dialight terms and conditions of sale; and, (c) the relevant product warranty. To the extent that any contract is deemed formed between Dialight and the purchaser of Dialight products and/or an end-user, versions of documents available at www.dialight.com as at the date of sale shall be the versions incorporated therein. In the event of any discrepancy between this document or information provided at www.dialight.com, the latter shall prevail.

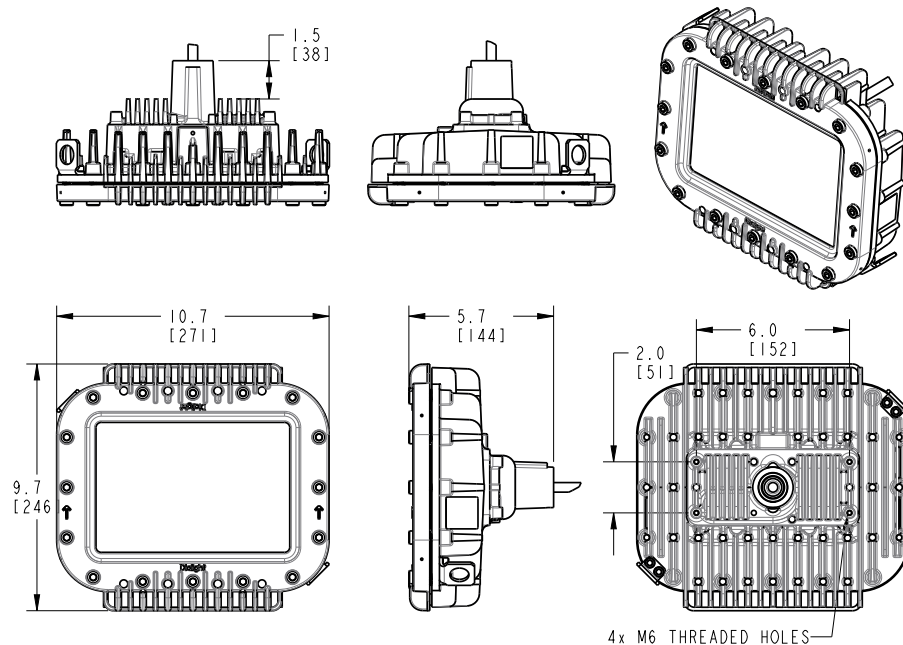
SafeSite® LED Area Light

Dimensional Drawings

Polycarbonate Lens - Option 5




Tempered Glass Lens - Option 7



DISCLAIMER. All product information provided is, to the best of Dialight's knowledge, accurate as of the date of publication. When ordering, refer to www.dialight.com for current versions of: (a) relevant product documentation (including the relevant product data sheets); (b) Dialight terms and conditions of sale; and, (c) the relevant product warranty. To the extent that any contract is deemed formed between Dialight and the purchaser of Dialight products and/or an end-user, versions of documents available at www.dialight.com as at the date of sale shall be the versions incorporated therein. In the event of any discrepancy between this document or information provided at www.dialight.com, the latter shall prevail.

SafeSite® LED Area Light

Accessories



ALxxxx2xDUNxGN

Fixtures are available with a universal mounting adapter factory installed, see product N-chart for details. Choose from one of the four available mounting options:

Wall Mount
HZXW0145° Wall Mount
HZXW4545° Stanchion Mount
HZXS4534mm Slip-fit Pole Mount
HZXC34

Certified to: UL 50E • CSA C22.2 No. 94.2-07

HZXSTAN100S

- 1.00" (1.315" Pole OD) Slip-fit stanchion mount

HZXSTAN125S

- 1.25" (1.660" Pole OD) Slip-fit stanchion mount

HZXSTAN150S

- 1.50" (1.900" Pole OD) Slip-fit stanchion mount

HZXSTAN200S

- 2.00" (2.375" Pole OD) Slip-fit stanchion mount

HZXSTAN100T

- 1.00" (1.315" Pole OD) NPT threaded stanchion mount

HZXSTAN125T

- 1.25" (1.660" Pole OD) NPT threaded stanchion mount

HZXSTAN150T

- 1.50" (1.900" Pole OD) NPT threaded stanchion mount

HZXSTAN200T

- 2.00" (2.375" Pole OD) NPT threaded stanchion mount



HZXW3

- 316 stainless steel bracket

HZXW7

- Aluminum bracket



HZXW4

- 316 stainless steel bracket with pipe clamp

HZXW8

- Aluminum bracket with pipe clamp



HZXSAFECBLS

- Safety cable kit



Certified to: UL 50E • UL 1203

ISA 12.12.01 • CSA C22.2 No. 94.2-07

HBXC1

- 0.75" NPT Ceiling mount



Certified to: UL 50E • CSA C22.2 No. 94.2-07

HZXJB075

- 0.75" Ceiling / Wall / Pole mount junction box

HZXJB100

- 1.00" Ceiling / Wall / Pole mount junction box

HZXJB125

- 1.25" Ceiling / Wall / Pole mount junction box

HZXJB150

- 1.50" Ceiling / Wall / Pole mount junction box



Certified to: UL 50E • CSA C22.2 No. 94.2-07

HZXJB075PC1

- 0.75" Junction box with photocell

HZXJB100PC1

- 1.00" Junction box with photocell

HZXJB125PC1

- 1.25" Junction box with photocell

HZXJB150PC1

- 1.50" Junction box with photocell

DISCLAIMER. All product information provided is, to the best of Dialight's knowledge, accurate as of the date of publication. When ordering, refer to www.dialight.com for current versions of: (a) relevant product documentation (including the relevant product data sheets); (b) Dialight terms and conditions of sale; and, (c) the relevant product warranty. To the extent that any contract is deemed formed between Dialight and the purchaser of Dialight products and/or an end-user, versions of documents available at www.dialight.com as at the date of sale shall be the versions incorporated therein. In the event of any discrepancy between this document or information provided at www.dialight.com, the latter shall prevail.

SafeSite® LED Area Light

Retro-fit Options

Retro-fit adapters can be factory installed. See product ordering information for details.

Eaton's Crouse-Hinds – Champ®
 GE Lighting Solutions – Filtr-Gard™
 Holophane Petrolux® II, III
 Thomas & Betts Hazlux®
 Appleton® Mercmaster III
 Appleton® Mercmaster II
 Killark® Certilite® & Certilite® V

*Petrolux adapter available as a standalone accessory only



Eaton's Crouse-Hinds – Champ® - HZXTHCH				
Pendant	Ceiling	Wall	Stanchion	Quad Mount
APM2	CM2	TWM2	JM5	QM25
APM3	CM3	TWM3	PM5	
HPM2				



GE Lighting Solutions – Filtr-Gard™ - HZXTHGE				
Pendant	Ceiling	Wall	Stanchion	Quad Mount
3P	3F	3C	3W	5S
4P	4F		4W	6S
				5J, 6J



Holophane® Petrolux II, III - HZXTHP3				
Pendant	Universal	Stanchion	Ceiling	Wall
PD	UN	SA	CD	WL
GH		ST	CE	W
P		A	B, C, D	

Please reference spec sheet at www.dialight.com for all dimensional drawings of retro-fit options.

DISCLAIMER. All product information provided is, to the best of Dialight's knowledge, accurate as of the date of publication. When ordering, refer to www.dialight.com for current versions of: (a) relevant product documentation (including the relevant product data sheets); (b) Dialight terms and conditions of sale; and, (c) the relevant product warranty. To the extent that any contract is deemed formed between Dialight and the purchaser of Dialight products and/or an end-user, versions of documents available at www.dialight.com as at the date of sale shall be the versions incorporated therein. In the event of any discrepancy between this document or information provided at www.dialight.com, the latter shall prevail.

SafeSite® LED Area Light

Retro-fit Options



Thomas & Betts Hazlux® - HZXTHTB				
Pendant	Pendant Cone	Flexible Pendant	Ceiling	Wall
VP2	VA2	VF2	VC2	VB2
VP3	VA3	VF3	VC3	VB3
Wall	25° Angle Stanchion	25° Angle Stanchion	Straight Stanchion	Straight Stanchion
VB2-VIB	VS4	VS4-VIB	VL4	VL4-VIB
VB3-VIB	VS5	VS5-VIB	VL5	VL5-VIB



Appleton® Mercmaster III - HZXTHAP			
Pendant	Ceiling	Wall	Stanchion
KPA- 75, 100	KPC-75	KPWB-75	KPS-125
KPAF-75, 100	KPC-100	KPWB-100	KPS-150
KPCH-75, 100			KPST-125
			KPST-150



Appleton® Mercmaster II - HZXTHM2			
Pendant	Ceiling	Wall	Stanchion
LPA-75	LPC-75	LPWB-75	LPS-125
LPA-100	LPC-100	LPWB-100	LPS-150



Killark® Certilite® & Certilite® V - HZXTHKL			
Pendant	Ceiling	Wall	Stanchion
VMA2B & VMA-2	VMX2B & VMX-2	VMB2B & VMB-2	VMD4B
VMA3B & VMA-3	VMX3B & VMX-3	VMB3B & VMB-3	VMD5B
VMC2B & VMC-2	VMX6B, 7B, 8B, 9B		VMS5B
VMC3B & VMC-3			
VMF2B, 3B			

Please reference spec sheet at www.dialight.com for all dimensional drawings of retro-fit options.

DISCLAIMER. All product information provided is, to the best of Dialight's knowledge, accurate as of the date of publication. When ordering, refer to www.dialight.com for current versions of: (a) relevant product documentation (including the relevant product data sheets); (b) Dialight terms and conditions of sale; and, (c) the relevant product warranty. To the extent that any contract is deemed formed between Dialight and the purchaser of Dialight products and/or an end-user, versions of documents available at www.dialight.com as at the date of sale shall be the versions incorporated therein. In the event of any discrepancy between this document or information provided at www.dialight.com, the latter shall prevail.

SafeSite® LED End-to-End Linear Fixture

Technical Specifications



Ratings and Certifications

• UL 1598/A	• IP66/67
• CSA C22.2 No. 250	• NEMA 4X
• UL 844	• CID2 A,B,C,D
• CSA C22.2 No. 137-M81	• CIID1 E,F,G
• 5 year warranty	• CIID2 F,G
• L70 rated for >125,000 hours	• CIII

*All features not available on every model. Please refer to product part number pages for model specifics.

Mechanical Information

Fixture weight:

4' model:	18 lb (8.2 kg)
2' model:	13 lb (5.9 kg)

Shipping weight:

4' model:	20 lb (9.1 kg)
2' model:	15 lb (6.8 kg)

Mounting:

(4) 3/4" NPT openings
Optional ceiling, flush or swivel mounting bracket
Secondary retention option available

Temperature Ratings

Ambient Temperature Range
T4A Temperature Code

-40°F to +149°F (-40°C to +65°C)

Ambient Temperature Range
T5 Temperature Code

-40°F to +113°F (-40°C to +45°C)

Specifications

Voltage:	120-277 VAC	Housing:	Extruded 6063 aluminum
Operating temp:	-40°F to +149°F (-40°C to +65°C)	Lens:	Polycarbonate
Power factor:	>0.9	CRI:	80
THD:	<20%	CCT:	5000K (cool white) 4000K (neutral white)
Surge protection:	6kV line-to-line, 6kV line-to-ground		

Comparison

	Warranty	L70	T-Rating
Dialight LED Linear	5yr	>125,000	T5
Metal Halide	1	6,000	T2
High Pressure Sodium	1	20,000	T2A
Fluorescent	1	24,000	T3

Lumens


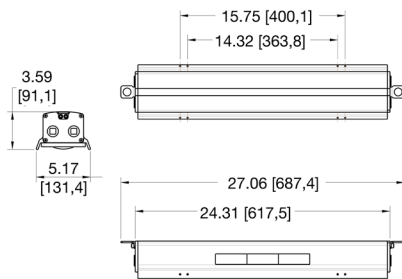
Wattage

lm/W

Mounting Heights

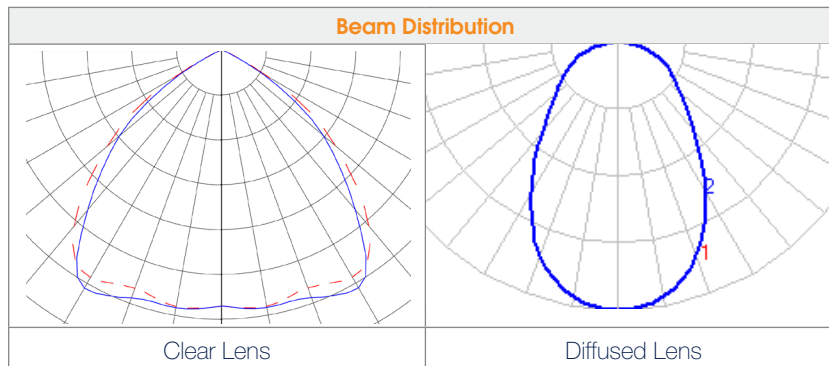
7,500	60	125	20'
6,750	60	112	↑
4,000	32	125	↓
3,500	32	109	10'

Dimensions



Dimension in inches [mm]

Beam Distribution



WARNING - INSTALLATION & SECONDARY RETENTION. Use of any Dialight products without proper installation (including secondary retention / netting) and periodic inspections could cause severe injury or death. Dialight recommends that all installations should use secondary retention / netting (appropriate to the installation environment) where applicable. It is the exclusive responsibility of the contractor, installer and/or end-user to: (a) determine the suitability of the product for its intended application; and, (b) ensure that the product is safely installed (with secondary retention / netting where appropriate) and in compliance with all applicable laws and regulations. To the extent permissible under applicable laws, Dialight disclaims all liability for personal injury and/or other damage resulting from any dislodgment or other dislocation of its products.

SafeSite® LED End-to-End Linear Fixture

Ordering Information & Accessories

Classifications: CID2 Groups A, B, C, D • CIID1 E, F, G • CIID2 F, G • CIII

Part Number	Length	CRI	CID1	CID2	CIID1	CIID2	CIII	Voltage	Lens	CCT	Fixture Lumens	Watt	lm/W	Beam Distribution
Class I, Div 2 Models														
LBD2MB3FNNNNNGN	4'	80		•				120-277 VAC	Clear	5000K (cool white)	7,500	60	125	Medium
LBD6MB3FNNNNNGN	4'	80		•				120-277 VAC	Diffused	5000K (cool white)	6,750	60	112	Medium
LAD2MB3BNNNNNGN	2'	80		•				120-277 VAC	Clear	5000K (cool white)	4,000	32	125	Medium
LAD6MB3BNNNNNGN	2'	80		•				120-277 VAC	Diffused	5000K (cool white)	3,500	32	109	Medium
Class II, Div 1 Models														
LBF2MB3FNNNNNGN	4'	80			•	•	•	120-277 VAC	Clear	5000K (cool white)	7,500	60	125	Medium
LBF6MB3FNNNNNGN	4'	80			•	•	•	120-277 VAC	Diffused	5000K (cool white)	6,750	60	112	Medium
LAF2MB3BNNNNNGN	2'	80			•	•	•	120-277 VAC	Clear	5000K (cool white)	4,000	32	125	Medium
LAF6MB3BNNNNNGN	2'	80			•	•	•	120-277 VAC	Diffused	5000K (cool white)	3,500	32	109	Medium

All values typical unless otherwise stated (tolerance +/- 10%).

Part numbers listed in the table above are cool white. For neutral white models, replace the 6th character with an **N**.

Swivel Mount



EEX-S6

- 316 stainless steel swivel mounting bracket
- Can be angled at 0°, 30°, 45°, 60°, and 90°



Ceiling Mount



EEX-C6

- 316 stainless steel fixed ceiling mount



Flush Mount



EEX-F6


- 316 stainless steel flush mount



DISCLAIMER. All product information provided is, to the best of Dialight's knowledge, accurate as of the date of publication. When ordering, refer to www.dialight.com for current versions of: (a) relevant product documentation (including the relevant product data sheets); (b) Dialight terms and conditions of sale; and, (c) the relevant product warranty. To the extent that any contract is deemed formed between Dialight and the purchaser of Dialight products and/or an end-user, versions of documents available at www.dialight.com as at the date of sale shall be the versions incorporated therein. In the event of any discrepancy between this document or information provided at www.dialight.com, the latter shall prevail.

SafeSite® LED Linear - UL 844

Low Profile - Class I, Div. 2 / Class II - 10 year warranty

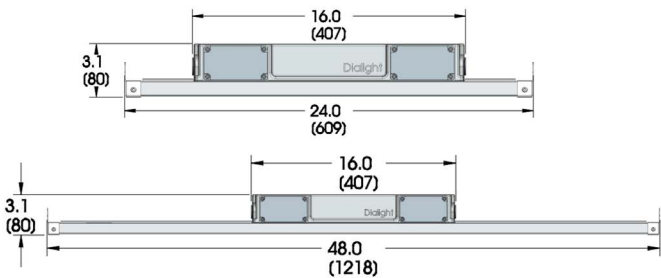


Certifications & Ratings

- UL 1598/A¹
- UL 844¹
- CSA C22.2 No. 137¹
- CSA C22.2 No. 250¹
- IP66 / 67
- Class I, Div. 2 Groups A, B, C & D
- Class I, Zone 2 Group IIC
- Class II, Div. 1 Groups E, F & G
- Class II, Div. 2 Groups F & G
- Class III
- NEMA 4X
- 2000 PSI hose-down rating²
- DLC Premium & Standard

¹ETL listed

²Internally tested



Dimensions in inches [mm]

Temperature Ratings

Ambient Temperature Range T4A Temperature Code	Ambient Temperature Range T5 Temperature Code
-40°F to +149°F (-40°C to +65°C)	-40°F to +113°F (-40°C to +45°C)

Mechanical Information:

Fixture weight:	4' - 11 lb (5.0 kg) 2' - 8 lb (3.6 kg)
Shipping weight:	4' - 12 lb (5.4 kg) 2' - 9 lb (4.1 kg)
Mounting:	(4) 3/4" NPT openings Optional swivel bracket - LPXW4 Optional low profile bracket - LPXW4LP

Variable Dimming:

Variable dimming control:	0-10 VDC
Dimming range:	10 VDC = 100% light output 0 VDC = 5% light output

Electrical Specifications:

Operating voltage:	100-277 VAC, 50/60Hz 120-250 VDC
Power consumption:	See ordering information
Operating temp:	-40°F to +149°F (-40°C to +65°C)
EMC:	FCC Title 47, Subpart B, Section 15, Class A device. RF Immunity; 10V/m, 80MHz-1GHz
Surge protection:	EN 61000-4-5 6 kV line-to-line 6 kV line-to-ground
Harmonics:	IEC 61000-3-2 Class C ATHD<20%
Power factor:	> 0.9

Construction:

Finish:	Superior dual coat finish - Sealed polyester topcoat - Chemical resistant epoxy primer
Lens:	Polycarbonate

Photometric Information:


CRI:	80
CCT:	5000K (cool white) 4000K (neutral white)
IES files:	Available at www.dialight.com

All values typical unless otherwise stated (tolerance +/- 10%)

WARNING - INSTALLATION & SECONDARY RETENTION. Use of any Dialight products without proper installation (including secondary retention / netting) and periodic inspections could cause severe injury or death. Dialight recommends that all installations should use secondary retention / netting (appropriate to the installation environment) where applicable. It is the exclusive responsibility of the contractor, installer and/or end-user to: (a) determine the suitability of the product for its intended application; and, (b) ensure that the product is safely installed (with secondary retention / netting where appropriate) and in compliance with all applicable laws and regulations. To the extent permissible under applicable laws, Dialight disclaims all liability for personal injury and/or other damage resulting from any dislodgment or other dislocation of its products.

Ordering Information

SafeSite® LED Linear - Low Profile - UL 844 - 10 year warranty



Classifications: CID2 A, B, C, D • CIID1 E, F, G • CIID2 F, G • CIII

Part Number (x = CCT placeholder)	Length	CRI	Wattage	Fixture Lumens		lm/W		Voltage	Lens	Beam Distribution
				5000K	4000K	5000K	4000K			
Class I, Div. 2 Models										
LKD-4M(x)2-9DNN-NGN	4'	80	70	9,600	9,300	137	132	100-277 VAC / 120-250 VDC	Clear Polycarbonate	Medium
LKD-5M(x)2-9DNN-NGN	4'	80	70	8,800	8,500	125	121	100-277 VAC / 120-250 VDC	Diffused Polycarbonate	Medium
LKD-4W(x)2-9DNN-NGN	4'	80	70	9,600	9,300	137	132	100-277 VAC / 120-250 VDC	Clear Polycarbonate	Wide
LKD-4M(x)2-7DNN-NGN	4'	80	52	7,250	6,950	139	134	100-277 VAC / 120-250 VDC	Clear Polycarbonate	Medium
LKD-5M(x)2-7DNN-NGN	4'	80	52	6,550	6,250	126	120	100-277 VAC / 120-250 VDC	Diffused Polycarbonate	Medium
LKD-4W(x)2-7DNN-NGN	4'	80	52	7,250	6,950	139	134	100-277 VAC / 120-250 VDC	Clear Polycarbonate	Wide
LJD-4M(x)2-5DNN-NGN	2'	80	37	4,750	4,500	128	122	100-277 VAC / 120-250 VDC	Clear Polycarbonate	Medium
LJD-5M(x)2-5DNN-NGN	2'	80	37	4,450	4,200	120	114	100-277 VAC / 120-250 VDC	Diffused Polycarbonate	Medium
LJD-4W(x)2-5DNN-NGN	2'	80	37	4,750	4,500	128	122	100-277 VAC / 120-250 VDC	Clear Polycarbonate	Wide
Class II, Div. 1 Models										
LKF-4M(x)2-9DNN-NGN	4'	80	70	9,600	9,300	137	132	100-277 VAC / 120-250 VDC	Clear Polycarbonate	Medium
LKF-5M(x)2-9DNN-NGN	4'	80	70	8,800	8,500	125	121	100-277 VAC / 120-250 VDC	Diffused Polycarbonate	Medium
LKF-4W(x)2-9DNN-NGN	4'	80	70	9,600	9,300	137	132	100-277 VAC / 120-250 VDC	Clear Polycarbonate	Wide
LKF-4M(x)2-7DNN-NGN	4'	80	52	7,250	6,950	139	134	100-277 VAC / 120-250 VDC	Clear Polycarbonate	Medium
LKF-5M(x)2-7DNN-NGN	4'	80	52	6,550	6,250	126	120	100-277 VAC / 120-250 VDC	Diffused Polycarbonate	Medium
LKF-4W(x)2-7DNN-NGN	4'	80	52	7,250	6,950	139	134	100-277 VAC / 120-250 VDC	Clear Polycarbonate	Wide
LJF-4M(x)2-5DNN-NGN	2'	80	37	4,750	4,500	128	122	100-277 VAC / 120-250 VDC	Clear Polycarbonate	Medium
LJF-5M(x)2-5DNN-NGN	2'	80	37	4,450	4,200	120	114	100-277 VAC / 120-250 VDC	Diffused Polycarbonate	Medium
LJF-4W(x)2-5DNN-NGN	2'	80	37	4,750	4,500	128	122	100-277 VAC / 120-250 VDC	Clear Polycarbonate	Wide

All values typical unless otherwise stated (tolerance +/- 10%)

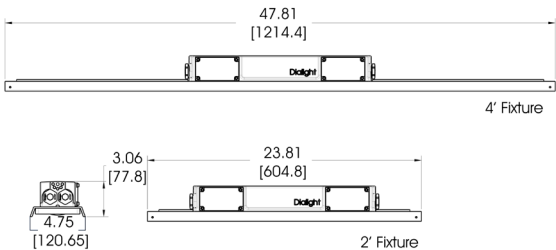
CCT placeholders - C=5000K (cool white), N= 4000K (neutral white)

For additional ordering options, please consult factory.

DISCLAIMER. All product information provided is, to the best of Dialight's knowledge, accurate as of the date of publication. When ordering, refer to www.dialight.com for current versions of: (a) relevant product documentation (including the relevant product data sheets); (b) Dialight terms and conditions of sale; and, (c) the relevant product warranty. To the extent that any contract is deemed formed between Dialight and the purchaser of Dialight products and/or an end-user, versions of documents available at www.dialight.com as at the date of sale shall be the versions incorporated therein. In the event of any discrepancy between this document or information provided at www.dialight.com, the latter shall prevail.

SafeSite® LED Linear - Low Profile

Technical Specifications - 5 year warranty



Dimensions in inches [mm]

Temperature Ratings

Ambient Temperature Range T4A Temperature Code	Ambient Temperature Range T5 Temperature Code
-40°F to +149°F (-40°C to +65°C)	-40°F to +113°F (-40°C to +45°C)

Certifications & Ratings

- UL 1598/A
- UL 844
- CSA C22.2 No. 137
- CSA C22.2 No. 250
- IP66 / 67
- Class I, Div. 2 Groups A, B, C & D
- Class II, Div. 1 Groups E, F & G
- Class II, Div. 2 Groups F & G
- Class III
- NEMA 4X

Mechanical Information:

- Fixture weight:** 4' - 10 lb (4.5 kg)
2' - 7 lb (3.2 kg)
- Shipping weight:** 4' - 11 lb (5.0 kg)
2' - 8 lb (3.6 kg)
- Mounting:** (4) 3/4" NPT openings
Optional swivel bracket - LPXW4
Optional low profile bracket - LPXW4LP

Electrical Specifications:

- Operating voltage:** 100-277 VAC, 50/60Hz
- Power consumption:** See ordering information
- Operating temp:** -40°F to +149°F (-40°C to +65°C)
- Harmonics:** IEC 61000-3-2
- Noise Requirements/EMC:** FCC Title 47, Subpart B, Section 15, Class A device. RF Immunity; 10V/m, 80MHz-1GHz
- Surge protection:** EN 61000-4-5
4 kV line-to-line
4 kV line-to-ground
- THD:** < 20%
- Power factor:** > 0.9

Construction:

- Finish:** Superior dual coat finish
- Sealed polyester topcoat
- Chemical resistant epoxy primer
- Lens:** Polycarbonate

Photometric Information:

- CRI:** 80
- CCT:** 5000K (cool white)
4000K (neutral white)
- IES files:** Available at www.dialight.com

All values typical unless otherwise stated (tolerance +/- 10%)

WARNING - INSTALLATION & SECONDARY RETENTION. Use of any Dialight products without proper installation (including secondary retention / netting) and periodic inspections could cause severe injury or death. Dialight recommends that all installations should use secondary retention / netting (appropriate to the installation environment) where applicable. It is the exclusive responsibility of the contractor, installer and/or end-user to: (a) determine the suitability of the product for its intended application; and, (b) ensure that the product is safely installed (with secondary retention / netting where appropriate) and in compliance with all applicable laws and regulations. To the extent permissible under applicable laws, Dialight disclaims all liability for personal injury and/or other damage resulting from any dislodgment or other dislocation of its products.

SafeSite® LED Linear - Low Profile

Ordering Information & Accessories - 5 year warranty

Classifications: CID2 A, B, C, D • CIID1 E, F, G • CIID2 F, G • CIII

Part Number	Length	CRI	CID1	CID2	CIID1	CIID2	CIII	Fixture Lumens	Watt	lm/W	Voltage	CCT	Lens	Beam Distribution
Class I, Div. 2 Models														
LPD3C4M2P	4'	80		•		•	•	7,900	60	132	100-277 VAC	5000K (cool white)	Clear	Medium
LPD3C4H2W	4'	80		•		•	•	7,100	60	118	100-277 VAC	5000K (cool white)	Diffused	Medium
LPD3N4M2P	4'	80		•		•	•	7,300	60	122	100-277 VAC	4000K (neutral white)	Clear	Medium
LPD3N4H2W	4'	80		•		•	•	6,700	60	112	100-277 VAC	4000K (neutral white)	Diffused	Medium
LPD3C4D2P	2'	80		•		•	•	3,850	29	133	100-277 VAC	5000K (cool white)	Clear	Medium
LPD3C4B2W	2'	80		•		•	•	3,500	29	121	100-277 VAC	5000K (cool white)	Diffused	Medium
LPD3N4D2P	2'	80		•		•	•	3,600	29	124	100-277 VAC	4000K (neutral white)	Clear	Medium
LPD3N4B2W	2'	80		•		•	•	3,300	29	114	100-277 VAC	4000K (neutral white)	Diffused	Medium
Class II, Div. I Models														
LPF3C4M2P	4'	80			•	•	•	7,900	60	132	100-277 VAC	5000K (cool white)	Clear	Medium
LPF3C4H2W	4'	80			•	•	•	7,100	60	118	100-277 VAC	5000K (cool white)	Diffused	Medium
LPF3N4M2P	4'	80			•	•	•	7,300	60	122	100-277 VAC	4000K (neutral white)	Clear	Medium
LPF3N4H2W	4'	80			•	•	•	6,700	60	112	100-277 VAC	4000K (neutral white)	Diffused	Medium
LPF3C4D2P	2'	80			•	•	•	3,850	29	133	100-277 VAC	5000K (cool white)	Clear	Medium
LPF3C4B2W	2'	80			•	•	•	3,500	29	121	100-277 VAC	5000K (cool white)	Diffused	Medium
LPF3N4D2P	2'	80			•	•	•	3,600	29	124	100-277 VAC	4000K (neutral white)	Clear	Medium
LPF3N4B2W	2'	80			•	•	•	3,300	29	114	100-277 VAC	4000K (neutral white)	Diffused	Medium


All values typical unless otherwise stated, Lumen values are typical (tolerance +/- 10%).

Part numbers listed in the table above are cool white. For neutral white model, replace the 5th character with N. Ex. LPD3C4M2P becomes LPD3N4M2P



LPXW4

- 316 Stainless steel mounting bracket
- Can be angled at 0°, 30°, 45°, 60° & 90°




LPXW4LP

- 316 Stainless steel low profile mounting bracket
- Can be angled at 0° and 15°



LTXSAFEKIT

- Stainless steel safety cable kit for secondary retention



LTXENDCAPKIT

- 304 Stainless steel chain mount and secondary retention bracket

DISCLAIMER. All product information provided is, to the best of Dialight's knowledge, accurate as of the date of publication. When ordering, refer to www.dialight.com for current versions of: (a) relevant product documentation (including the relevant product data sheets); (b) Dialight terms and conditions of sale; and, (c) the relevant product warranty. To the extent that any contract is deemed formed between Dialight and the purchaser of Dialight products and/or an end-user, versions of documents available at www.dialight.com as at the date of sale shall be the versions incorporated therein. In the event of any discrepancy between this document or information provided at www.dialight.com, the latter shall prevail.

SafeSite® LED Linear - UL 844

Top Conduit - Class I, Div. 2 / Class II - 10 year warranty

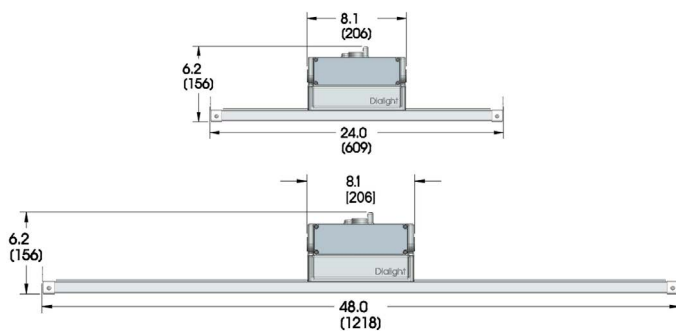


Certifications & Ratings

- UL 1598/A¹
- UL 844¹
- CSA C22.2 No. 137¹
- CSA C22.2 No. 250¹
- IP66
- Class I, Div. 2 Groups A, B, C & D
- Class I, Zone 2 Group IIC
- Class II, Div. 1 Groups E, F & G
- Class II, Div. 2 Groups F & G
- Class III
- NEMA 4X
- 2000 PSI hose-down rating²
- DLC Premium & Standard

¹ETL listed

²Internally tested



Dimensions in inches [mm]

Temperature Ratings

Ambient Temperature Range T4A Temperature Code	Ambient Temperature Range T5 Temperature Code
-40°F to +149°F (-40°C to +65°C)	-40°F to +113°F (-40°C to +45°C)

Mechanical Information:

Fixture weight:	4' - 11 lb (5.0 kg) 2' - 8 lb (3.6 kg)
Shipping weight:	4' - 12 lb (5.4 kg) 2' - 9 lb (4.1 kg)
Mounting:	(4) 3/4" NPT openings Optional swivel bracket - LTXW4 Optional low profile bracket - LTXW4LP

Variable Dimming:

Variable dimming control:	0-10 VDC
Dimming range:	10 VDC = 100% light output 0 VDC = 5% light output

Electrical Specifications:

Operating voltage:	100-277 VAC, 50/60Hz 120-250 VDC
Power consumption:	See ordering information
Operating temp:	-40°F to +149°F (-40°C to +65°C)
EMC:	FCC Title 47, Subpart B, Section 15, Class A device. RF Immunity; 10V/m, 80MHz-1GHz
Surge protection:	EN 61000-4-5 6 kV line-to-line 6 kV line-to-ground
Harmonics:	IEC 61000-3-2 Class C ATHD<20%
Power factor:	> 0.9

Construction:

Finish:	Superior dual coat finish - Sealed polyester topcoat - Chemical resistant epoxy primer
Lens:	Polycarbonate

Photometric Information:

CRI:	80
CCT:	5000K (cool white) 4000K (neutral white)
IES files:	Available at www.dialight.com

All values typical unless otherwise stated (tolerance +/- 10%)

WARNING - INSTALLATION & SECONDARY RETENTION. Use of any Dialight products without proper installation (including secondary retention / netting) and periodic inspections could cause severe injury or death. Dialight recommends that all installations should use secondary retention / netting (appropriate to the installation environment) where applicable. It is the exclusive responsibility of the contractor, installer and/or end-user to: (a) determine the suitability of the product for its intended application; and, (b) ensure that the product is safely installed (with secondary retention / netting where appropriate) and in compliance with all applicable laws and regulations. To the extent permissible under applicable laws, Dialight disclaims all liability for personal injury and/or other damage resulting from any dislodgment or other dislocation of its products.

Ordering Information

SafeSite® LED Linear - Top Conduit - UL 844 - 10 year warranty



Classifications: CID2 A, B, C, D • CIID1 E, F, G • CIID2 F, G • CIII

Part Number (x = CCT placeholder)	Length	CRI	Wattage	Fixture Lumens		lm/W		Voltage	Lens	Beam Distribution
				5000K	4000K	5000K	4000K			
Class I, Div. 2 Models										
LHD-4M(x)2-9DNN-NGN	4'	80	70	9,600	9,300	137	132	100-277 VAC / 120-250 VDC	Clear Polycarbonate	Medium
LHD-5M(x)2-9DNN-NGN	4'	80	70	8,800	8,500	125	121	100-277 VAC / 120-250 VDC	Diffused Polycarbonate	Medium
LHD-4W(x)2-9DNN-NGN	4'	80	70	9,600	9,300	137	132	100-277 VAC / 120-250 VDC	Clear Polycarbonate	Wide
LHD-4M(x)2-7DNN-NGN	4'	80	52	7,250	6,950	139	134	100-277 VAC / 120-250 VDC	Clear Polycarbonate	Medium
LHD-5M(x)2-7DNN-NGN	4'	80	52	6,550	6,250	126	120	100-277 VAC / 120-250 VDC	Diffused Polycarbonate	Medium
LHD-4W(x)2-7DNN-NGN	4'	80	52	7,250	6,950	139	134	100-277 VAC / 120-250 VDC	Clear Polycarbonate	Wide
LGD-4M(x)2-5DNN-NGN	2'	80	37	4,750	4,500	128	122	100-277 VAC / 120-250 VDC	Clear Polycarbonate	Medium
LGD-5M(x)2-5DNN-NGN	2'	80	37	4,450	4,200	120	114	100-277 VAC / 120-250 VDC	Diffused Polycarbonate	Medium
LGD-4W(x)2-5DNN-NGN	2'	80	37	4,750	4,500	128	122	100-277 VAC / 120-250 VDC	Clear Polycarbonate	Wide
Class II, Div. 1 Models										
LHF-4M(x)2-9DNN-NGN	4'	80	70	9,600	9,300	137	132	100-277 VAC / 120-250 VDC	Clear Polycarbonate	Medium
LHF-5M(x)2-9DNN-NGN	4'	80	70	8,800	8,500	125	121	100-277 VAC / 120-250 VDC	Diffused Polycarbonate	Medium
LHF-4W(x)2-9DNN-NGN	4'	80	70	9,600	9,300	137	132	100-277 VAC / 120-250 VDC	Clear Polycarbonate	Wide
LHF-4M(x)2-7DNN-NGN	4'	80	52	7,250	6,950	139	134	100-277 VAC / 120-250 VDC	Clear Polycarbonate	Medium
LHF-5M(x)2-7DNN-NGN	4'	80	52	6,550	6,250	126	120	100-277 VAC / 120-250 VDC	Diffused Polycarbonate	Medium
LHF-4W(x)2-7DNN-NGN	4'	80	52	7,250	6,950	139	134	100-277 VAC / 120-250 VDC	Clear Polycarbonate	Wide
LGF-4M(x)2-5DNN-NGN	2'	80	37	4,750	4,500	128	122	100-277 VAC / 120-250 VDC	Clear Polycarbonate	Medium
LGF-5M(x)2-5DNN-NGN	2'	80	37	4,450	4,200	120	114	100-277 VAC / 120-250 VDC	Diffused Polycarbonate	Medium
LGF-4W(x)2-5DNN-NGN	2'	80	37	4,750	4,500	128	122	100-277 VAC / 120-250 VDC	Clear Polycarbonate	Wide

All values typical unless otherwise stated (tolerance +/- 10%)

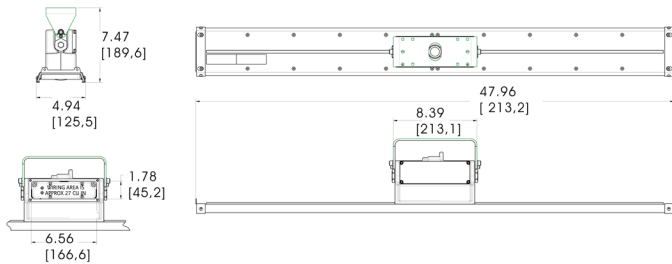

CCT placeholders - C=5000K (cool white), N= 4000K (neutral white)

For additional ordering options, please consult factory.

DISCLAIMER. All product information provided is, to the best of Dialight's knowledge, accurate as of the date of publication. When ordering, refer to www.dialight.com for current versions of: (a) relevant product documentation (including the relevant product data sheets); (b) Dialight terms and conditions of sale; and, (c) the relevant product warranty. To the extent that any contract is deemed formed between Dialight and the purchaser of Dialight products and/or an end-user, versions of documents available at www.dialight.com as at the date of sale shall be the versions incorporated therein. In the event of any discrepancy between this document or information provided at www.dialight.com, the latter shall prevail.

SafeSite® LED Linear - Top Conduit

Technical Specifications - 5 year warranty



Dimensions in inches [mm]

Temperature Ratings

Ambient Temperature Range T4A Temperature Code	Ambient Temperature Range T5 Temperature Code
-40°F to +149°F (-40°C to +65°C)	-40°F to +113°F (-40°C to +45°C)

Certifications & Ratings

- UL 1598/A
- UL 844
- CSA C22.2 No. 137
- CSA C22.2 No. 250
- IP66
- Class I, Div. 2 Groups A, B, C & D
- Class II, Div. 1 Groups E, F & G
- Class II, Div. 2 Groups F & G
- Class III
- NEMA 4X

Mechanical Information:

Fixture weight:	4' - 10 lb (4.5 kg) 2' - 7 lb (3.2 kg)
Shipping weight:	4' - 11 lb (5.0 kg) 2' - 8 lb (3.6 kg)
Mounting:	(3) 3/4" NPT openings Optional swivel bracket - LTXW4 Optional low profile bracket - LTXW4LP

Electrical Specifications:

Operating voltage:	100-277 VAC, 50/60Hz
Power consumption:	See ordering information
Operating temp:	-40°F to +149°F (-40°C to +65°C)
Harmonics:	IEC 61000-3-2
Noise Requirements/EMC:	FCC Title 47, Subpart B, Section 15, Class A device. RF Immunity; 10V/m, 80MHz-1GHz
Surge protection:	EN 61000-4-5 4 kV line-to-line 4 kV line-to-ground
THD:	< 20%
Power factor:	> 0.9

Construction:

Finish:	Superior dual coat finish - Sealed polyester topcoat - Chemical resistant epoxy primer
Lens:	Polycarbonate

Photometric Information:

CRI:	80
CCT:	5000K (cool white) 4000K (neutral white)
IES files:	Available at www.dialight.com

All values typical unless otherwise stated (tolerance +/- 10%)

WARNING - INSTALLATION & SECONDARY RETENTION. Use of any Dialight products without proper installation (including secondary retention / netting) and periodic inspections could cause severe injury or death. Dialight recommends that all installations should use secondary retention / netting (appropriate to the installation environment) where applicable. It is the exclusive responsibility of the contractor, installer and/or end-user to: (a) determine the suitability of the product for its intended application; and, (b) ensure that the product is safely installed (with secondary retention / netting where appropriate) and in compliance with all applicable laws and regulations. To the extent permissible under applicable laws, Dialight disclaims all liability for personal injury and/or other damage resulting from any dislodgment or other dislocation of its products.

SafeSite® LED Linear - Top Conduit

Ordering Information & Accessories - 5 year warranty

Classifications: CID2 A, B, C, D • CIID1 E, F, G • CIID2 F, G • CIII

Part Number	Length	CRI	CID1	CID2	CIID1	CIID2	CIII	Fixture Lumens	Watt	lm/W	Voltage	CCT	Lens	Beam Distribution
Class I, Div. 2 Models														
LTD3C4M2P	4'	80		•		•	•	7,900	60	132	100-277 VAC	5000K (cool white)	Clear	Medium
LTD3C4H2W	4'	80		•		•	•	7,100	60	118	100-277 VAC	5000K (cool white)	Diffused	Medium
LTD3N4M2P	4'	80		•		•	•	7,300	60	122	100-277 VAC	4000K (neutral white)	Clear	Medium
LTD3N4H2W	4'	80		•		•	•	6,700	60	112	100-277 VAC	4000K (neutral white)	Diffused	Medium
LTD3C4D2P	2'	80		•		•	•	3,850	29	133	100-277 VAC	5000K (cool white)	Clear	Medium
LTD3C4B2W	2'	80		•		•	•	3,500	29	121	100-277 VAC	5000K (cool white)	Diffused	Medium
LTD3N4D2P	2'	80		•		•	•	3,600	29	124	100-277 VAC	4000K (neutral white)	Clear	Medium
LTD3N4B2W	2'	80		•		•	•	3,300	29	114	100-277 VAC	4000K (neutral white)	Diffused	Medium
Class II, Div. I Models														
LTF3C4M2P	4'	80			•	•	•	7,900	60	132	100-277 VAC	5000K (cool white)	Clear	Medium
LTF3C4H2W	4'	80			•	•	•	7,100	60	118	100-277 VAC	5000K (cool white)	Diffused	Medium
LTF3N4M2P	4'	80			•	•	•	7,300	60	122	100-277 VAC	4000K (neutral white)	Clear	Medium
LTF3N4H2W	4'	80			•	•	•	6,700	60	112	100-277 VAC	4000K (neutral white)	Diffused	Medium
LTF3C4D2P	2'	80			•	•	•	3,850	29	133	100-277 VAC	5000K (cool white)	Clear	Medium
LTF3C4B2W	2'	80			•	•	•	3,500	29	121	100-277 VAC	5000K (cool white)	Diffused	Medium
LTF3N4D2P	2'	80			•	•	•	3,600	29	124	100-277 VAC	4000K (neutral white)	Clear	Medium
LTF3N4B2W	2'	80			•	•	•	3,300	29	114	100-277 VAC	4000K (neutral white)	Diffused	Medium

All values typical unless otherwise stated, Lumen values are typical (tolerance +/- 10%).

Part numbers listed in the table above are cool white. For neutral white model, replace the 5th character with N. Ex. LTD3C4D2P becomes LTD3N4D2P



LTXW4

- Mounting bracket
- Can be angled at 0°, 30°, 45°, 60° & 90°



LTXW4LP

- Mounting bracket
- Can be angled at 0° and 15°



LTXSAFEKIT

- Stainless steel safety cable kit for secondary retention



LTXENDCAPKIT

- 304 Stainless steel chain mount and secondary retention bracket



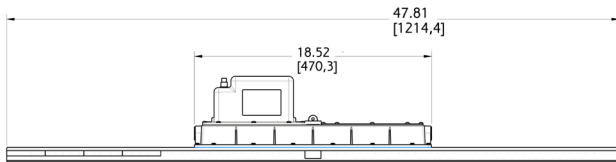
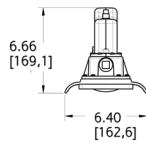
LTXLSXW4

- Retrofit bracket adapter used to connect LTM model fixtures to an existing LSXW4 bracket

DISCLAIMER. All product information provided is, to the best of Dialight's knowledge, accurate as of the date of publication. When ordering, refer to www.dialight.com for current versions of: (a) relevant product documentation (including the relevant product data sheets); (b) Dialight terms and conditions of sale; and, (c) the relevant product warranty. To the extent that any contract is deemed formed between Dialight and the purchaser of Dialight products and/or an end-user, versions of documents available at www.dialight.com as at the date of sale shall be the versions incorporated therein. In the event of any discrepancy between this document or information provided at www.dialight.com, the latter shall prevail.

SafeSite® LED Linear - Battery Backup

Technical Specifications - 5 year warranty



Dimensions in inches [mm]

Temperature Ratings

Ambient Temperature Range T4A Temperature Code	Ambient Temperature Range T5 Temperature Code
-4°F to +149°F (-20°C to +65°C)	-4°F to +113°F (-20°C to +45°C)

Certifications & Ratings

- UL 1598/A
- UL 844
- UL 924
- CSA C22.2 No. 137
- CSA C22.2 No. 250
- IP66
- Class I, Div. 2 Groups A, B, C & D
- Class II, Div. 1 Groups E, F & G
- Class II, Div. 2 Groups F & G
- Class III
- NEMA 4X

Mechanical Information:

Fixture weight:	18 lb (8.2 kg)
Shipping weight:	21 lb (9.5 kg)
Mounting:	(1) Threaded 3/4" NPT side (2) Threaded 3/4" NPT ends

Electrical Specifications:

Operating voltage:	120-277 VAC, 50/60Hz
Power consumption:	85W
Operating temp:	-4°F to +149°F (-20°C to +65°C)
Battery:	3.6V 10Ah NiMH
Expected battery life*:	3 years
Battery duration*:	> 3 hours
Harmonics:	IEC 61000-3-2
Noise Requirements/EMC:	FCC Title 47, Subpart B, Section 15, Class A device. RF Immunity; 10V/m, 80MHz-1GHz
Surge protection:	EN 61000-4-5 1 kV line-to-line 2 kV line-to-ground
THD:	< 20%
Power factor:	> 0.9

Construction:

Finish:	Superior dual coat finish - Sealed polyester topcoat - Chemical resistant epoxy primer
Lens:	Polycarbonate

Photometric Information:

Light output in emergency mode:	450 lumens
CRI:	75
CCT:	5000K (cool white)
IES files:	available at www.dialight.com

All values typical unless otherwise stated (tolerance +/- 10%)

* @ 25°C ambient

WARNING - INSTALLATION & SECONDARY RETENTION. Use of any Dialight products without proper installation (including secondary retention / netting) and periodic inspections could cause severe injury or death. Dialight recommends that all installations should use secondary retention / netting (appropriate to the installation environment) where applicable. It is the exclusive responsibility of the contractor, installer and/or end-user to: (a) determine the suitability of the product for its intended application; and, (b) ensure that the product is safely installed (with secondary retention / netting where appropriate) and in compliance with all applicable laws and regulations. To the extent permissible under applicable laws, Dialight disclaims all liability for personal injury and/or other damage resulting from any dislodgment or other dislocation of its products.

SafeSite® LED Linear - Battery Backup

Ordering Information & Accessories - 5 year warranty

Classifications: CID1 C, D • CID2 A, B, C, D • CIID1 E, F, G • CIID2 F, G • CIID1 • CIID2

This fixture is offered in sustained and maintained configurations.

Sustained has a single AC input and battery backup mode is entered upon any loss of power. Fixture cannot be turned off without entering battery backup mode.

Maintained has two AC inputs. The fixture can be turned on and off via AC-1 and Fixture only enters battery backup mode when AC-2 is lost or low.

Part Number	Length	CRI	Type	CID1	CID2	CIID1	CIID2	CIII	Voltage	Lens	CCT	Fixture Lumens	Watt	lm/W	Beam Distribution
Class I, Div. 1 Models															
LSC3C4MEGEX	4'	75	Sustained	•					120-277 VAC	Clear	5000K (cool white)	7,250	85	85	Medium
Class I, Div. 2 Models															
LSD3C4MEP	4'	75	Sustained		•				120-277 VAC	Clear	5000K (cool white)	7,000	85	82	Medium
LSD3C4MNP	4'	75	Maintained		•				120-277 VAC	Clear	5000K (cool white)	7,000	85	82	Medium
Class II Models															
LSF3C4MEP	4'	75	Sustained			•	•	•	120-277 VAC	Clear	5000K (cool white)	7,000	85	82	Medium
LSF3C4MNP	4'	75	Maintained			•	•	•	120-277 VAC	Clear	5000K (cool white)	7,000	85	82	Medium

All values typical unless otherwise stated, Lumen values are typical (tolerance +/- 10%).

Part numbers listed in the above table are cool white. For neutral white models replace the 5th character with N. Ex. LSF3C4MEP becomes LSF3N4MEP



LSXW4

- Mounting bracket
- Can be angled at 0°, 30°, 45°, 60° & 90°



LSXENDCAPKIT

- Chain mount brackets



HZXSAFEKIT

- Safety cable kit

DISCLAIMER. All product information provided is, to the best of Dialight's knowledge, accurate as of the date of publication. When ordering, refer to www.dialight.com for current versions of: (a) relevant product documentation (including the relevant product data sheets); (b) Dialight terms and conditions of sale; and, (c) the relevant product warranty. To the extent that any contract is deemed formed between Dialight and the purchaser of Dialight products and/or an end-user, versions of documents available at www.dialight.com as at the date of sale shall be the versions incorporated therein. In the event of any discrepancy between this document or information provided at www.dialight.com, the latter shall prevail.

SafeSite® LED Linear - Class I, Div. 1

Technical Specifications - 5 year warranty



Certifications & Ratings

- UL1598
- UL844
- CSA C22.2 No. 137
- Class I, Div. 1 Groups C & D
- IP66
- NEMA 4X

Mechanical Information:

- Fixture weight:** 4' - 26 lb (11.8 kg)
2' - 17.5 lb (7.9 kg)
- Shipping weight:** 4' - 28 lb (12.7 kg)
2' - 19.5 lb (8.8 kg)
- Mounting:** (1) Threaded 3/4" NPT side
(2) Threaded 3/4" NPT ends

Electrical Specifications:

- Operating voltage:** 100-277 VAC, 50/60Hz or 347/480 VAC, 50/60Hz
- Power consumption:** See ordering information
- Operating temp:** -40°F to +149°F (-40°C to +65°C)
- Harmonics:** IEC 61000-3-2
- Noise Requirements/EMC:** FCC Title 47, Subpart B, Section 15, Class A device. RF Immunity; 10V/m, 80MHz-1GHz
- Surge protection:** EN 61000-4-5
4 kV line-to-line
4 kV line-to-ground
- THD:** < 20%
- Power factor:** > 0.9

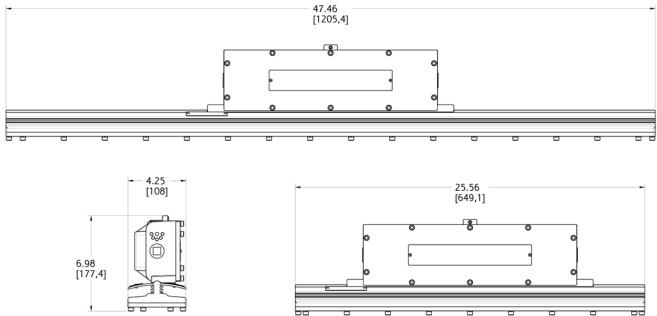
Construction:

- Finish:** Superior dual coat finish
- Sealed polyester topcoat
- Chemical resistant epoxy primer
- Lens:** Tempered Glass

Photometric Information:

- CRI:** 75
- CCT:** 5000K (cool white)
400K (neutral white)
- IES files:** Available upon request

All values typical unless otherwise stated (tolerance +/- 10%)



Dimensions in inches [mm]

Temperature Ratings

Ambient Temperature Range T4A Temperature Code	Ambient Temperature Range T5 Temperature Code
-40°F to +149°F (-40°C to +65°C)	-40°F to +113°F (-40°C to +45°C)

WARNING - INSTALLATION & SECONDARY RETENTION. Use of any Dialight products without proper installation (including secondary retention / netting) and periodic inspections could cause severe injury or death. Dialight recommends that all installations should use secondary retention / netting (appropriate to the installation environment) where applicable. It is the exclusive responsibility of the contractor, installer and/or end-user to: (a) determine the suitability of the product for its intended application; and, (b) ensure that the product is safely installed (with secondary retention / netting where appropriate) and in compliance with all applicable laws and regulations. To the extent permissible under applicable laws, Dialight disclaims all liability for personal injury and/or other damage resulting from any dislodgment or other dislocation of its products.

SafeSite® LED Linear - Class I, Div. 1

Ordering Information & Accessories - 5 year warranty

Classifications: CID1 C, D

Part Number	Length	CRI	CID1	CID2	CIID1	CIID2	CIII	Voltage	Lens	CCT	Fixture Lumens	Watt	lm/W	Beam Distribution
100-277 VAC Models														
LSC3C4M3GEX	4'	75	•					100-277 VAC	Tempered glass	5000K (cool white)	7,250	68	106	Medium
LSC3C4D3GEX	2'	75	•					100-277 VAC	Tempered glass	5000K (cool white)	3,600	34	106	Medium
347/480 VAC Models														
LSC3C5M3GEX	4'	75	•					347/480 VAC	Tempered glass	5000K (cool white)	7,250	100	72	Medium
LSC3C5D3GEX	2'	75	•					347/480 VAC	Tempered glass	5000K (cool white)	3,600	50	72	Medium

All values typical unless otherwise stated, Lumen values are typical (tolerance +/- 10%).

Part numbers listed in the table above are cool white. For neutral white, model replace the 5th character with N. Ex. LSC3C4D3GEX becomes LSC3N4D3GEX



LSXW5

- Aluminum mounting bracket
- Can be angled at 0°, 30°, 45°, 60° & 90



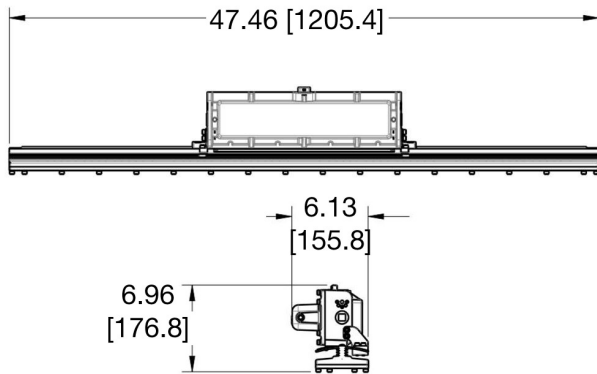
HZXSAFEKIT

- Stainless steel safety cable kit

DISCLAIMER. All product information provided is, to the best of Dialight's knowledge, accurate as of the date of publication. When ordering, refer to www.dialight.com for current versions of: (a) relevant product documentation (including the relevant product data sheets); (b) Dialight terms and conditions of sale; and, (c) the relevant product warranty. To the extent that any contract is deemed formed between Dialight and the purchaser of Dialight products and/or an end-user, versions of documents available at www.dialight.com as at the date of sale shall be the versions incorporated therein. In the event of any discrepancy between this document or information provided at www.dialight.com, the latter shall prevail.

SafeSite® LED Linear - Battery Backup - Class I, Div. 1

Technical Specifications - 5 year warranty



Dimensions in inches [mm]

Temperature Ratings

Ambient Temperature Range T4A Temperature Code

-4°F to +149°F (-20°C to +65°C)

Certifications & Ratings

- UL 1598/A
- UL 844
- CSA C22.2 No. 137
- CSA C22.2 No. 250
- Class I, Div. 1 Groups C & D
- Class I, Div. 2 Groups A, B, C & D
- IP66
- NEMA 4X

Mechanical Information:

Fixture weight:	32 lb (14.5 kg)
Shipping weight:	35 lb (15.9 kg)
Mounting:	(1) Threaded 3/4" NPT side (2) Threaded 3/4" NPT ends

Electrical Specifications:

Operating voltage:	120-277 VAC, 50/60Hz
Power consumption:	85W
Operating temp:	-4°F to +149°F (-20°C to +65°C)
Battery:	3.6V 10Ah NiMH
Expected battery life*:	3 years
Lumen output in battery mode:	500lm
Battery duration*:	> 3 hours
Harmonics:	IEC 61000-3-2
Noise Requirements/EMC:	FCC Title 47, Subpart B, Section 15, Class A device. RF Immunity; 10V/m, 80MHz-1GHz
Surge protection:	EN 61000-4-5 1 kV line-to-line 2 kV line-to-ground
THD:	< 20%
Power factor:	> 0.9

Construction:

Finish:	Superior dual coat finish - Sealed polyester topcoat - Chemical resistant epoxy primer
Lens:	Tempered glass

Photometric Information:

CRI:	75
CCT:	5000K (cool white)
IES files:	available at www.dialight.com

All values typical unless otherwise stated (tolerance +/- 10%)

* @ 25°C ambient

WARNING - INSTALLATION & SECONDARY RETENTION. Use of any Dialight products without proper installation (including secondary retention / netting) and periodic inspections could cause severe injury or death. Dialight recommends that all installations should use secondary retention / netting (appropriate to the installation environment) where applicable. It is the exclusive responsibility of the contractor, installer and/or end-user to: (a) determine the suitability of the product for its intended application; and, (b) ensure that the product is safely installed (with secondary retention / netting where appropriate) and in compliance with all applicable laws and regulations. To the extent permissible under applicable laws, Dialight disclaims all liability for personal injury and/or other damage resulting from any dislodgment or other dislocation of its products.

SafeSite® LED Linear - Battery Backup - Class I, Div. 1

Ordering Information & Accessories - 5 year warranty

Classifications: CID1 Groups C, D

Part Number	Length	CRI	Type	CID1	CID2	CIID1	CIID2	CIII	Voltage	Lens	CCT	Fixture Lumens	Watt	lm/W	Beam Distribution
Class I, Div. 1 Model															
LSC3C4MEGEX	4'	75	Sustained	•	•				120-277 VAC	Clear	5000K (cool white)	7,250	85	85	Medium

All values typical unless otherwise stated (tolerance +/- 10%).
 Part numbers listed in the table above are cool white. For neutral white models, replace the 5th character with an **N**.



- LSXW5**
- Aluminum mounting bracket
 - Can be angled at 0°, 30°, 45°, 60° & 90



- HZXSAFEKIT**
- Stainless steel safety cable kit

DISCLAIMER. All product information provided is, to the best of Dialight’s knowledge, accurate as of the date of publication. When ordering, refer to www.dialight.com for current versions of: (a) relevant product documentation (including the relevant product data sheets); (b) Dialight terms and conditions of sale; and, (c) the relevant product warranty. To the extent that any contract is deemed formed between Dialight and the purchaser of Dialight products and/or an end-user, versions of documents available at www.dialight.com as at the date of sale shall be the versions incorporated therein. In the event of any discrepancy between this document or information provided at www.dialight.com, the latter shall prevail.

SafeSite® LED Wallpack / Bulkhead

Technical Specifications



Ratings and Certifications

• UL 1598/A	• CID2 A,B,C,D
• CSA C22.2 No. 250	• CID2 F,G
• IP66/67	• 5 year warranty
• RoHS compliant	• L70 rated for >150,000 hours

*All features not available on every model. Please refer to product part number pages for model specifics.

Temperature Ratings

Ambient Temperature Range T4A Temperature Code

11W / 22W	34W
-40°F to +140°F (-40°C to +60°C)	-40°F to +122°F (-40°C to +50°C)

Specifications

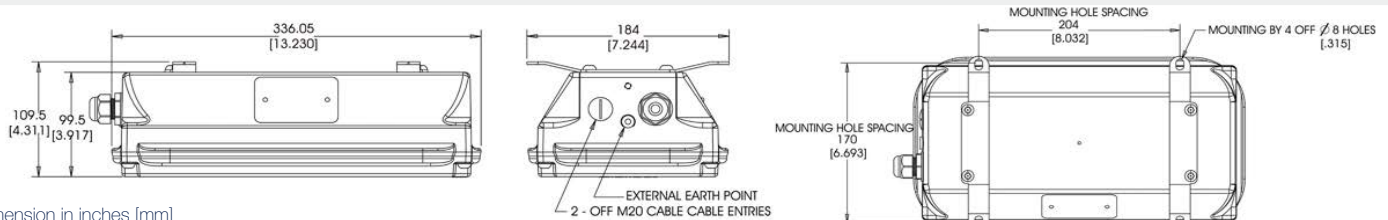
Voltage options:	100-277 VAC	Housing:	Copper-free LM6 cast aluminum
Operating temp:		Lens:	Tempered glass
11W / 22W	-40°F to +140°F (-40°C to +60°C)	CRI:	75
34W	-40°F to +122°F (-40°C to +50°C)	CCT:	5650K (cool white) 4300K (neutral white)
Power factor:	>0.9	Surge protection:	1kV line-to-line, 2kV line-to-ground
THD:	<20%		

Comparison

	Warranty	L70	T-Rating
Dialight LED Wallpack/Bulkhead	5yr	>150,000	T6
Metal Halide	1	6,000	T2
High Pressure Sodium	1	20,000	T2A

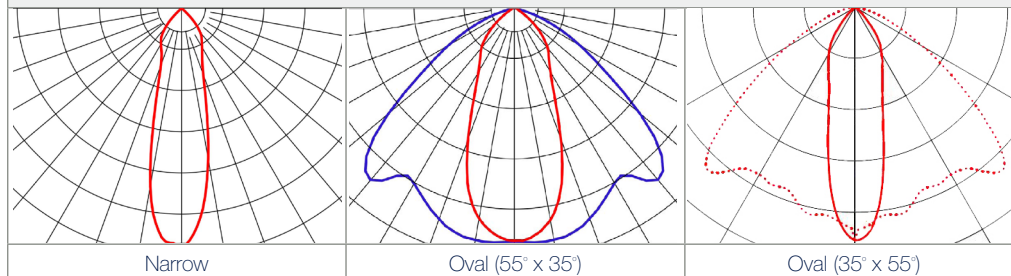
Lumens	Wattage	lm/W	Mounting Heights
2,250	34	66	20'
2,150	34	63	↑↓
1,200	22	55	
600	11	55	10'

Dimensions



Dimension in inches [mm]

Beam Distribution



Entry Options

Standard Option 2 Entries One Side	Option "E" 2 Entries One Side, 1 Entry Opposite Side. Add E to the end of the order code	Option "R" Add R to the end of the order code	Option "H" 2 Entries One Side, 2 Entries Opposite Side and 1 Entry in the Rear Add H to the end of the order code

WARNING - INSTALLATION & SECONDARY RETENTION. Use of any Dialight products without proper installation (including secondary retention / netting) and periodic inspections could cause severe injury or death. Dialight recommends that all installations should use secondary retention / netting (appropriate to the installation environment) where applicable. It is the exclusive responsibility of the contractor, installer and/or end-user to: (a) determine the suitability of the product for its intended application; and, (b) ensure that the product is safely installed (with secondary retention / netting where appropriate) and in compliance with all applicable laws and regulations. To the extent permissible under applicable laws, Dialight disclaims all liability for personal injury and/or other damage resulting from any dislodgment or other dislocation of its products.

SafeSite® LED Wallpack / Bulkhead


Ordering Information & Accessories

Classifications: CID2 Groups A, B, C, D • CIID2 F, G

Part Number	Bracket	CID1	CID2	CIID1	CIID2	CIID3	Voltage	Lens	CCT	Fixture Lumens	Watt	lm/W	Beam Distribution
Standard Models - 100-277 VAC													
WPC4C3LALGC	Angle		•		•		100-277 VAC	Clear tempered glass	5650K (cool white)	2,250	34	66	Oval (35° x 55°)
WPC4C3LFLGC	Flush		•		•		100-277 VAC	Clear tempered glass	5650K (cool white)	2,250	34	66	Oval (35° x 55°)
WPC2C3LNLGC	Standard		•		•		100-277 VAC	Clear tempered glass	5650K (cool white)	2,250	34	66	Narrow
WPC5C3LFLGCE	Flush		•		•		100-277 VAC	Clear tempered glass	5650K (cool white)	2,150	34	63	Oval (55° x 35°)
WPC5C3LFLGC	Flush		•		•		100-277 VAC	Clear tempered glass	5650K (cool white)	2,150	34	63	Oval (55° x 35°)
WPC5C3LNLGC	Standard		•		•		100-277 VAC	Clear tempered glass	5650K (cool white)	2,150	34	63	Oval (55° x 35°)
WPC5C3HALGF	Angle		•		•		100-277 VAC	Frosted tempered glass	5650K (cool white)	1,200	22	55	Oval (55° x 35°)
WPC2C3HALGC	Angle		•		•		100-277 VAC	Clear tempered glass	5650K (cool white)	1,200	22	55	Narrow
WPC2C3HALGF	Angle		•		•		100-277 VAC	Frosted tempered glass	5650K (cool white)	1,200	22	55	Narrow
WPC2C3HFLGC	Flush		•		•		100-277 VAC	Clear tempered glass	5650K (cool white)	1,200	22	55	Narrow
WPC2C3HFLGF	Flush		•		•		100-277 VAC	Frosted tempered glass	5650K (cool white)	1,200	22	55	Narrow
WPC4C3HALGC	Angle		•		•		100-277 VAC	Clear tempered glass	5650K (cool white)	1,200	22	55	Oval (35° x 55°)
WPC4C3HALGF	Angle		•		•		100-277 VAC	Frosted tempered glass	5650K (cool white)	1,200	22	55	Oval (35° x 55°)
WPC4C3HFLGC	Flush		•		•		100-277 VAC	Clear tempered glass	5650K (cool white)	1,200	22	55	Oval (35° x 55°)
WPC5C3HNLGF	Standard		•		•		100-277 VAC	Frosted tempered glass	5650K (cool white)	1,200	22	55	Oval (35° x 55°)
WPC2C3HNLGC	Standard		•		•		100-277 VAC	Clear tempered glass	5650K (cool white)	1,200	22	55	Narrow
WPC4C3HNLGC	Standard		•		•		100-277 VAC	Clear tempered glass	5650K (cool white)	1,200	22	55	Oval (35° x 55°)
WPC2C3CALGC	Angle		•		•		100-277 VAC	Clear tempered glass	5650K (cool white)	600	11	55	Narrow
WPC4C3CALGC	Angle		•		•		100-277 VAC	Clear tempered glass	5650K (cool white)	600	11	55	Oval (35° x 55°)
WPC4C3CALGF	Angle		•		•		100-277 VAC	Frosted tempered glass	5650K (cool white)	600	11	55	Oval (35° x 55°)
WPC2C3CNLGC	Standard		•		•		100-277 VAC	Clear tempered glass	5650K (cool white)	600	11	55	Narrow

All values typical unless otherwise stated (tolerance +/- 10%).

Part numbers listed in the table above come with (2) M20 entries on one side. For through wiring models, add an **E** to the end of the part number. For rear entry option, add an **R** to the end of the part number. For 3/4" NPT-threaded entries, add a **5** to the end of the part number.



WP-BRKT-SSAD-J

- Adjustable bracket

WP-BRKT-LG-PF

- Pipe and flush bracket



WP-STMB-LG00- 22

- 1 1/2" BSP-threaded straight stanchion mounting bracket

WP-STMB-LG00 -24

- 1 1/2" NPT-threaded straight stanchion mounting bracket



WP-STMB-LG85-22

- 1 1/2" BSP-threaded 85° stanchion mounting bracket

WP-STMB-LG85-24

- 1 1/2" NPT-threaded 85° stanchion mounting bracket



WP-STMB-LG25-22

- 1 1/2" BSP-threaded 25° stanchion mounting bracket

WP-STMB-LG25-24

- 1 1/2" NPT-threaded 25° stanchion mounting bracket

DISCLAIMER. All product information provided is, to the best of Dialight's knowledge, accurate as of the date of publication. When ordering, refer to www.dialight.com for current versions of: (a) relevant product documentation (including the relevant product data sheets); (b) Dialight terms and conditions of sale; and, (c) the relevant product warranty. To the extent that any contract is deemed formed between Dialight and the purchaser of Dialight products and/or an end-user, versions of documents available at www.dialight.com as at the date of sale shall be the versions incorporated therein. In the event of any discrepancy between this document or information provided at www.dialight.com, the latter shall prevail.

SafeSite® LED RTO Area Light

Technical Specifications



Ratings and Certifications

• UL 1598/A	• UL 50E
• UL 844	• CID2 A,B,C,D
• CSA C22.2 No. 250	• CID1 E,F,G
• CSA C22.2 No. 137-M81	• CID2 F,G
• IP66	• 5 year warranty
• NEMA 4X	• L70 rated for >150,000 hours

*All features not available on every model. Please refer to product part number pages for model specifics.

Temperature Ratings

Ambient Temperature Range T3C Temperature Code

-40°F to +131°F (-40°C to +55°C)

Mechanical Information

Fixture weight:

RTO0Wxx001: 2.5 lb (1.13 kg)

RTO0Wxx005: 3.2 lb (1.45 kg)

RTO0Wxx004: 0.8 lb (0.36 kg)

Shipping weight:

RTO0Wxx001: 3.0 lb (1.36 kg)

RTO0Wxx005: 4.5 lb (2.04 kg)

RTO0Wxx004: 1.4 lb (0.64 kg)

Mounting: Secondary retention not available

Pendant mount: 1" & 3/4" NPT reducer
bi-directional mounting

Ceiling mount: 3/4" NPT 5-way surface mounting

Pendant mount: 3/4" NPT-threaded conduit

Specifications

Voltage options:	100-277 VAC	Housing:	Copper-free aluminum
	24 - 48 VDC		
Operating temp:	-40°F to +133°F	Lens:	Polycarbonate
	(-40°C to +55°C)		
Power factor:	>0.9	CRI:	75
THD:	<20%	CCT:	6000K (cool white)
		Surge protection:	1kV line-to-line
			2kV line-to-ground



Comparison

	Warranty	L70	T-Rating
Dialight LED RTO Area Light	5yr	>150,000	T3C
Incandescent	1	6,000	T2B
CFL	1	20,000	T3

Lumens Wattage lm/W Mounting Heights

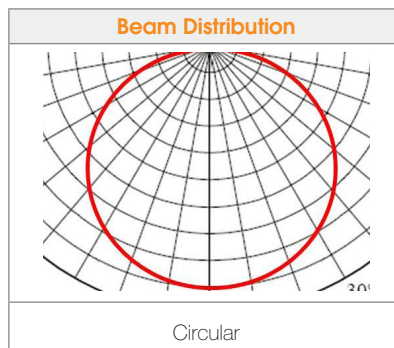
800	8	100	15' and lower
470	8	59	

Dimensions



Dimensions in mm [inches]

Beam Distribution



WARNING - INSTALLATION & SECONDARY RETENTION. Use of any Dialight products without proper installation (including secondary retention / netting) and periodic inspections could cause severe injury or death. Dialight recommends that all installations should use secondary retention / netting (appropriate to the installation environment) where applicable. It is the exclusive responsibility of the contractor, installer and/or end-user to: (a) determine the suitability of the product for its intended application; and, (b) ensure that the product is safely installed (with secondary retention / netting where appropriate) and in compliance with all applicable laws and regulations. To the extent permissible under applicable laws, Dialight disclaims all liability for personal injury and/or other damage resulting from any dislodgment or other dislocation of its products.

SafeSite® LED RTO Area Light

Ordering Information & Accessories

Classifications: CID2 Groups A, B, C, D • CIID1 E,F,G • CIID2 F,G

Part Number	Type	CID1	CID2	CIID1	CIID2	CIID	Voltage	Lens	CCT	Fixture Lumens	Watt	lm/W	Beam Distribution
Standard Models - 100-277 VAC													
RTODW17005	Ceiling mount with junction box			•	•		100-277 VAC	Polycarbonate	6000K (cool white)	800	8	100	Circular
RTODW17004	Pendant mount			•	•		100-277 VAC	Polycarbonate	6000K (cool white)	800	8	100	Circular
RTODW17001	Pendant mount with junction box			•	•		100-277 VAC	Polycarbonate	6000K (cool white)	800	8	100	Circular
RTO2W17005	Ceiling mount with junction box		•				100-277 VAC	Polycarbonate	6000K (cool white)	800	8	100	Circular
RTO2W17004	Pendant mount		•				100-277 VAC	Polycarbonate	6000K (cool white)	800	8	100	Circular
RTO2W17001	Pendant mount with junction box		•				100-277 VAC	Polycarbonate	6000K (cool white)	800	8	100	Circular
RTODW07005	Ceiling mount with junction box			•	•		100-277 VAC	Polycarbonate	6000K (cool white)	470	8	59	Circular
RTODW07004	Pendant mount			•	•		100-277 VAC	Polycarbonate	6000K (cool white)	470	8	59	Circular
RTODW07001	Pendant mount with junction box			•	•		100-277 VAC	Polycarbonate	6000K (cool white)	470	8	59	Circular
RTO2W07005	Ceiling mount with junction box		•				100-277 VAC	Polycarbonate	6000K (cool white)	470	8	59	Circular
RTO2W07004	Pendant mount		•				100-277 VAC	Polycarbonate	6000K (cool white)	470	8	59	Circular
RTO2W07001	Pendant mount with junction box		•				100-277 VAC	Polycarbonate	6000K (cool white)	470	8	59	Circular
Standard Models - 24-48 VDC													
RTODW18005	Ceiling mount with junction box			•	•		24-48 VDC	Polycarbonate	6000K (cool white)	800	8	100	Circular
RTODW18004	Pendant mount			•	•		24-48 VDC	Polycarbonate	6000K (cool white)	800	8	100	Circular
RTODW18001	Pendant mount with junction box			•	•		24-48 VDC	Polycarbonate	6000K (cool white)	800	8	100	Circular
RTO2W18005	Ceiling mount with junction box		•				24-48 VDC	Polycarbonate	6000K (cool white)	800	8	100	Circular
RTO2W18004	Pendant mount		•				24-48 VDC	Polycarbonate	6000K (cool white)	800	8	100	Circular
RTO2W18001	Pendant mount with junction box		•				24-48 VDC	Polycarbonate	6000K (cool white)	800	8	100	Circular
RTODW08005	Ceiling mount with junction box			•	•		24-48 VDC	Polycarbonate	6000K (cool white)	470	8	59	Circular
RTODW08004	Pendant mount			•	•		24-48 VDC	Polycarbonate	6000K (cool white)	470	8	59	Circular
RTODW08001	Pendant mount with junction box			•	•		24-48 VDC	Polycarbonate	6000K (cool white)	470	8	59	Circular
RTO2W08005	Ceiling mount with junction box		•				24-48 VDC	Polycarbonate	6000K (cool white)	470	8	59	Circular
RTO2W08004	Pendant mount		•				24-48 VDC	Polycarbonate	6000K (cool white)	470	8	59	Circular
RTO2W08001	Pendant mount with junction box		•				24-48 VDC	Polycarbonate	6000K (cool white)	470	8	59	Circular

All values typical unless otherwise stated (tolerance +/- 10%).



Pendant Mount

- 3/4" NPT-threaded conduit



Pendant Mount with Junction Box

- 1" & 3/4" NPT reducer bi-directional mounting



Ceiling Mount with Junction Box

- 3/4" 5-way surface mounting



RTO1000

- Flush wall mount



RTO1001

- Junction box wall mount

DISCLAIMER. All product information provided is, to the best of Dialight's knowledge, accurate as of the date of publication. When ordering, refer to www.dialight.com for current versions of: (a) relevant product documentation (including the relevant product data sheets); (b) Dialight terms and conditions of sale; and, (c) the relevant product warranty. To the extent that any contract is deemed formed between Dialight and the purchaser of Dialight products and/or an end-user, versions of documents available at www.dialight.com as at the date of sale shall be the versions incorporated therein. In the event of any discrepancy between this document or information provided at www.dialight.com, the latter shall prevail.

StreetSense® LED Streetlight

Technical Specifications



Ratings and Certifications

• UL 1598/A	• NEMA 4X
• UL 1012	• IP66
• UL 1449	• CSA C22.2 No. 250-08
• 7 year warranty	• L70 rated for >150,000 hours

*All features not available on every model. Please refer to product part number pages for model specifics.

Mechanical Information

Fixture weight:	
65W/83W:	16 lb (7.3 kg)
131W/165W:	25 lb (11.3 kg)
190W/252W:	34 lb (15.4 kg)
Shipping weight:	
65W/83W:	21 lb (9.5 kg)
131W/165W:	30 lb (13.6 kg)
190W/252W:	39 lb (17.7 kg)
Mounting:	Accommodates 1.25" (1.66" OD) - 2" (2.375" OD) 31.75mm (42.16mm OD) - 50.8mm (60.32mm OD) pipe. Provision for adjustment of +/- 5° at 2.5° increments
	Secondary retention standard

Specifications

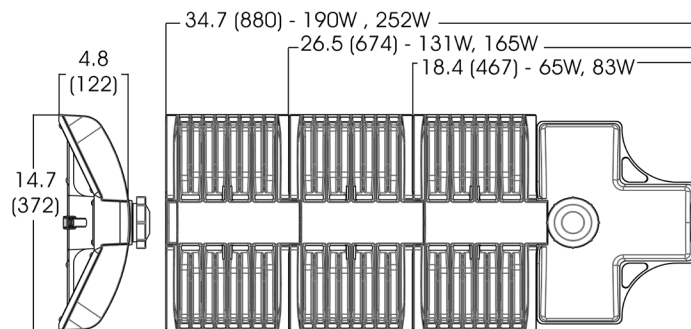
Voltage options:	100-277 VAC 347-480 VAC	Housing:	Copper-free aluminum
Operating temp:	-40°F to +149°F (-40°C to +65°C)	Lens:	Tempered glass
Power factor:	>0.9	CRI:	75
THD:	<20%	CCT:	5000K (cool white) 4300K (neutral white)
Surge protection:	Open circuit surge protection 10kV standard per ANSI/IEEE C62.41. 2.2002 cat C high	EPA (Sq. ft)	
		65W / 83W:	0.60
		131W / 165W:	0.87
		190W / 252W:	1.13

Comparison

	Warranty	L70
Dialight LED Street Light	7yr	>150,000
Metal Halide	1	6,000
High Pressure Sodium	1	20,000

Lumens	Wattage	lm/W	Mounting Heights
20,250	252	80	50'
16,000	190	84	
13,300	165	81	
10,900	131	83	
6,800	83	82	
5,500	65	85	15'

Dimensions



Dimension in inches [mm]

WARNING - INSTALLATION & SECONDARY RETENTION. Use of any Dialight products without proper installation (including secondary retention / netting) and periodic inspections could cause severe injury or death. Dialight recommends that all installations should use secondary retention / netting (appropriate to the installation environment) where applicable. It is the exclusive responsibility of the contractor, installer and/or end-user to: (a) determine the suitability of the product for its intended application; and, (b) ensure that the product is safely installed (with secondary retention / netting where appropriate) and in compliance with all applicable laws and regulations. To the extent permissible under applicable laws, Dialight disclaims all liability for personal injury and/or other damage resulting from any dislodgment or other dislocation of its products.

StreetSense® LED Streetlight

Ordering Information & Accessories

Part Number	Number of Light Engines	EPA (SQ. ft)	Lens	CCT	Fixture Lumens	Wattage	LPW	Optical Pattern
Standard Models - 100-277 VAC								
SL3C5SLGG	3	1.13	Tempered glass	5000K (cool white)	23,400	228	103	Type III
SL3C5RLGG	3	1.13	Tempered glass	5000K (cool white)	18,700	182	103	Type III
SL3C5ILGG	2	0.87	Tempered glass	5000K (cool white)	15,600	156	100	Type III
SL3C5HLGG	2	0.87	Tempered glass	5000K (cool white)	12,500	125	100	Type III
SL3C5DLGG	1	0.60	Tempered glass	5000K (cool white)	7,800	78	100	Type III
SL3C5CLGG	1	0.60	Tempered glass	5000K (cool white)	6,400	62	103	Type III
Standard Models - 347-480 VAC								
SL3C7SLGG	3	1.13	Tempered glass	5000K (cool white)	22,000	218	101	Type III
SL3C7RLGG	3	1.13	Tempered glass	5000K (cool white)	18,900	180	105	Type III
SL3C7ILGG	2	0.87	Tempered glass	5000K (cool white)	15,700	154	102	Type III
SL3C7HLGG	2	0.87	Tempered glass	5000K (cool white)	12,500	121	103	Type III
SL3C7DLGG	1	0.6	Tempered glass	5000K (cool white)	7,800	77	102	Type III
SL3C7CLGG	1	0.6	Tempered glass	5000K (cool white)	6,400	61	106	Type III

All values typical unless otherwise stated (tolerance +/- 10%).

Part numbers listed in the table above are cool white. For neutral white models, replace the 4th character with an **N**.



SLSHIELDKIT

- House side shield



SL-PC01R

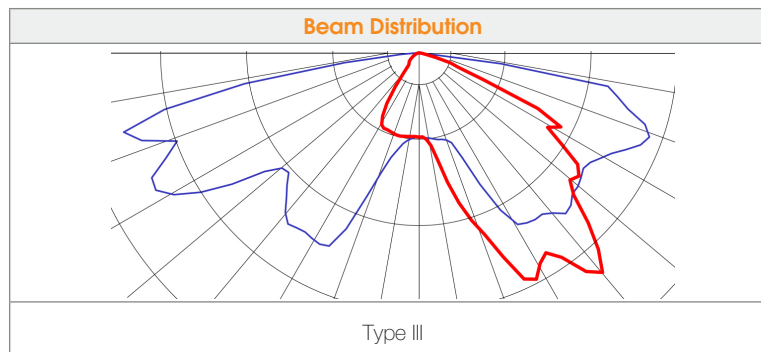
- 105 - 305V AC Photocontroller

SL-PC02R

- 312 - 382V AC Photocontroller

SL-PC03R

- 432 - 528V AC Photocontroller



DISCLAIMER. All product information provided is, to the best of Dialight's knowledge, accurate as of the date of publication. When ordering, refer to www.dialight.com for current versions of: (a) relevant product documentation (including the relevant product data sheets); (b) Dialight terms and conditions of sale; and, (c) the relevant product warranty. To the extent that any contract is deemed formed between Dialight and the purchaser of Dialight products and/or an end-user, versions of documents available at www.dialight.com as at the date of sale shall be the versions incorporated therein. In the event of any discrepancy between this document or information provided at www.dialight.com, the latter shall prevail.

Obstruction LED Lighting Solutions

FAA Approved Obstruction Lighting Solutions



Red LED Systems: L-864 and L-810

Features & Benefits

- Infrared (IR) models available for improved visibility to night vision goggles
- Integrated controller
- 5 year warranty
- Universal 120-240 VAC input
- Controller can be mounted at the base of the structure
- NEMA 4X outdoor rated enclosure
- Wide temperature range: -40°C to +55°C
- Configurable flash rates (20, 30, or 40 flashes per minute)
- Ability to operate lights in steady or flashing mode
- Optional infrared light fixtures
- Light weight design
- Low power consumption
- IP66 rated light fixtures
- Impact and vibration resistant
- Provision for padlock on the enclosure
- Dry contacts for alarm monitoring/status
 - Photocell alarm
 - L-810 / L-864 light alarms
 - Operation mode (day/night)
 - Communication alarm
 - Sync alarm
 - Power fail alarm



Dual (Red / White) LED Systems: L-865 and L-864

Features & Benefits

- Infrared (IR) version available for improved visibility to Night Vision Goggles
- Integrated controller with LCD back-lit display
- Optional Ethernet / Cellular based remote monitoring / control system available
- 5 year warranty
- Ability to flash side markers
- Universal 120-240 VAC input or +/-48 VDC input
- Controller can be mounted at the base of the structure
- NEMA 4X outdoor rated enclosure
- Wide temperature range: -40°C to +55°C
- Light weight design
- Low power consumption
- IP66 rated light fixtures
- Impact and vibration resistant
- Provisions for padlock on the enclosure
- Dry contacts for alarm monitoring/status
 - Photocell alarm
 - Communication alarm
 - Sync alarm
 - Operation mode (day/night)
 - White mode alarm
 - Red mode alarm
 - Power fail alarm



White LED Systems: L-865

Features & Benefits

- Integrated controller with LCD back-lit display
- Optional Ethernet / Cellular based remote monitoring / control system available
- 5 year warranty
- Universal 120-240 VAC input or +/-48 VDC input
- Controller can be mounted at the base of the structure
- NEMA 4X outdoor rated enclosure
- Wide temperature range: -40°C to +55°C
- Light weight design
- Low power consumption
- IP66 rated light fixtures
- Impact and vibration resistant
- Provisions for padlock on the enclosure
- Dry contacts for alarm monitoring/status
 - Photocell alarm
 - Communication alarm
 - Sync alarm
 - Operation mode (day/night)
 - White mode alarm
 - Power fail

DISCLAIMER. All product information provided is, to the best of Dialight's knowledge, accurate as of the date of publication. When ordering, refer to www.dialight.com for current versions of: (a) relevant product documentation (including the relevant product data sheets); (b) Dialight terms and conditions of sale; and, (c) the relevant product warranty. To the extent that any contract is deemed formed between Dialight and the purchaser of Dialight products and/or an end-user, versions of documents available at www.dialight.com as at the date of sale shall be the versions incorporated therein. In the event of any discrepancy between this document or information provided at www.dialight.com, the latter shall prevail.

Obstruction LED Lighting Solutions

FAA Approved Obstruction Lighting Solutions



High Intensity LED Systems: L-856 / L864

Features & Benefits

- Integrated controller
- 5 year warranty
- Universal 208-277 VAC input
- Controller can be mounted at the base of the structure
- NEMA 4X outdoor rated enclosures
- Wide temperature range: -40°C to +55°C
- Low power consumption
- IP66 rated light fixtures
- Impact and vibration resistant
- Provision for padlock on the enclosure
- Effective intensity / power consumption
 - White Day = 270,000cd (160W)
 - White Twilight = 20,000cd (30W)
 - White Night = 2,000cd (23W)
 - Red Night = 2,000cd (30W)
- Dry contacts for alarm monitoring/status
 - Photocell alarm
 - Communication alarm
 - Sync alarm
 - Operation mode (day/night)
 - White mode alarm
 - Red mode alarm
 - Power fail alarm



Wind LED Lighting Systems

Features & Benefits

- Controller integrated into flashhead
- Integrated Photocell
- Integrated Flasher
- 5 year warranty
- Universal 120-240 VAC input
- Wide temperature range: -40°C to +55°C
- Low power consumption
- IP66 rated light fixtures
- Impact and vibration resistant
- Dry contacts for alarm monitoring/status

DISCLAIMER. All product information provided is, to the best of Dialight's knowledge, accurate as of the date of publication. When ordering, refer to www.dialight.com for current versions of: (a) relevant product documentation (including the relevant product data sheets); (b) Dialight terms and conditions of sale; and, (c) the relevant product warranty. To the extent that any contract is deemed formed between Dialight and the purchaser of Dialight products and/or an end-user, versions of documents available at www.dialight.com as at the date of sale shall be the versions incorporated therein. In the event of any discrepancy between this document or information provided at www.dialight.com, the latter shall prevail.

North American HQ

1501 Route 34 South
Farmingdale, NJ 07727
Tel: 732-919-3119
Fax: 732-751-5778
info@dialight.com

Houston

16830 Barker Springs Rd
Ste 407,
Houston, TX 77084
Tel: 732-919-3119
Fax: 281-492-1531
info@dialight.com

Australia

108 Howe Street
Osborne Park, WA 6017
Tel: +61 (0) 8 9244 7600
Fax: +61 (0) 8 9244 7601
info@dialight.com.au

Dialight Europe Ltd

Leaf C, Level 36, Tower 42
25 Old Broad Street
London, EC2N 1HQ, United Kingdom
Tel: +44 (0) 203 058 3540
Customer Service: +44 (0) 163 866 6541
sales-emea@dialight.com

Middle East

Level 42
Emirates Towers (Office Tower)
Sheikh Zayed Road
Dubai, United Arab Emirates
Tel: +971 (0) 4319 7686
Fax: +971 (0) 4319 7686

Southeast Asia

33 Ubi Avenue 3
#07-72 Vertex (Tower A)
Singapore 408868
Tel: +65 6578 7157
Fax: +65 6578 7150
enquiry@dialight.com.sg

Brazil

Alameda Mercurio
225 – American Park Empresarial NR
Indaiatuba – SP – 13347– 662
Tel: +55 (19) 3113 - 4300
Fax: +55 (19) 3113 - 4300
brasil@dialight.com

WARNING / DISCLAIMERS:

Installation & secondary retention. The use of this product without proper installation (including secondary retention / netting) and periodic inspections, could cause severe injury or death. Dialight recommends that all installations should use secondary retention / netting (appropriate to the installation environment) as applicable. Dialight products are intended for ultimate purchase, installation and operation by knowledgeable persons trained in the functional assessment, installation, use and maintenance of such products and all customers (including but not limited to end customers) are responsible for assessing the suitability of Dialight products for any given installation requirement. It is the exclusive responsibility of the contractor, installer and/or end-user to: (a) determine the suitability of the product for its intended application; and, (b) ensure that the product is safely installed (with secondary retention / netting as appropriate) and in compliance with all applicable laws and regulations.

Product specifications & warranties. All product information provided is, to the best of Dialight's knowledge, accurate as of the date of publication. All values and performance data herein are design or typical values when measured under laboratory conditions. The information herein is subject to change without notice. The products / software detailed herein are subject to applicable warranties and terms and conditions of use/purchase. Unless agreed otherwise in writing by an authorized representative of Dialight, Dialight does not represent that its products are fit for any particular purpose and accepts no liability for the installation and/or unauthorised use of its products. When ordering, refer to www.dialight.com for current versions of: (a) relevant product documentation (including relevant product data sheets); (b) Dialight terms and conditions of sale; and, (c) the relevant product warranties. To the extent that any contract is deemed formed between Dialight and the purchaser of Dialight products and/or an end-user, versions of documents available at www.dialight.com as at the date of sale shall be the versions incorporated therein. In the event of any discrepancy between this document and information provided at www.dialight.com, the latter shall prevail.

Exclusion of liability. To the extent permissible under the relevant law, Dialight disclaims all liability for personal injury and/or other damage resulting from any dislodgment or other dislocation of its products. Whilst Dialight has used its reasonable endeavours to ensure the completeness and accuracy of information herein, Dialight does not assume any liability for damages resulting from use of this information or for any third-party representations made in relation to Dialight products.

